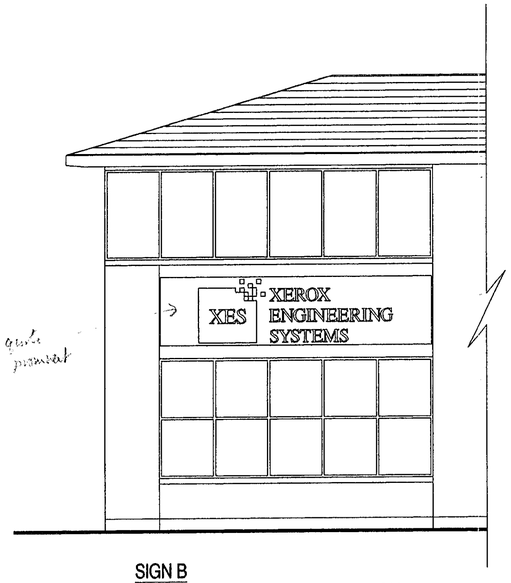

SIGN B
PART RIGHT HAND SIDE ELEVATION
SCALE 1:100

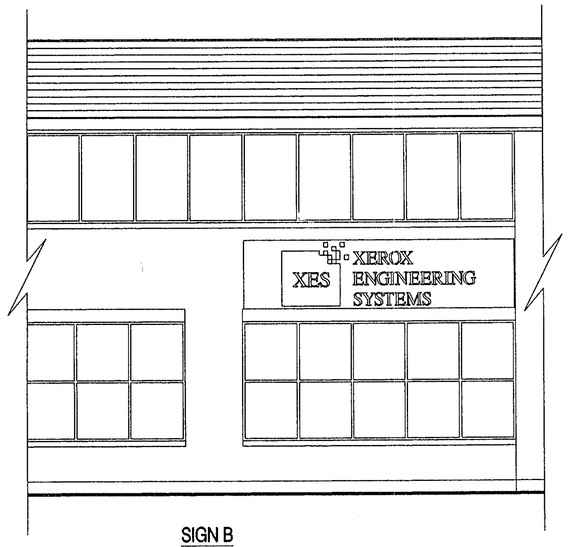

SIGN B
PART REAR ELEVATION
SCALE 1:100

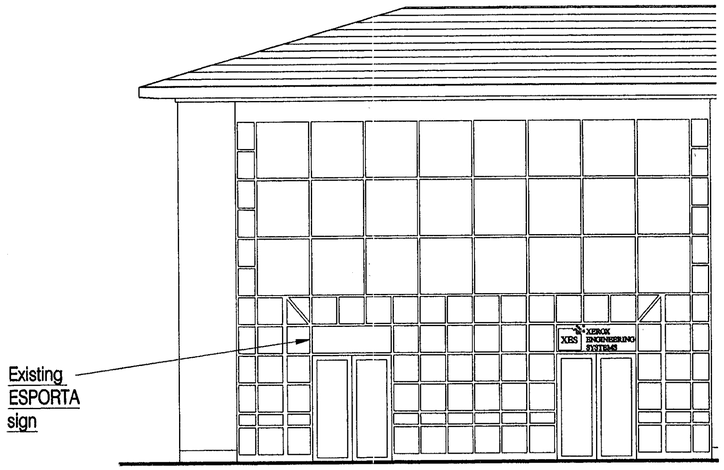

SIGN A
PART REAR ELEVATION
SCALE 1:100

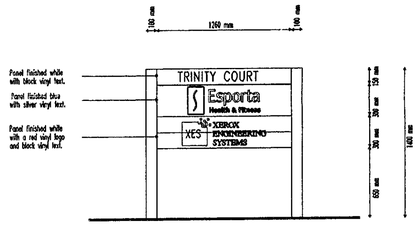

SIGN D. Specification

1 No. Freestanding single sided sign 1460 x 1400 mm manufactured in Apco modular sign system.
Posts being constructed from 100 mm Dia. Circular section with suitable base plate finished black and foundation arrangements. Sign non illuminated.

SIGN B. Specification

2 No. 6000 x 1500 mm Illuminated box signs.

The face and back panel being cut from 3 mm thick aluminium with internal strengthening to form rigid signcase and finished white internally and externally. Face panels being stencil cut with the text (logo)XEROX ENGINEERING SYSTEMS turn inlaid 10 mm thick clear acrylic mounted onto 3 mm thick opal carrier panel. The face of the text (logo)are applied white translucent vinyl and the remaining text reading XEROX ENGINEERING SYSTEM to have applied matt black vinyl. The red background to the logo and the text(logo)are inlaid in red acrylic into the aluminium face panel, with the XES further inlaid into red panel in opal acrylic.

Area behind text and and text to have fluorescent white lamps and HPF control gear trays for operation on 200/240 volt 50 cycle single phase supply.

Sign fixed to existing brickwork.
LT mains wiring excluded, but should be brought from main supply to sign box location.

SIGN A. Specification

1 No. 1850 x 600 mm part illuminated box sign.

The face and back panel being cut from 3 mm thick aluminium with internal strengthening to form rigid signcase and finished white internally and externally. Face panels being stencil cut with the text (logo) and text reading ENGINEERING SYSTEMS in turn inlaid 10 mm thick clear acrylic mounted onto 3 mm thick opal carrier panel. The face of the text to have applied white translucent vinyl and the remaining text reading to XEROX ENGINEERING SYSTEM have applied matt black vinyl. The logo red background panel to comprise of red vinyl applied directly onto background panel.

Area behind text and XESXEROX ENGINEERING SYSTEMS to have fluorescent white lamps and HPF control gear trays for operation on 200/240 volt 50 cycle single phase supply.

Sign fixed to existing glazing mullions.
LT mains wiring excluded, but should be brought from main supply to sign box location.

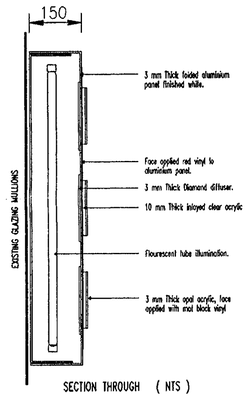

SECTION THROUGH (NTS)

SIGN A. (NTS)

07.FEB.2000* 0507

APPROVED

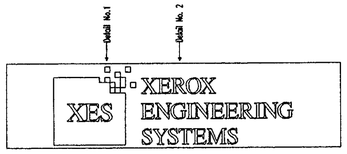

SIGN B. (NTS)

SIGN C. Specification

1 No. Freestanding double sided sign 1460 x 3100 mm manufactured in Apco modular sign system.
Posts being constructed from 100 mm Dia. Circular section with suitable base plate finished black and foundation arrangements. Sign non illuminated.

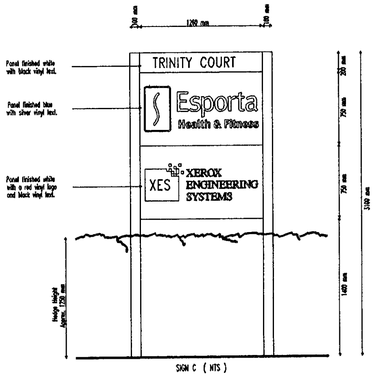

SIGN C (NTS)

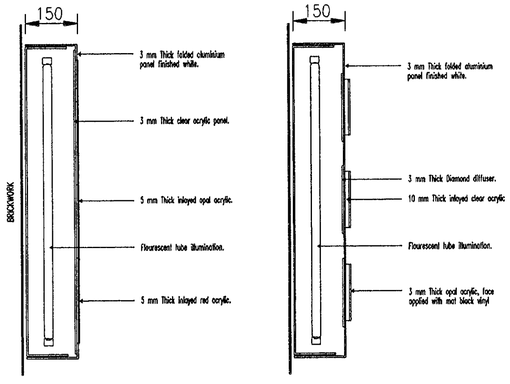

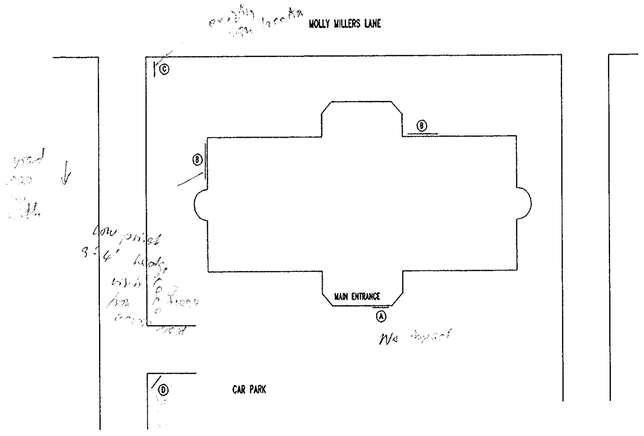

LOCATION PLAN
NOT TO SCALE

ALL SIZES ARE APPROXIMATE
SITE SURVEY REQ. PRIOR TO MANUFACTURE

273 DUKESWAY
TEAM VALLEY TRADING ESTATE
GATESHEAD
TYNE & WEAR
NE11 0PZ
TEL: 0191 491 0097
FAX: 0191 491 0158
E-MAIL: astley@redforrest.co.uk
ISDN: 0191 491 0789
WEBSITE: www.redforrest.co.uk

REVISIONS			
REV	DESCRIPTION	DATE	BY

CLIENT: ESPORTA	DWG. DESCRIPTION: PLANNING DWG. SIGN 1 SIGN 2
CLIENT APPROVAL / DATE	
LOCATION: WOKINGHAM	DWG.No.: 0052_01
	JOB.No.: ----
	DRAWN BY: SYS_5
	CHECKED:
DATE: 21.10.99	SCALE: AS SHOWN
	REV:

THIS DRAWING IS THE PROPERTY OF ASTLEY SIGNS.
THE USE OF WHICH IN PART OR IN WHOLE IS NOT PERMITTED
WITHOUT PRIOR CONSENT OF ASTLEY SIGNS.