nathan

CLIENT
OUT & OUT
WHITBREAD

JOB
THE HORSE & GROOM
HARE HATCH

DRAWING TITLE
EXISTING LAYOUT

SCALE
1:50

DRAWN BY
PRW

JOB NO
2007

DATE
JULY 2001

DRAWING NO.
01

VAT REG NO 748 035 035
THE GLASS HAUS, THE COMMON, HILL HEAD, HILL & MOOR,
NR. PERSHORE, WORCS. WR10 2NN
T. (44) 01386 861980 F. (44) 01386 861881
E. INFO@NATHAN-UK.COM

This drawing is the property of Nathan UK Design Consultants and it may only be copied with their consent in writing otherwise the person responsible could be guilty of breaking copyright laws. The contractor is to check on site dimensions and levels before work starts. This drawing must be read with and checked against all relevant and otherwise specified drawings, specifications and bills of quantities. Notify architect/engineers of any discrepancies. The contractor must comply with all current British Standards and Building Regulations whether or not specifically stated on these drawings.

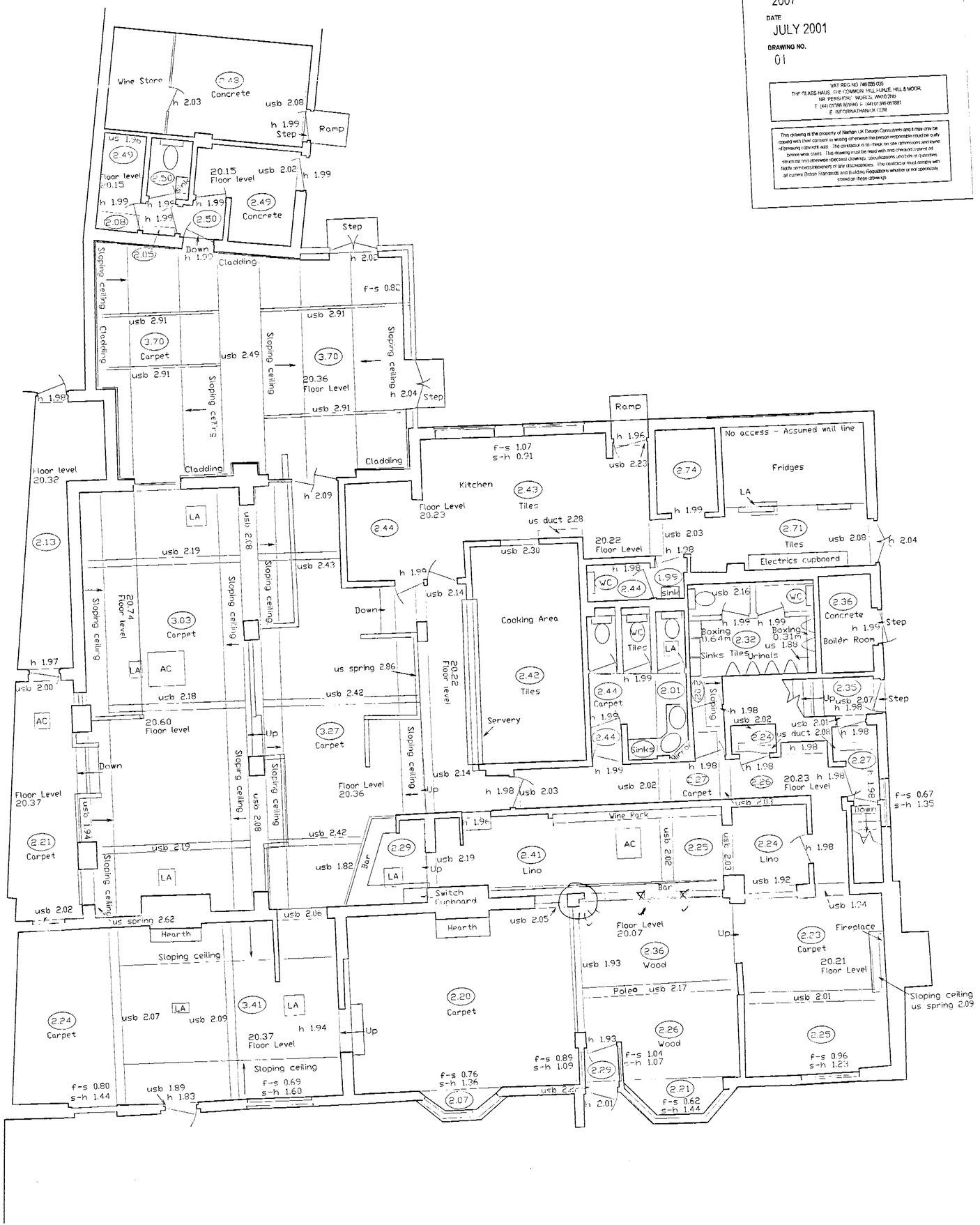

EXTENT OF WORKS

EXTERNAL

✓ (1) DRAINAGE TO BE ALTERED AND NEW INSTALLED AS NECESSARY TO OVERCOME FLOODING PROBLEMS TO CAR PARK AND CELLAR FROM MAIN ROAD

✓ (2) REPAIR CELLAR DOORS

DET. NOT REFLECT CHANGE WORK OF COLOUR DETAILS REQ. X (4) NEW TIMBER DECKING AND BALUSTRADE LIMITED BALCONIES. ✓ (4) EXTERIOR TO RECEIVE REDECORATION

DETAILS X REQUIRED NEW EXTERIOR LIGHTING TO WHOLE SITE. WALL LIGHTS AND LAMP POSTS

✓ (6) REMOVE EXISTING TIMBER 'HITCHING' RAIL

DETAILS REQ. X NEW SOLID TG & V BOARDED DOOR TO MANAGERS ENTRANCE

DETAILS REQ. X NEW 1800mm HIGH CLOSE BOARDED FENCING AND GATES TO YARD

✓ REMOVE EXISTING FENCE & GATE AND MAKE GOOD AREA

DETAILS REQ. X REMOVE EXISTING CONSERVATORY DOORS, REBUILD LOWER WALL SECTION AND FIT NEW WINDOWS TO MATCH EXISTING. CHECK FOR ROOF + GLAZING.

INTERNAL

✓ (11) REDECORATE STAFF ACCOMMODATION WHERE NECESSARY

CHECK ON SITE AT ORIGINAL STRUCTURE. X REMOVE EXISTING INNER LOBBY DOOR AND FIT NEW OVER DOOR HEAT CURTAIN WHAT DOES THIS LOOK LIKE.

AS 12. X REMOVE EXISTING WALLS AND COUNTERS TO OPEN AREA UP

DETAIL REQUIRED X NEW PARTITIONS, SCREENS AND DRINK SHELF TO AWPS POSITIONS

DETAILS REQUIRED X NEW SLATE HEARTHS, STEEL CANOPIES AND SURROUNDS, GRATES AND DOGS TO TWO No. REAL FIRES (REMOVE GAS PIPEWORK, SWEEP CHIMNEYS ETC.)

SPEC. DETAILS REQ. SANDBLAST ALL EXISTING TIMBERS

CHECK REVIVE AND REFINISH EXISTING TIMBER FLOOR

SPEC. DETAILS REQ. WHAT EXISTS? NO LAY NEW RECLAIMED OAK FLOORING AND SEAL WITH 'ULTRADECK'

REMOVE EXISTING FIREPLACE AND WALL SECTIONS AND FORM NEW FIREPLACE WITH SLATE HEARTH ETC.

CHECK ON SITE. X REMOVE EXISTING SCREENS, RAISED FLOOR, DOORS AND BALUSTRADE ETC. AND MAKE GOOD AS NECESSARY

DETAILS REQ. FIT NEW GLAZED SCREEN, COUNTER TOP AND FLAP AND BACKFITTING TO DISPENSE BAR

DETAILS REQ. FORM NEW STORE ROOM

PARTITION CHECK REMOVE OVERBAR AND MAKE GOOD

✓ DETAILS REQ. FIT NEW BACKFITTING

✓ DETAILS REQ. NEW ASH COUNTER TOP AND GLAZED SCREEN

DETAILS REQ NEW STUD PARTITION SCREEN AND BALUSTRADE SECTION, PORTIOLE DOORS (30 MIN. F/R) AND NEW RAMP TO ENCLOSE EXISTING GRILL AREA

DETAILS REQ. NEW GLAZED SCREEN

NEW ALTRO FLOORING (BAR AREA)

SPEC REQ. NEW SLATE FLOOR TILES

✓ (30) NEW CARPET

✓ (31) NEW AXMINSTER CARPET

DETAILS REQ NEW ZIG ZAG MATTING

SPEC REQ. NEW LAMINATED TIMBER FLOORING

SPEC REQ NEW QUARRY TILE FLOOR (RECLAIMED)

DETAIL. NEW COIR MATTING IN STEEL MATWELL

SPEC REQ TOILETS TO BE REFURBISHED TO 'OUT & OUT SPECIFICATION. NEW SANITARYWARE, VANITY UNIT, TILED FLOOR, STRIP EXISTING WALL TILES AND SKIM WALLS PRIOR TO REDECORATION

METHOD TO BE AGREED COMPLETE REDECORATION AND NEW LIGHT FITTINGS THROUGHOUT

CHECK WALLS ETC. REMOVE EXISTING STAFF TOILET TO KITCHEN, MAKE GOOD AND DECORATE

DETAIL. REQ. STEPS TO BE ADJUSTED AS INDICATED

DETAILS REQ. NEW BALUSTRADE WITH VERTICAL WROUGHT IRON INFILLS

LOCATION? NEW SOLID ASH DRINKSHELF

FORM NEW DISABLED WC AND NEW DOOR

NEW LOW SCREEN

FORM NEW BOOTH SEATING

OVERHAUL EXISTING A/C UNITS, FANS ETC.

NEW FURNITURE THROUGHOUT

110 No. EXISTING COVERS
124 No. PROPOSED COVERS

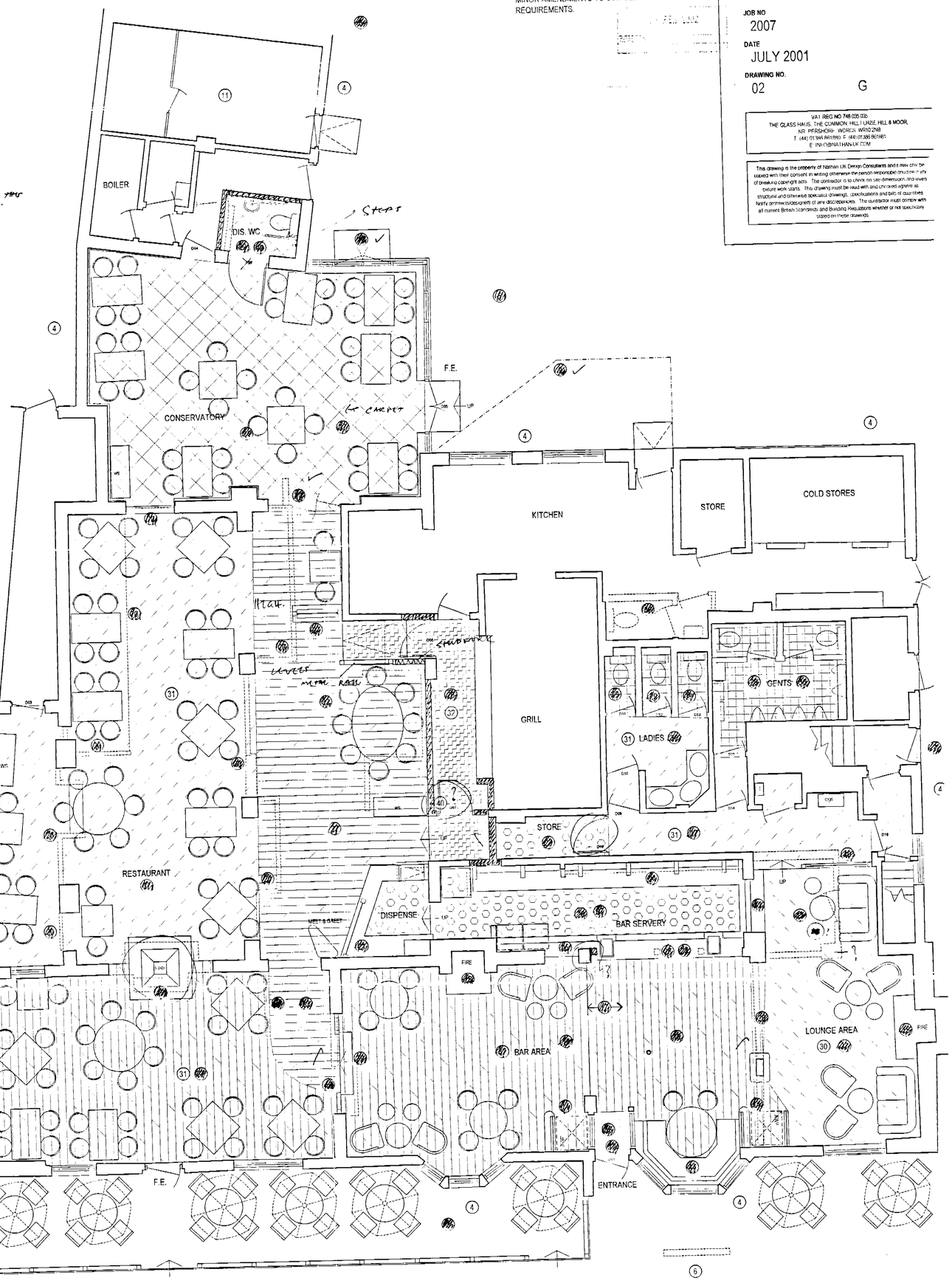

REVISION A. 03/08/2001.
DOOR NUMBERS ADDED.

REVISION B. 15/08/2001.
LAYOUT AMENDED TO SUIT CLIENT REQUIREMENTS.

REVISION C. 27/11/2001.
LAYOUT AND NOTATION AMENDED TO SUIT CLIENT REQUIREMENTS.

REVISION D. 03/12/2001.
AWP RELOCATED, FURNITURE AMENDED TO SUIT AND NOTATION ADDED TO SUIT CLIENT REQUIREMENTS.

REVISION E. 06/12/2001.
DISABLED TOILET AMENDED, AWP RELOCATED AND BAR FURNITURE AMENDED TO SUIT CLIENT REQUIREMENTS.

REVISION F. 02/01/2002.
STORE AND FIXED SEATING ADDED AND DISABLED WC RELOCATED TO CLIENT REQUIREMENTS.

REVISION G. 18/02/2002.
MINOR AMENDMENTS TO SUIT CLIENT REQUIREMENTS.

nathan

CLIENT
OUT & OUT
WHITBREAD

JOB
THE HORSE & GROOM
HARE HATCH

DRAWING TITLE
PROPOSED LAYOUT

SCALE
1:50

DRAWN BY
PRW

JOB NO
2007

DATE
JULY 2001

DRAWING NO.
02 G

VAT REG NO 748 035 035
THE GLASS HAUS, THE COMMON, HILLHOUSE HILL & MOOR,
NR. PERSHORE, WORCS. WR10 2NB
T. (44) (0) 386 861980 F. (44) (0) 386 861981
E. INFO@NATHAN-UK.COM

This drawing is the property of Nathan UK Design Consultants and it may only be copied with their consent in writing otherwise the person responsible shall be liable for any of breaking copyright acts. The contractor is to check no rate dimensions and levels before work starts. This drawing must be read with and checked against all structural and otherwise specialist drawings, specifications and bills of quantities. Notify any discrepancies to agent of any discrepancies. The contractor must comply with all current British standards and Building Regulations whether or not specifically stated on these drawings.

FLOORING LEGEND

✓	1	EXISTING TIMBER TO BE SANDED AND RE-SEALED WITH ULTRADECK
CONFIRM EXISTING FLOORING + NEW SPEC.	2	RECLAIMED OAK BOARDS TO BE FITTED TO MATCH EXISTING
"	3	REEVE FLOORING 14mm WOODLAND COUNTRY OAK
" + SAMPLE	4	REEVE FLOORING 14mm MERBAU
✓		AXMINSTER CARPET
✓		GODFREY HIRST TRITON 550 BAMBOO CARPET
AS 2 + Sample		300x300mm SLATES BY KEYSTONE, REF: BAMBOO
		300x300mm SLATE BY KEYSTONE, REF: BAMBOO
AS 2 + Sample		BLACK ZIG ZAG MATTING
AS 2 + Sample		ALTRO IMPRESSIONIST 2 FLOORING. REF: IP 2021 MELLOW
AS 2.		BTB MATTING

NOTES.

ALL STEPS AND CHANGES IN LEVEL TO RECEIVE NOSINGS. JUNCTIONS BETWEEN FLOOR FINISHES TO RECEIVE TRIMS. SPECIFICATION TO BE ADVISED BY DESIGNER.

MAIN CONTRACTOR TO ENSURE ALL AREAS TO RECEIVE NEW FLOORING ARE MADE GOOD AND CLEANED READY TO RECEIVE FLOORING.

ALL NEW FLOORING TO BE LAID TO MANUFACTURERS INSTRUCTIONS / RECOMMENDATIONS.



nathan

CLIENT
OUT & OUT
WHITBREAD

JOB
THE HORSE & GROOM
HARE HATCH

DRAWING TITLE
FLOOR FINISHES

SCALE
1:50

DRAWN BY
PRW

JOB NO
2007

DATE
JULY 2001

DRAWING NO.
03

VAT REG NO 748 005 005
THE GLASS HAUS, THE COMMON, HILL FURZE HILL & MOOR
NR. PERSHORE, WORCS. WR10 2NB
T. (44) 01386 861880 F. (44) 01386 861881
E. INFO@NATHAN-IK.COM

This drawing is the property of Nathan UK Design Consultants and it may only be copied with their consent in writing otherwise the person responsible could be guilty of breaking copyright acts. The contractor is to check on site dimensions and level before work starts. This drawing must be read with and checked against all structural and otherwise specialist drawings, specifications and bills of quantities. Notify architects/designers of any discrepancies. The contractor must comply with all current British Standards and Building Regulations whether or not specifically stated on these drawings.

DECORATION LEGEND

EXTERNAL

ALL WALLS AND DOWNPIPES TO BE DECORATED WHITE

ALL WINDOW FRAMES, PLINTH, GUTTERS, FASCIAS, BARGE BOARDS AND BOARDING TO BE DECORATED BLACK

NEW DECKING TO RECEIVE MEDIUM OAK STAIN

INTERNAL

DOORS GENERALLY TO BE DECRATED WHITE

BAR AREA TO GENERALLY HAVE WALLS, CEILING AND WINDOW FRAMES DECORATED IN 25 YY 78/232

RESTAURANT TO GENERALLY HAVE WALLS, CEILING AND WINDOW FRAMES DECORATED IN 25 YY 76/272

CONSERVATORY TO GENERALLY HAVE WALLS, CEILING AND WINDOW FRAMES DECORATED IN 53 YY 83/348

PAINT ✓ (1) FEATURE WALL - 13 RR 06/179 (PLUM)

PAINT ✓ (2) CHIMNEY BREAST - 70 RR 15/400 (RED)

(3) "MEET & GREET" AREA OF RESTAURANT - 44 YY 87/118

(4) FEATURE WALL, TRUSSES AND BOARDED CEILING - 64 RR 12/436 (RED)

(5) FEATURE WALL - 41 RB 30/290 (PURPLE)

(6) FEATURE WALL - 90 YY 57/543 (GREEN)

(7) FEATURE WALL - 52 YR 37/501 (ORANGE)

(8) FEATURE WALL - 79 RR 12/516 (RED)

TOILETS

TOILETS TO HAVE WALL TILING UP TO 1200mm AND RECEIVE DECORATION ABOVE, AS FOLLOWS:

GENTS - 30 BB 33/235 (BLUE) ABOVE CAESARS CERAMICS SERIES BEVEL 200x100mm - BEVELLED IVORY

LADIES AND DISABLED - 02 RB 53/171 (PURPLE) ABOVE CAESARS CERAMICS SERIES BEVEL 200x100mm - BEVELLED BIANCO
VANITY TOP TO LADIES - ABET LAMINATI 983 LUCIDA

REVISION A. 25/09/2001.
TOILET TILING SPECIFICATIONS AMENDED.

REVISION B. 18/02/2002.
AMENDED TO SUIT PLAN CHANGES AND FURNITURE LAYOUT REVISED.



nathan

CLIENT
OUT & OUT
WHITBREAD

JOB
THE HORSE & GROOM
HARE HATCH

DRAWING TITLE
FURNITURE & DECORATION

SCALE
1:50

DRAWN BY
PRW

JOB NO
2007

DATE
JULY 2001

DRAWING NO.
04 B

VAT REG NO 749 035 035
THE GLASS HAUS, THE COMMON, HILL FURZE HILL & MOOR,
NR PERSHORE WORCS WR10 2NA
T. (44) 01386 861880 F. (44) 01386 861881
E. INFO@NATHAN.UK.COM

This drawing is the property of Nathan UK Design Consultants and it may only be copied with their consent in writing otherwise the person responsible could be guilty of breaking copyright acts. The contractor is to check on site dimensions and every relevant work starts. This drawing must be read with and checked against all structural and otherwise specialist drawings, specifications and bills of quantities. Notify architects/engineers of any discrepancies. The contractor must comply with all current British Standards and Building Regulations whether or not specifically stated on these drawings.

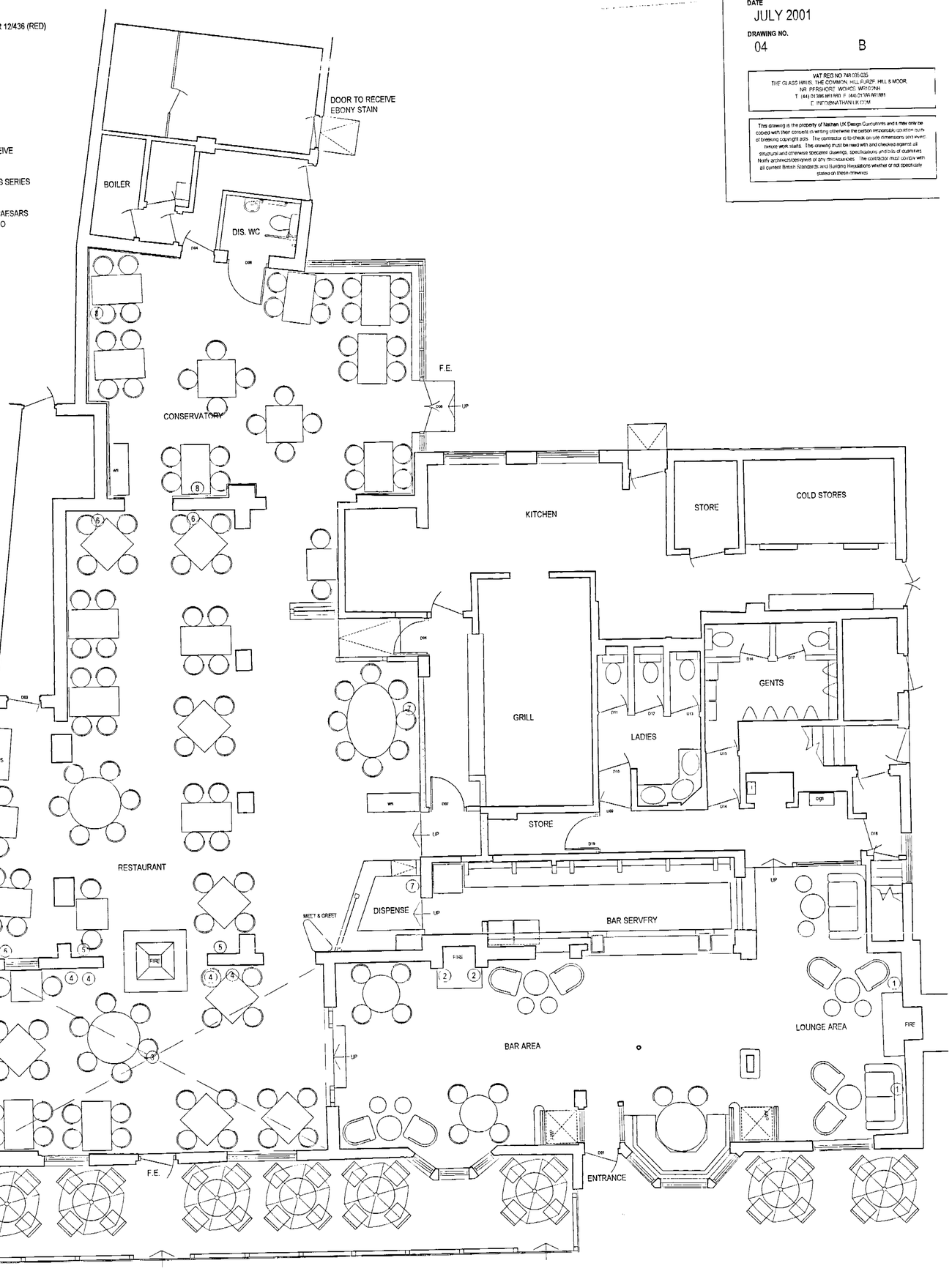

NOTE

ALL FITTINGS INDICATED TO BE SUPPLIED BY EQUALUX AND FITTED BY ELECTRICAL CONTRACTOR.

ALL BACK OF HOUSE AREAS TO RETAIN EXISTING LIGHT FITTINGS. ELECTRICAL CONTRACTOR TO EVALUATE EXISTING FITTINGS AND INCLUDE FOR FLUORESCENT FITTINGS WHERE REPLACEMENT IS NECESSARY, SUBJECT TO APPROVAL.

ELECTRICAL CONTRACTOR TO ENSURE LOCALISED SWITCHING TO OPERATORS REQUIREMENTS AND INSTALLATION MEETS ALL STATUTORY AUTHORITY REQUIREMENTS.

EXISTING POWER POINTS TO BE RETAINED AND NEW INSTALLED AS INDICATED.

POWER POINTS POSITIONS TO BE CHECKED TO ALLOW FOR TABLE AND FLOOR LAMPS, DESIGNER TO ADVISE.

ELECTRICAL CONTRACTOR TO ENSURE ALL NEW FITTINGS INSTALLED DO NOT COMPROMISE THE FIRE RESISTANCE OF ANY WALLS OR CEILINGS.

REVISION A 28/11/2001.
LIGHTING AMENDED TO SUIT LAYOUT CHANGES.

LIGHTING LEGEND

A	CONE UP/DOWN LIGHT
B	CONE PENDANT
C	CHROME UP/DOWN LIGHT WITH PERFORATED FACE
D	BRUSHED STEEL CANDLE LIGHTS
E	CHROME UP/DOWN LIGHT WITH ACETATE FACE
F	ELISA AP 6
G	LANCIA
H	DOUBLE PICTURE LIGHT
J	ARGO
K	ELLIS
L	WAVE
M	ELECTRA
N	SINGLE PICTURE LIGHT
P	CHRISTOPHER WRAY SINGLE
Q	CHRISTOPHER WRAY DOUBLE
R	CHRISTOPHER WRAY PENDANT

LIGHTING LEGEND

- EXTERNAL WALL LIGHT
- DIRECTIONAL UV DOWNLIGHT
- RECESSED CHROME UV DOWNLIGHT
- SURFACE MOUNTED UV SPOTLIGHT
- EXTERNAL POST LIGHT
- CEILING PENDANT
- WALL LIGHT
- PICTURE LIGHT AT HIGH LEVEL (POSITION TO BE AGREED WITH DESIGNER)
- EMERGENCY LIGHT IN CHROME FINISH
- ILLUMINATED EXIT SIGN IN CHROME FINISH
- 13 AMP SOCKET OUTLET
- BT POINT
- RECESSED UPLIGHT TO EXTERNAL DECKING



nathan

CLIENT
OUT & OUT
WHITBREAD

JOB
THE HORSE & GROOM
HARE HATCH

DRAWING TITLE
ELECTRICAL LAYOUT

SCALE
1:50

DRAWN BY
PRW

JOB NO
2007

DATE
JULY 2001

DRAWING NO.
05 A

VAT REG NO 748 035 035
THE GLASS HAUS, THE COMMON, HILL FURZE, HILL & MOOR
NR. PITTSHANGER, WITNEY, WR29 6NB
T. (44) 01367 851800 F. (44) 01367 851801
E. INFO@NATHAN.UK.COM

This drawing is the property of Nathan UK Design Consultants and is not to be copied without their consent in writing. Otherwise the person committing the breach will be liable to prosecution under the terms of relevant copyright acts. The contractor is to check on site all dimensions and report any discrepancies between work stages. This drawing must be read with and checked against all relevant structural and mechanical and electrical drawings, specifications and bills of quantities etc. Notify architect immediately of any discrepancies. The contractor must comply with all current British Standards and Building Regulations whether or not specifically stated on these drawings.

- WHAT ARE EXISTING CEILINGS?
  LATH + PLASTER
- PLASTERBOARD ETC.
- EXTERNAL ~~ELECTRIC~~ SIGNS - LIGHT

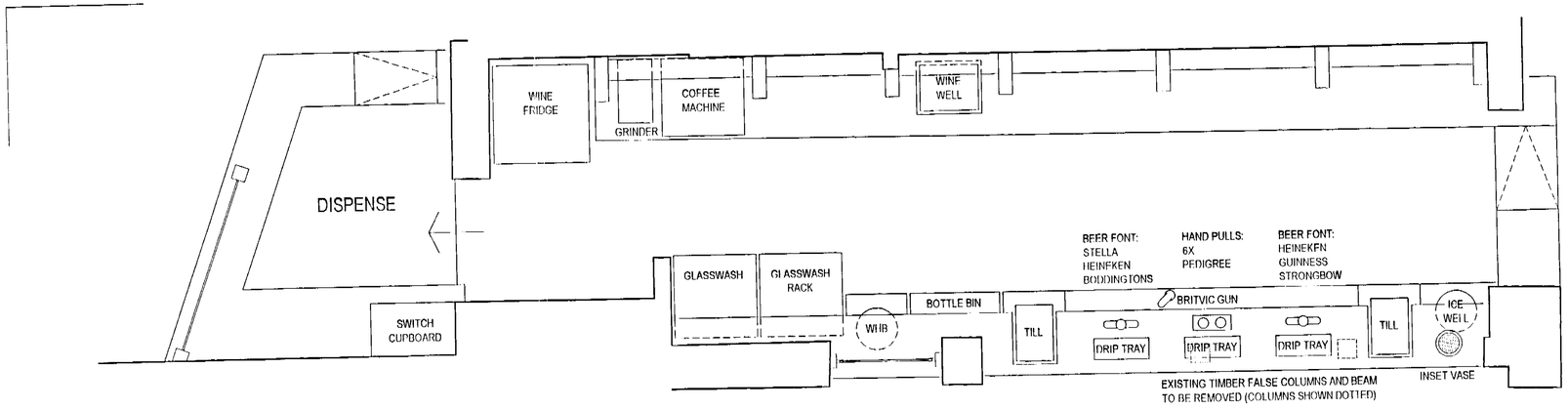



NEW 10mm TOUGHENED GLASS SCREEN, OBSCURED WITH CLEAR LOGO, AS INDICATED. SUPPORTED BY 100x100mm SOLID ASH POSTS AND FOUR No. CHROME PANEL CLIPS BY T. SAVEKER LTD (TEL: 0121 331 1903) REF: D614, OR SIMILAR APPROVED.

NEW 35mm THICK SOLID ASH BAR TOP WITH TWO No. COATS OF BAR TOP CLEAR LACQUER.

EXISTING BAR FACE TO BE PAINTED CREAM AND RECEIVE BAR TOP CLEAR LACQUER FINISH.

175mm ASH SKIRTING IN CLEAR LACQUER FINISH.

DISPENSE ELEVATION

SCREEN, AS DESCRIBED TO DISPENSE BAR, EXCEPT FIXINGS DIRECTLY TO ADJACENT STRUCTURE. IE. NO ASH POSTS.



BAR ELEVATION

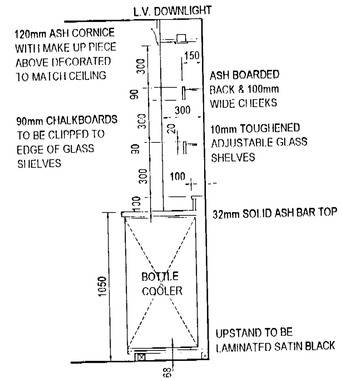

BACK BAR SECTION

MOSAIC TILES BY ARCHITECTURAL CERAMICS, REF: HARMONIE AG-23 PIVOINE

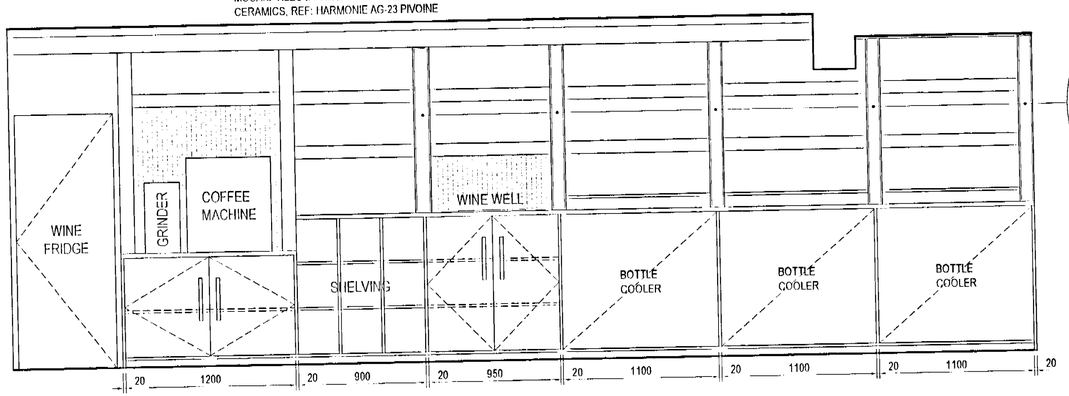

BACK BAR ELEVATION

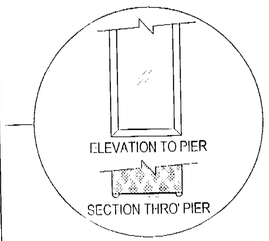

FACES OF FIVE No. UPRIGHTS INDICATED TO HAVE SINGLE PANE MIRROR WITH 10mm ASH LIPPING

90x15mm MDF BACK WITH 10mm ASH LIPPING TO TOP AND BOTTOM EDGES AND CHALKBOARD BETWEEN TO ENTIRE LENGTH





SHELF FASCIA

35mm SOLID ASH BAR TOP

50mm DEEP ASH TRIM

100mm ASH TG&V VERTICAL BOARDS

S/W FRAME TO RECEIVE CREAM PAINT FINISH AND HAVE CHAMFERED EDGES TO PANELS

175mm ASH SKIRTING

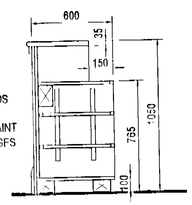

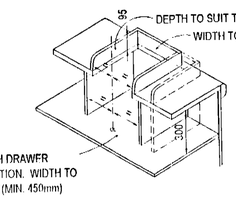

DOTTED LINES INDICATE WIDER CUT OUT FOR TILL, CASH DRAWER AND PRINTER. CUT OUT TO BE 150mm WIDER. LEFT SIDE CHEEK RELOCATES FLUSH WITH TILL CUT OUT. TILL SPECIFICATION TO BE ADVISED BY WHITBREAD PRIOR TO FABRICATION OF BAR TENDER.

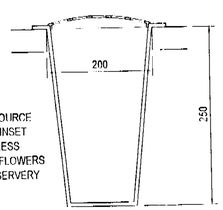

MAIN CONTRACTOR TO SOURCE AND SUPPLY/FABRICATE INSET STEEL VASE WITH STAINLESS STEEL LIPPING TO HOLD FLOWERS (IN WATER) WITHIN BAR SERVERY COUNTER

JOINERY SPECIFICATION

UNLESS OTHERWISE SPECIFIED ALL JOINERY ITEMS ARE TO BE CONSTRUCTED FROM PAR TIMBER OF THE TYPE SPECIFIED IN THE TENDER DOCUMENTS. THIS TIMBER IS NOTED ON THE DRAWINGS AND IS TO BE MOULDED AND CUT TO THE PROFILES INDICATED. ALL TIMBER IS TO BE WELL SELECTED FOR CLEAR FINISHING COMPLYING WITH BS 1186 PART 2.

THE CONTRACTOR IS TO ALLOW FOR THE INSTALLATION OF ALL FIXTURES AND FITTINGS TO BE INCORPORATED INTO THE BAR COUNTER AND BACKFITTINGS AND ANY CUTTING OF HOLES AND FIXING THAT MAY BE REQUIRED. THE CONTRACTOR IS TO SET OUT THE WORKS PRIOR TO MANUFACTURE COMMENCING, TO THE DIMENSIONS INDICATED AND REPORT ANY DISCREPANCIES TO THE DESIGNER.

PRIOR TO THE CONSTRUCTION WORK COMMENCING THE CONTRACTOR IS TO OBTAIN DETAILS, SPECIFICATION AND ACCURATE DIMENSIONS OF ALL EQUIPMENT AND FITTINGS TO BE INCORPORATED INTO THE COUNTERS AND BACKFITTINGS TO ENSURE CORRECT FIT. IT IS ESSENTIAL THAT SUFFICIENT CLEAR OPENINGS ARE PROVIDED TO ALLOW REMOVAL OF EQUIPMENT FOR MAINTENANCE.

THE CONTRACTOR IS TO SUPPLY AND FIX ALL NECESSARY IRONMONGERY, TO BE STAINLESS STEEL FINISH, TO THE APPROVAL OF THE DESIGNER.

THE CONTRACTOR IS TO ALLOW FOR THE APPLICATION OF ALL FINISHES TO THE JOINERY ITEMS DETAILED. GENERALLY OF TWO COATS OF STAIN WITH BAR TOP LACQUER FINISH TO ALL COUNTER TOPS AND ONE STAIN COAT WITH BAR TOP LACQUER FINISH TO ALL ASH JOINERY ITEMS. THE CONTRACTOR IS TO PROVIDE SAMPLES FOR APPROVAL BY THE DESIGNER PRIOR TO APPLICATION OF FINISHES COMMENCING.

COUNTER AND BACKFITTING TO REAR AND LOW LEVEL CARCASSING IS TO BE CONSTRUCTED GENERALLY FROM 18mm THICK PLY FACED ON ALL SIDES WITH SATIN BLACK LAMINATE. HARDWOOD LIPPING OF APPROVED TYPE IS TO BE APPLIED TO ALL EXPOSED EDGES WITH FINISH OF APPROVED TYPE. CARCASSING GENERALLY IS TO BE SUPPORTED ON 38x38mm SOFTWOOD FRAMING.

THE CONTRACTOR IS TO ALLOW FOR CUTTING ANY NECESSARY HOLES FOR BEER PIPES ETC. IN ADDITION TO THOSE INDICATED. THE CONTRACTOR IS ALSO TO ALLOW FOR TWO No. 150mm SQUARE APERTURES TO BE CUT THROUGH ALL VERTICAL BAR COUNTER SUPPORTS AT TOP AND BASE FOR PYTHONS.

nathan

CLIENT
OUT & OUT WHITBREAD

JOB
THE HORSE & GROOM
HARE HATCH

DRAWING TITLE
BAR DETAILS

SCALE
1:20

DRAWN BY
PRW

JOB NO
2007

DATE
JULY 2001

DRAWING NO.
06

VAT REG NO 746 095 035
THE GLASS HAUS, THE COMMON, HILL FURZE, HILL & MOOR,
NR. PERSHORE, WORCS. WR10 2NR
T: (44) 01386 861860 F: (44) 01386 861881
E: INFO@NATHAN.UK.COM

This drawing is the property of Nathan UK Design Consultants and it may only be copied with their consent in writing otherwise the person responsible could be guilty of breaking copyright acts. The contractor is to check on site dimensions and levels before work starts. This drawing must be read with and checked against all structural and other

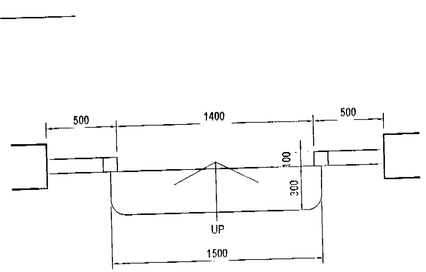

PLAN OF STEPS TO RESTAURANT

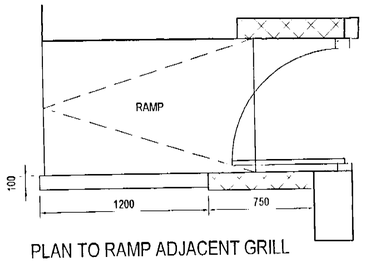

PLAN TO RAMP ADJACENT GRILL

TROUGH TO BE FORMED APPROX. 100mm DEEP AND HAVE 2 No. UPLIGHTS POSITIONED AS INDICATED TO ILLUMINATE SCREEN. LARGE SMOOTH STONES TO FILL TROUGH AROUND UPLIGHTS IN VARIOUS SIZES BETWEEN 75mm - 175mm DIA. APPROX.

100x100mm SOLID ASH TRIM AROUND TOP OF TROUGH

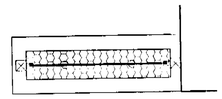

PLAN TO SCREEN ADJACENT F.E.

JOINERY SPECIFICATION.

UNLESS OTHERWISE SPECIFIED ALL JOINERY ITEMS ARE TO BE CONSTRUCTED FROM PAR TIMBER OF THE TYPE SPECIFIED IN THE TENDER DOCUMENTS. THIS TIMBER IS NOTED ON THE DRAWINGS AND IS TO BE MOULDED AND CUT TO THE PROFILES INDICATED. ALL TIMBER IS TO BE WELL SELECTED FOR CLEAR FINISHING COMPLYING WITH BS 1186 PART 2.

THE CONTRACTOR IS TO ALLOW FOR THE APPLICATION OF ALL FINISHES TO THE JOINERY ITEMS DETAILED. GENERALLY OF ONE COAT OF STAIN WITH CLEAR LACQUER FINISH TO ALL JOINERY ITEMS. THE CONTRACTOR IS TO PROVIDE SAMPLES FOR APPROVAL BY THE DESIGNER PRIOR TO APPLICATION OF FINISHES COMMENCING.

THE CONTRACTOR IS TO PERFORM FULL SITE MEASURE TO ALL LOCATIONS DETAILED AND ADVISE DESIGNER OF ANY DISCREPANCIES PRIOR TO MANUFACTURE OF ANY OF THESE JOINERY ITEMS.

100x100mm SOLID ASH POST WITH 100mm WIDE x 75mm HIGH SOLID ASH HANDRAIL AND BOTTOM RAIL BOTH TO RECEIVE CLEAR LACQUER FINISH. INFILLS TO BE 'WAVEY' WROUGHT IRON VERTICALS AT NO MORE THAN 100mm CENTRES.



ELEVATION — SERVICE ENTRY ONLY

100x100mm SOLID ASH POST WITH 100mm WIDE x 75mm HIGH SOLID ASH HANDRAIL AND BOTTOM RAIL BOTH TO RECEIVE CLEAR LACQUER FINISH. INFILLS TO BE 'WAVE-Y' WROUGHT IRON VERTICALS AT NO MORE THAN 100mm CENTRES.

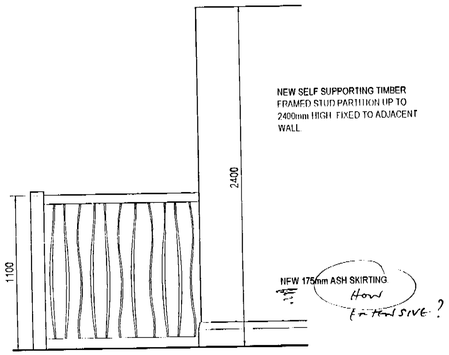

ELEVATION

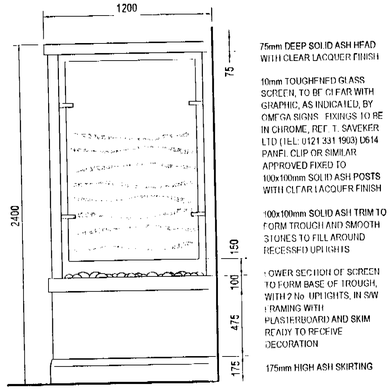

75mm DEEP SOLID ASH HEAD WITH CLEAR LACQUER FINISH

10mm TOUGHENED GLASS SCREEN, TO BE CLEAR WITH GRAPHIC, AS INDICATED, BY OMEGA SIGNS. FIXINGS TO BE IN CHROME, REF. T. SAVEKER LTD (TEL: 0121 331 1903) D614 PANEL CLIP OR SIMILAR APPROVED FIXED TO 100x100mm SOLID ASH POSTS WITH CLEAR LACQUER FINISH

100x100mm SOLID ASH TRIM TO FORM TROUGH AND SMOOTH STONES TO FILL AROUND RECESSED UPLIGHTS

LOWER SECTION OF SCREEN TO FORM BASE OF TROUGH, WITH 2 No. UPLIGHTS, IN S/W FRAMING WITH PLASTERBOARD AND SKIM READY TO RECEIVE DECORATION

175mm HIGH ASH SKIRTING

SCREEN ADJACENT F.E.

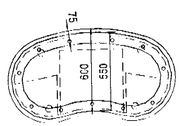

MEET & GREET UNIT PLAN

10mm TOUGHENED SAND BLASTED GLASS TOP WITH BEVELLED EDGES

ON
25mm DIA. CHROME LEGS (MAIN CONTRACTOR TO OFFER SAMPLE OF LEGS AND FIXING DETAIL FOR APPROVAL)

ON
32mm SOLID ASH TOP WITH CLEAR LAQUER FINISH AND RECESSED UPLIGHTS TO GIVE ILLUMINATED 'WASH' TO GLAZED TOP

ON
TIMBER FRAMED 'KIDNEY SHAPED' UNIT WITH 100mm DEEP PLY TRIM TO U/S OF TOP WITH BRUSHED S/S LAMINATE FINISH
OVER
ASH LAMINATED PLY WITH OPEN SHELVES AND CUPBOARD WITH SHELF, AS INDICATED (CUPBOARD DOORS TO HAVE S/S D HANDLES)
OVER
100mm DEEP PLY TRIM WITH BRUSHED S/S LAMINATE FINISH
SUPPORTED ON
S/S FEET (MAIN CONTRACTOR TO OFFER SAMPLE OF LEGS AND FIXING DETAIL FOR APPROVAL)

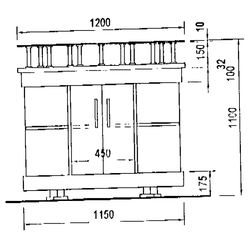

MEET & GREET UNIT ELEVATION

TIMBER STUD PARTITION TO LEFT SIDE AND HIGH LEVEL AT SCREENS, WITH SMOOTH PLASTERBOARD FINISH READY TO RECEIVE DECORATION. 10mm TOUGHENED GLASS FIXED WITH APPLIED GRAPHIC, AS INDICATED, BY OMEGA SIGNS. SOLID ASH FRAMING TO RECEIVE CLEAR LACQUER FINISH. FOR DOOR DETAILS SEE DRAWING 2007/10

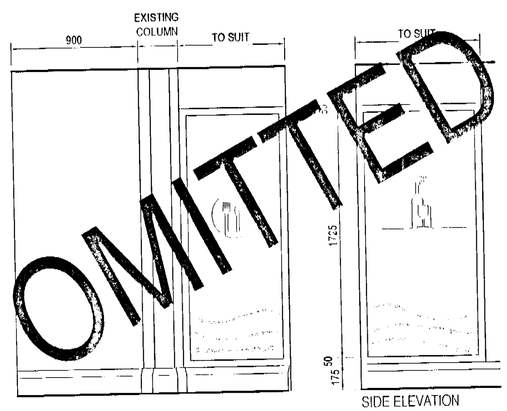

ELEVATIONS FROM LOBBY

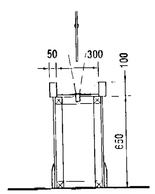

GLASS SCREEN

SOLID AS TRIM TO FORM TROUGH HOLDING STONES

UPLIGHT TO ILLUMINATE SCREEN

15mm PLY BASE TO TROUGH ON S/W FRAMING

PLASTERBOARD & SKIM FINISH TO ROXING TO RECEIVE PAINT FINISH TO MATCH ADJACENT WALLS

ASH SKIRTING

SECTION TO SCREEN TROUGH

U.C.A.R.2002• 6156

REVISION A 18/02/2002.
AMENDED TO CLIENT REQUIREMENTS AND LOBBY ALTERATIONS OMITTED.

nathan

CLIENT
OUT & OUT
WHITBREAD

JOB
THE HORSE & GROOM
HARE HATCH

DRAWING TITLE
JOINERY DETAILS

SCALE
1:20

DRAWN BY
PRW

JOB NO
2007

DATE
AUGUST 2001

DRAWING NO.
07 A

VAT REG NO 748 035 035
THE GLASS HAUS, THE COMMON, HILL FURZE, HILL & MOOR,
NR. PERSHORE, WORCS, WR10 2NR
T: (44) 01386 861800 F: (44) 01386 861881
E: INFO@NATHAN.UK.COM

This drawing is the property of Nathan UK Design Consultants and it may only be copied with their consent in writing otherwise the person responsible could be guilty of breaking copyright acts. The contractor is to check on site dimensions and levels before work starts. This drawing must be read with and checked against all other relevant drawings, specifications, schedules and documents issued by the architect.



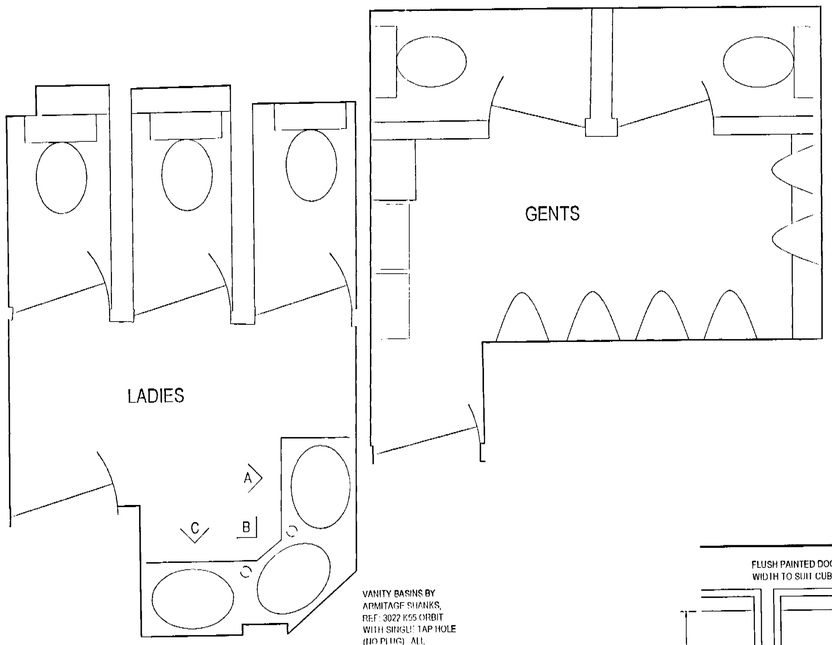

VANITY BASINS BY ARMITAGE SHANKS, REF: 3022 K55 ORBIT WITH SINGLE TAP HOLE (NO PLUG). ALL EXPOSED PIPES TO BE PAINTED OUT TO MATCH WALL FINISH

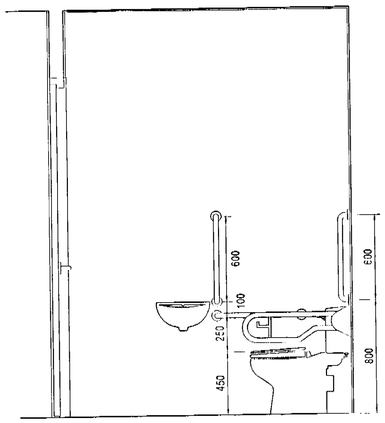

SIDE ELEVATION

NOTES.

SANITARYWARE TO BE TWYFORDS DOC. M PACK.

WALLS AND CEILING TO RECEIVE EMULSION PAINT FINISH, REF:

FOR FLOOR FINISHES SEE SEPARATE DRAWING.

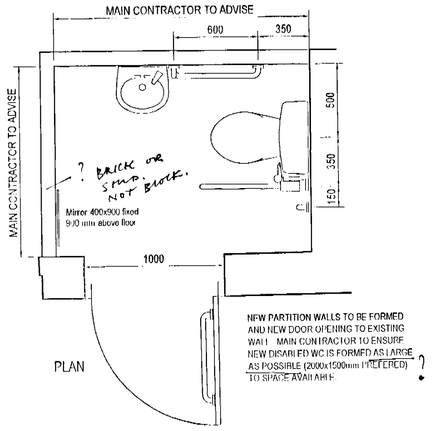

NEW PARTITION WALLS TO BE FORMED AND NEW DOOR OPENING TO EXISTING WALL. MAIN CONTRACTOR TO ENSURE NEW DISABLED WC IS FORMED AS LARGE AS POSSIBLE (2000x1500mm PREFERED) TO SPACE AVAILABLE. ?

PLAN

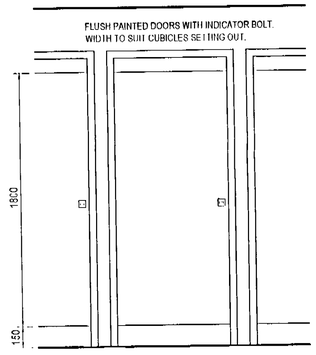

CUBICLE DOOR ELEVATION

NOTES.

FOR FINISHES SPECIFICATIONS SEE SEPARATE DRAWING.

WALL TILING TO BE APPLIED TO THE FULL EXTENT OF THE TOILETS TO THE HEIGHT INDICATED.

THIS DRAWING INDICATES STANDARDS IN RESPECT OF SPECIFICATIONS FOR TOILETS AND SETTING OUT SUBJECT TO SPECIFIC SITE CONSTRAINTS.

SANITARYWARE SPECIFICATION.

TWYFORDS ADVENT WHITE C/C CISTERN BS & O
TWYFORDS ADVENT WHITE C/C WC PAN
C.P. HINGES
TWYFORDS CLIFTON WHITE URINAL BOWL
PR TWYFORDS HANGER BRACKETS TO SUIT 11/2 URINAL WASTES
TWYFORDS 9 LIR WHITE VC AUTO CISTERN
SET EXPOSED URINAL PIPEWORK TO SUIT RANGE A/S INDICATED
S.S.P.4.1 C.P. TOP INLET SPREADERS
11/2"x3" SEAL C.P. BOTTLE TRAPS CI2001
TWYFORDS DOC. M DISABLED PACK
HANS GROHE METRIS MIXER TAPS COMPLETE WITH POP UP WASTES
TWYFORDS GALLERY PEDESTALS & BASINS
ARMITAGE SHANKS S/S INSET BASINS WITH SINGLE TAP HOLE, REF: 3022 K55 ORBIT

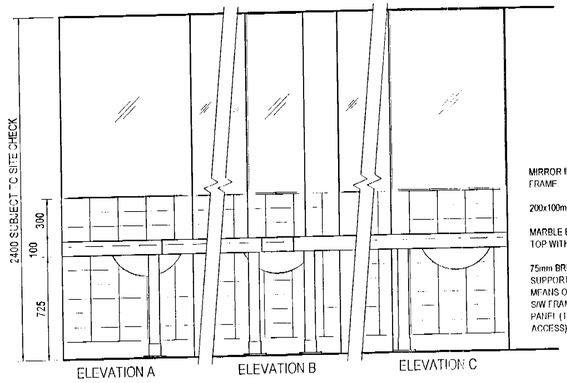

MIRROR IN 94x32mm SOLID ASH FRAME

200x100mm CERAMIC WALL TILES.

MARBLE EFFECT LAMINATE VANITY TOP WITH 100mm SOLID ASH PELMET.

75mm BRUSHED STAINLESS STEEL SUPPORT LEGS FIXED TO FLOOR BY MEANS OF SPIGOTS. ALTERNATIVELY, S/W FRAME WITH LAMINATE BOARD PANEL (TO BE REMOVABLE FOR ACCESS).

ELEVATION TO VANITY UNIT

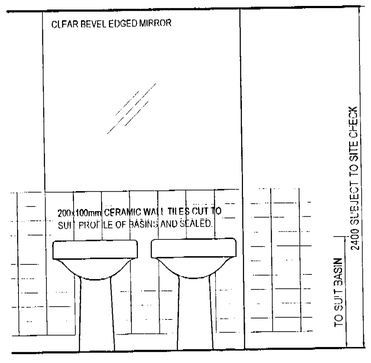

TWYFORDS GALLERY PEDESTALS AND BASINS. ALL EXPOSED PIPES TO BE PAINTED OUT TO MATCH WALL FINISH

MALE VANITY DETAILS

08.APR.2002* 6156

REVISION A. 18/02/2002
DISABLED WC DETAIL AMENDED.

nathan

CLIENT
OUT & OUT
WHITBREAD

JOB
THE HORSE & GROOM
HARE HATCH

DRAWING TITLE
TOILET DETAILS

SCALE
1:20

DRAWN BY
PRW

JOB NO
2007

DATE
AUGUST 2001

DRAWING NO.
08 A

VAT REG NO 748 035 035
THE GLASS HAUS, TILE COMMON, HILL FLOOR HILL & MOOR,
NR. PERSHORE, WORCS, WR10 2NB
T: (44) 01386 861880 F: (44) 01386 861881
E: INFO@NATHAN-UK.COM

This drawing is the property of Nathan UK Design Consultants and it may only be copied with their consent in writing otherwise the person responsible could be guilty of breaking copyright acts. The contractor is to check on site dimensions and levels before work starts. This drawing must be read with and checked against all

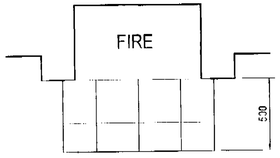

PLAN OF LOUNGE FIREPLACE

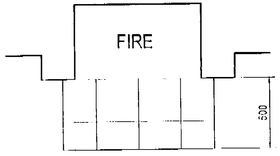

PLAN OF BAR FIREPLACE

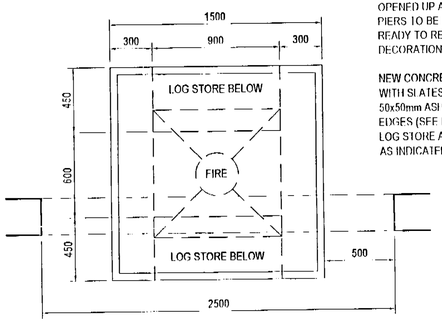

REAR OF FIREPLACE TO BE OPENED UP AND EXISTING PIERS TO BE MADE GOOD READY TO RECEIVE DECORATION

NEW CONCRETE HEARTH WITH SLATES LAID, 50x50mm ASH TRIM TO EDGES (SEE DETAIL) AND LOG STORE AT LOW LEVEL, AS INDICATED

PLAN OF RESTAURANT FIREPLACE

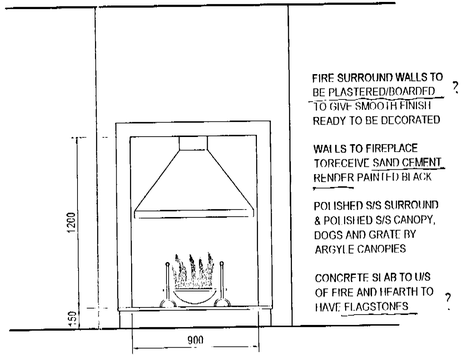

FIRE SURROUND WALLS TO BE PLASTERED/BOARDED TO GIVE SMOOTH FINISH READY TO BE DECORATED ?

WALLS TO FIREPLACE TO RECEIVE SAND CEMENT RENDER PAINTED BLACK

POLISHED S/S SURROUND & POLISHED S/S CANOPY, DOGS AND GRATE BY ARGYLE CANOPIES

CONCRETE SLAB TO U/S OF FIRE AND HEARTH TO HAVE FLAGSTONES ?

ELEVATION OF BAR & LOUNGE FIREPLACES

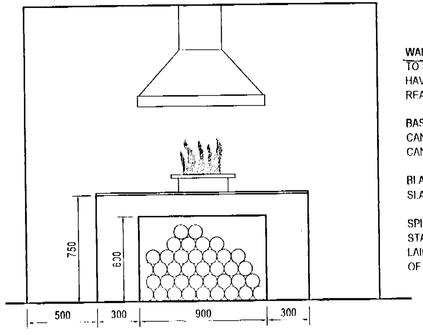

WALL TO BE OPENED UP TO SIZES INDICATED AND HAVE SMOOTH PLASTER READY TO FINISH

NO THANK YOU.

BASKET AND POLISHED S/S CANOPY BY ARGYLE CANOPIES

BLACK AND TAN KEYSTONE SLATE TO HEARTH

SPLIT LOGS TO BE STACKED ONTO SLATE LAID TO FLOOR TO EXTENT OF LOG STORE

ELEVATION OF RESTAURANT FIREPLACE

nathan

CLIENT
OUT & OUT
WHITBREAD

JOB
THE HORSE & GROOM
HARE HATCH

DRAWING TITLE
FIREPLACE DETAILS

SCALE
1:20

DRAWN BY
PRW

JOB NO
2007

DATE
AUGUST 2001

DRAWING NO.
09

VAT REG NO 749 035 695
THE GLASS HAUS, THE CLAMICAL HILL FORGE, HILL & MOOR,
NR PERSHORE, WORCS, WR10 2NB
T: (44) (0) 1386 861 552 F: (44) (0) 1386 861 553
E: INFO@NATHAN.UK.COM

This drawing is the property of Nathan. HK Design Consultants and it may only be copied with their consent in writing or in such a fashion as to indicate their consent. It is not to be scaled from. Any discrepancies are to be brought to the attention of the Architect before work starts. This drawing is to be read with and checked against all structural and other specialist drawings, specifications and bills of quantities. The Copyright of any [illegible] remains with [illegible]

PLANNING
20 FEB 2002

UCA/2232/ 6156

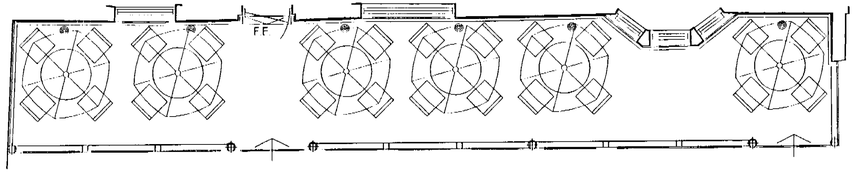

PLAN

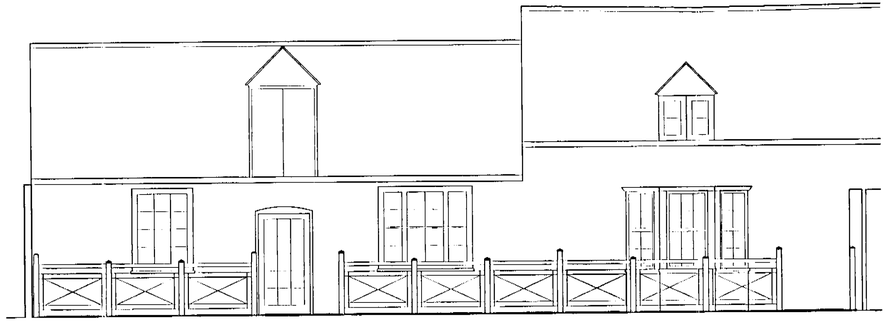

ELEVATION

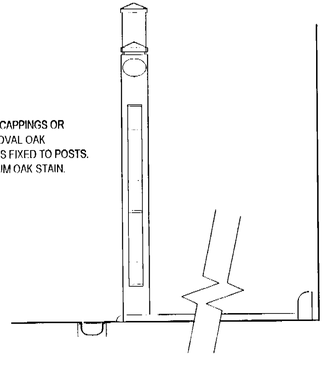

94x94mm SOLID OAK POSTS WITH DECORATIVE CAPPINGS OR INTEGRAL LIGHTING (SEE PLAN) WITH 63x94mm OVAL OAK HANDRAIL AND 50x6mm MILD STEEL FLAT INFILLS FIXED TO POSTS. ALL TIMBER TO HAVE EXTERIOR QUALITY MEDIUM OAK STAIN.

OAK TG&V BOARDING TO FORM DECK WITH 200 GUAGE POLYTHENE BENEATH. EDGING TO BUILDING TO BE 50x100mm OAK 'KERB' WITH CHAMFERED TOP SET 25mm FROM FACE OF EXTERNAL WALL AND BE FIXED INTO SURFACE BELOW. DECK TO BE LAID TO FALL TOWARDS FRONT EDGE TO DISCHARGE INTO NEW CAR PARK DRAINAGE, AS INDICATED.

IMPACT ON L.B UNACCEPTABLE.

CLIENT
OUT & OUT
WHITBREAD

JOB
THE HORSE & GROOM
HARE HATCH

DRAWING TITLE
EXTERNAL DECKING

SCALE
1:50

DRAWN BY
PRW

JOB NO
2007

DATE
FEBRUARY 2002

DRAWING NO.
12

VAT REG 723 748 036 036
THE GLASS HAUS, THE CLEMENT HILL TURZE, HILL & MOOR,
NR PERSHORE, WORCS WR10 2HR
T: (44) 01386 861 [illegible] F: (44) 01386 861551
E: INFO@[illegible]

This drawing is the property of Nathan Mc Design Consultants and it may only be copied with their consent in writing [illegible] the person to whom it is sold by grity of breaking copyright [illegible] This drawing is not to be used with and [illegible] of structural and [illegible] specifications and bills of quantities [illegible]

6156

20 FEB 2002

DEMOLITION WORKS

Check Structure (1) REMOVE INNER LOBBY DOOR AND FIT NEW OVER DOOR HEAT CURTAIN

Check (2) REMOVE SCREEN AND RAISED LEVEL

Check Structure (3) REMOVE BAR WASH UP AREA TO OPEN UP BAR AREA & TOILET ACCESS, REMOVE OVERBAR AND MAKE GOOD

How (4) REMOVE STEP AND SCREEN BETWEEN BAR AND RESTAURANT AND FIT NEW TO CENTRE OF OPENING

Check (5) REMOVE INTERNAL SCREENS AND MAKE GOOD

No (6) DEMOLISH FIREPLACE AND ADJACENT SECTIONS OF WALL TO OPEN UP FOR NEW FEATURE FIRE
UNLESS NOT ORIGINAL FIREPLACE.

But ✓ Check (7) REMOVE TIMBER RAISED FLOOR, STEPS AND BALUSTRADE AND MAKE GOOD

But ✓ Check (8) REMOVE INTERNAL DOORS AND SCREEN TO CONSERVATORY AND MAKE GOOD

(9) REMOVE INTERNAL PARTITIONS TO STAFF AREA AND FORM DOOR OPENING FOR NEW DISABLED WC DOB ?

Details Req (10) REMOVE GLAZED DOORS TO CONSERVATORY, FORM PLINTH AND FIT NEW WINDOWS TO MATCH EXISTING

Details Req. (11) REMOVE STEP AND ADJACENT TIMBER SCREEN AND FORM NEW RAMP, SCREEN AND BALUSTRADE

Check for walls (12) REMOVE SANITARYWARE, PARTITION AND DOOR AND MAKE GOOD

Location (13) REMOVE FENCING AND REPLACE WITH NEW FENCE AND POSTS (FREE STANDING)

✓ (14) REMOVE EXISTING FENCING AND MAKE GOOD

✓ (15) REMOVE EXISTING TIMBER HITCHING RAIL

08.AR.2002 6156

nathan

CLIENT
OUT & OUT
WHITBREAD

JOB
THE HORSE & GROOM
HARE HATCH

DRAWING TITLE
DEMOLITIONS LAYOUT

SCALE
1:50

DRAWN BY
PRW

JOB NO
2007

DATE
JULY 2001

DRAWING NO.
13

VAT REG NO 748 035 035
THE GLASS HAUS, THE COMMON, HILL FURZE, HILL & MOOR,
NR. PERSHORE, WORCS. WR10 2NB
T. (44) 01386 861880 F. (44) 01386 861881
E. INFO@NATHAN.UK.COM

This drawing is the property of Nathan UK Design Consultants and it may only be copied with their consent in writing otherwise the person responsible could be guilty of breaking copyright acts. The contractor is to check on site dimensions and levels before work starts. This drawing must be read with and checked against all structural and otherwise specialist drawings, specifications and bills of quantities. Notify architect/designers of any discrepancies. The contractor must comply with all current British Standards and Building Regulations whether or not specifically stated on those drawings.

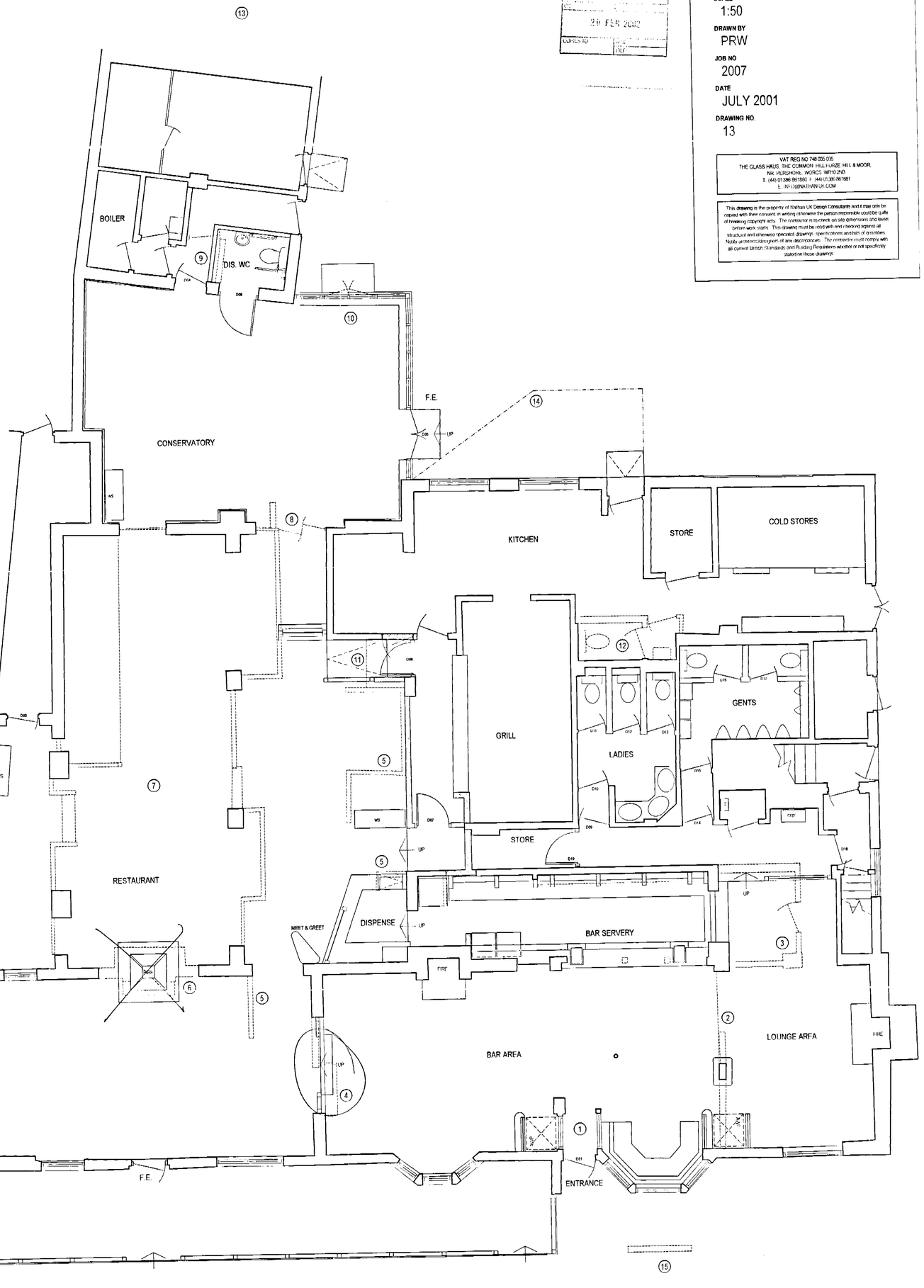

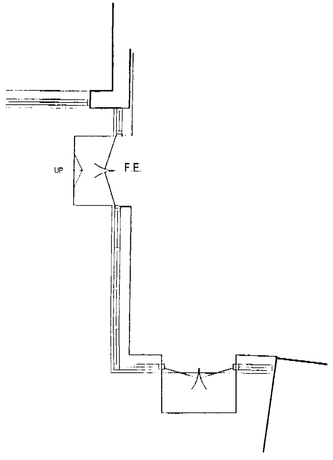

EXISTING PLAN

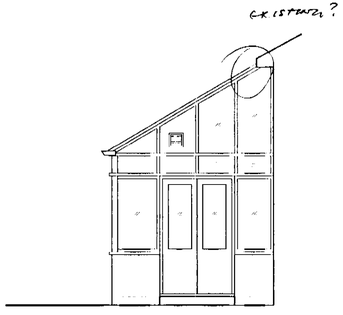

EXISTING ELEVATION

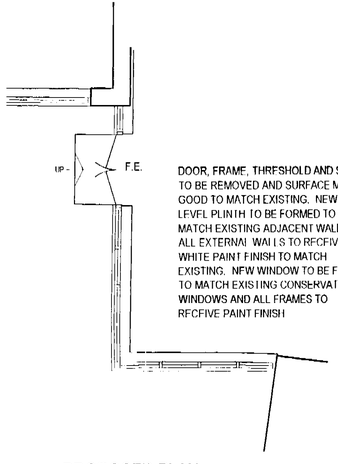

DOOR, FRAME, THRESHOLD AND STEP TO BE REMOVED AND SURFACE MADE GOOD TO MATCH EXISTING. NEW LOW LEVEL PLINTH TO BE FORMED TO MATCH EXISTING ADJACENT WALL AND ALL EXTERNAL WALLS TO RECEIVE WHITE PAINT FINISH TO MATCH EXISTING. NEW WINDOW TO BE FITTED TO MATCH EXISTING CONSERVATORY WINDOWS AND ALL FRAMES TO RECEIVE PAINT FINISH

PROPOSED PLAN

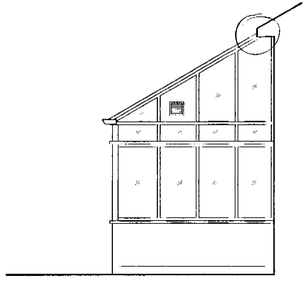

EXISTING CONSERVATORY TO BE MADE GOOD WHERE NECESSARY AND RECEIVE DECORATION

PROPOSED ELEVATION



nathan

CLIENT
OUT & OUT
WHITBREAD

JOB
THE HORSE & GROOM
HARE HATCH

DRAWING TITLE
CONSERVATORY ALTERATIONS

SCALE
1:50

DRAWN BY
PRW

JOB NO
2007

DATE
FEBRUARY 2002

DRAWING NO.
14

VAT REG NO 746 026 026
THE GLASS HALLS, THE COMMON, HILL FURZE, HILL & MOOR,
NR. PERSHORE, WORCS. WR10 2NH
T: (44) 01386 861 40 F: (44) 01386 861881
E: INFO@NATHAN.UK.COM

This drawing is the property of Nathan UK Design Consultants and it may only be copied with their consent in writing of whose the person responsible could be guilty of breaking copyright acts. The quantities is to check on site dimensions and levels before work starts. This drawing must be read with and checked against all structural and otherwise specialist drawings, specifications and bills of quantities. Notify accurate changes [illegible]

08.APR.2002 6156