APPLICATION NO:
**F/2001/3361**

LOCATION:
**Suttons Bowls Club Chalfont Way, Earley Reading.**

APPLICANT:
**Suttons Bowls Club**

PROPOSAL:
**Proposed erection of lights around bowling green.**

EARLIEST DATE FOR DECISION: **18/03/2001**

**APPLICATION WILL HAVE EXPIRED ON:**
**09/04/2001**

CASE OFFICER: **Martin Durkan**

APPROVED

(MD)

# WOKINGHAM DISTRICT COUNCIL

## TOWN AND COUNTRY PLANNING ACTS

### Notification of Approval of Permission

**Suttons Bowls Club**
**Chalfont Way**
**Lower Earley**
**Reading**
**Berkshire**
**RG6 5HQ**

**Application Number: F/2001/3361**

**Parish:** **EARLEY**

**Location:** **Suttons Bowls Club, Chalfont Way, Earley, Reading.**

**Proposal:** **Proposed erection of lights around bowling green.**

The Wokingham District Council in pursuance of their powers under the above Acts and Regulations hereby **Approve Permission** for carrying out the above development in accordance with the application and the accompanying plans submitted to the Council subject to compliance with the following conditions, the reasons for which are specified hereunder.

**Condition**
1. The lighting hereby permitted shall not be used other than between the hours of 7.30pm and 9.30pm for not more than three days per week (excluding weekends) during the months of May, August and September only.

**Condition**
2. Prior to the installation of the lighting hereby approved, details of how the lighting shall be shielded to prevent light spillage and glare outside the Bowling Green (including preventing lighting being directed upwards) shall be submitted to and approved in writing by the Local Planning Authority. The lighting shall not be installed other than in accordance with the approved details, and shall be permanently maintained to comply with the approved details.

**Condition**
3. The lighting system hereby approved shall only be used for the illumination of Green Bowling games and practice, and shall not be used to illuminate any other activities.

**Reason**
1. To safeguard the amenities of neighbouring properties and the locality.

**Reason**
2. To safeguard the amenities of neighbouring properties and the locality.

**Reason**
3. To safeguard the amenities of neighbouring properties and the locality.

**Informative**
1. You are advised, in compliance with The Town and Country Planning (General Development Procedure) (England) (Amendment) Order 2000, that the following policies and/or proposals in the development plan are relevant to this decision:

Berkshire Structure Plan Policy LD3.
Loddon Area Local Plan Policies LTV1 and LBE2.
Deposit Draft Wokingham District Local Plan Policies WOS2, WOS3 and WOS6.

John Mitchell

John Mitchell
Development Control Manager
Date: 02/05/2001

Notice checked by: _____

**If this notice grants permission to proceed with the proposal the applicant is reminded that it relates to planning permission only and does not constitute approval under any other legislation including Building Regulations.**

| | |
|---|---|
| PLANNING SERVICES | HPT 36984 |
| POL | TLO |
| DC NL | UNF |
| APP | |
| CS | |
| 24 NOV 2000 | |
| COPIES TO: | ACK: |
| | FILE: |

Ms Nicola Lake - Senior Planning Officer
Development Control
Wokingham District Council
P.O. Box 157
Shute End
Wokingham
RG40 1WR

Suttons Bowling Club
Chalfont Way
Lower Earley
Reading
Berkshire
RG6 5HQ

01189 750192

23 November 2000

Dear Ms Lake

**RE: Proposed Lighting of Bowling Green, Chalfont Way, Lower Earley.**

Thank you for your letter dated 15th September 2000 re the above subject. Please find additional information as requested for our proposed scheme for lighting the bowls green in chalfont Way, Lower Earley.

We envisage the main hours use would occur between 19:30hrs to 22:00hrs in the summer months May through to September.

We would like to start installation work in time for the next bowling season which starts May 2001.

If you require further information or details please let us know, if required you are welcome to visit the club. Please address your correspondence to the Secretary of the Suttons Bowling Club.

Yours Sincerely

12 FEB 2001 * 3361

Duncan Christie (office tel No 01256 304248)
Club Member

Our ref: 01410445
Direct dial telephone: 01708-776311
Direct dial facsimile: 01708=776331

Thorn Lighting
3 King George Close
Eastern Avenue West
Romford
Essex RM7 7PP

Telephone 01708 766033
Facsimile 01708 776238

14/11/00

Mr. D. Christie,
30, Beauchief Close,
Lower Earley,
Reading.
RG6 4HY.

THORN

Dear Mr. Christie,

*Suttons Bowling Club*

Following our conversation please find enclosed revised calculations based on your amendments.

Each column is 6 metres in height supporting two OTMH250.4 metal halide floodlights with 250 watt tubular lamps.

I trust this is in accordance with your requirements and please contact our Sales Engineer Mr. Martyn Hartley for costings.

Yours sincerely,

Noel Whiffin

Senior Lighting Engineer

THORN

*SUTTONS BOWLING CLUB*
*READING*

# ILLUMINANCE PLOTS
# HORIZONTAL
# PLAYING AREA

SUTTONS BOWLS CLUB
HORIZONTAL GREEN

Date: 10/11/00
Scheme: 05/S/02011
Ref: 0201100/06

# Horizontal Illuminance on Horz. 1 (Lux)

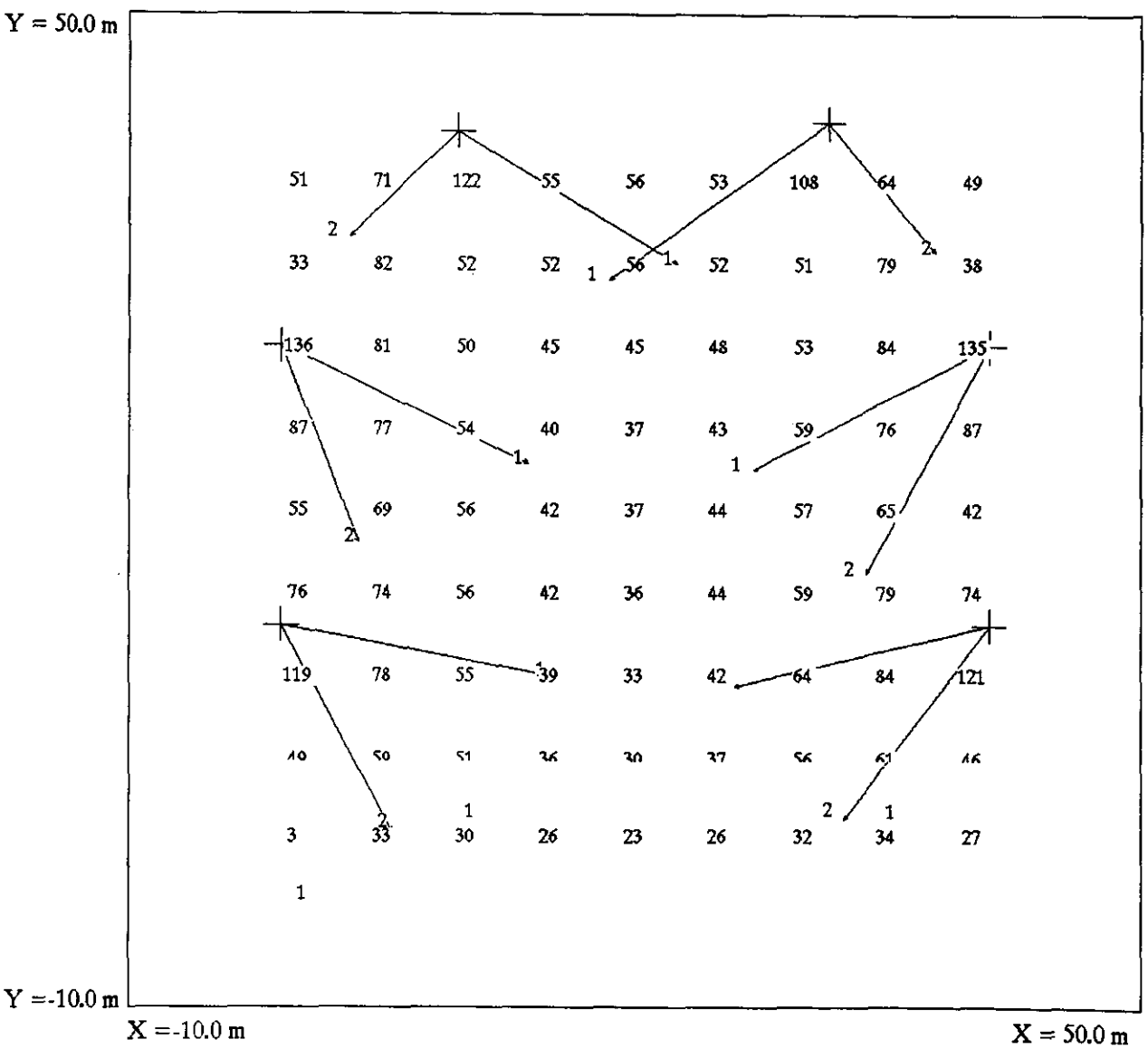

SUTTONS BOWLS CLUB
HORIZONTAL GREEN

Date: 10/11/00
Scheme: 05/S/02011
Ref: 0201100/06

# Horizontal Illuminance on Horz. 1 (Lux)



| | | | | | | | | | |
|---|---|---|---|---|---|---|---|---|---|
| 40 | 51 | 71 | 122 | 55 | 56 | 53 | 108 | 64 | 49 |
| 35 | 33 | 82 | 52 | 52 | 56 | 52 | 51 | 79 | 38 |
| 30 | 136 | 81 | 50 | 45 | 45 | 48 | 53 | 84 | 135 |
| 25 | 87 | 77 | 54 | 40 | 37 | 43 | 59 | 76 | 87 |
| 20 | 55 | 69 | 56 | 42 | 37 | 44 | 57 | 65 | 42 |
| 15 | 76 | 74 | 56 | 42 | 36 | 44 | 59 | 79 | 74 |
| 10 | 119 | 78 | 55 | 39 | 33 | 42 | 64 | 84 | 121 |
| 5 | 49 | 59 | 51 | 36 | 30 | 37 | 56 | 61 | 46 |
| 0 | 31 | 33 | 30 | 26 | 23 | 26 | 32 | 34 | 27 |
| | 0 | 5 | 10 | 15 | 20 | 25 | 30 | 35 | 40 |

Minimum Illuminance: 23 Lux
Maximum Illuminance: 136 Lux
Average Illuminance: 57 Lux

Uniformity (Min/Max): 0.17
Uniformity (Min/Ave): 0.40
Utilisation Factor: 0.42

THORN

*SUTTONS BOWLING GREEN*
*READING*

# ILLUMINANCE PLOTS
# OVERSPILL
# HORIZONTAL

SUTTONS BOWLS CLUB
HORIZONTAL OVERSPILL

Date: 10/11/00
Scheme: 05/S/02011
Ref: 0201100/06

# Horizontal Illuminance on Horz. 1 (Lux)

Y = 70.0 m

| | | | | | | | | | | | | | | | | | |
|---|---|---|---|---|---|---|---|---|---|---|---|---|---|---|---|---|---|
| 0 | 0 | 0 | 0 | 0 | 0 | 0 | 0 | 0 | 0 | 0 | 0 | 0 | 0 | 0 | 0 | 0 | 0 |
| 0 | 0 | 1 | 1 | 1 | 1 | 1 | 1 | 1 | 1 | 1 | 0 | 0 | 0 | 0 | 0 | 0 | 0 |
| 3 | 2 | 2 | 6 | 7 | 7 | 2 | 2 | 3 | 2 | 1 | 1 | 1 | 1 | 0 | 0 | 0 | 0 |
| 14 | 34 | 19 | 35 | 24 | 33 | 46 | 42 | 14 | 6 | 3 | 2 | 1 | 1 | 1 | 0 | 0 | 0 |
| 51 | 71 | 122 | 55 | 56 | 53 | 108 | 64 | 49 | 19 | 7 | 3 | 2 | 1 | 1 | 1 | 0 | 0 |
| 33 | 82 | 52 | 52 | 56 | 52 | 51 | 79 | 38 | 16 | 8 | 4 | 2 | 1 | 1 | 1 | 1 | 0 |
| 136 | 81 | 50 | 45 | 45 | 48 | 53 | 84 | 135 | 11 | 6 | 3 | 2 | 1 | 1 | 1 | 1 | 0 |
| 87 | 77 | 54 | 40 | 37 | 43 | 59 | 76 | 87 | 24 | 5 | 3 | 2 | 1 | 1 | 1 | 1 | 0 |
| 55 | 69 | 56 | 42 | 37 | 44 | 57 | 65 | 42 | 15 | 5 | 2 | 2 | 1 | 1 | 1 | 1 | 0 |
| 76 | 74 | 56 | 42 | 36 | 44 | 59 | 79 | 74 | 12 | 4 | 2 | 1 | 1 | 1 | 1 | 0 | 0 |
| 119 | 78 | 55 | 39 | 33 | 42 | 64 | 84 | 121 | 21 | 4 | 2 | 1 | 1 | 1 | 1 | 0 | 0 |
| 49 | 59 | 51 | 36 | 30 | 37 | 56 | 61 | 46 | 15 | 4 | 2 | 1 | 1 | 1 | 1 | 0 | 0 |
| 31 | 33 | 30 | 26 | 23 | 26 | 32 | 34 | 27 | 9 | 4 | 2 | 1 | 1 | 1 | 0 | 0 | 0 |

Y = -10.0 m

X = -10.0 m

X = 100.0 m

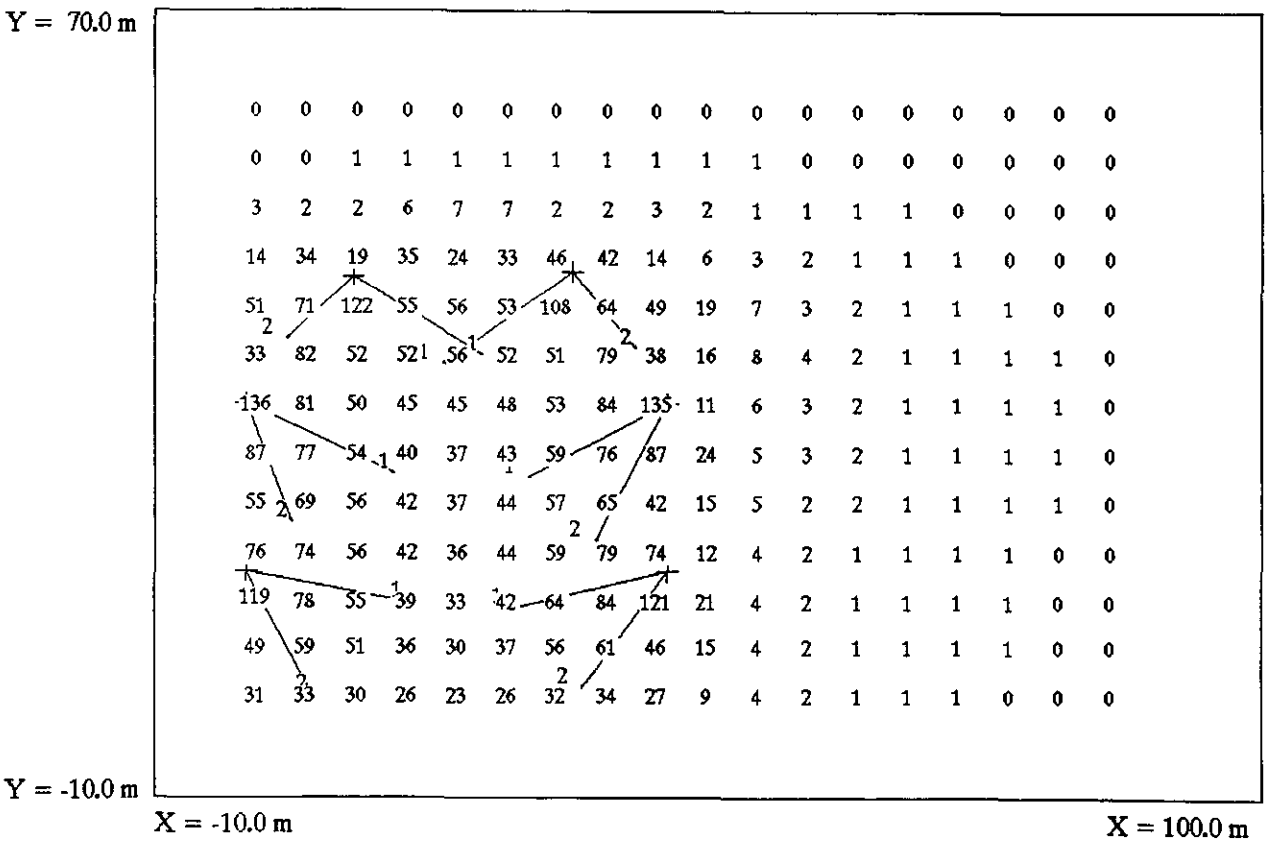

Calculation Plane Defined by the points: (0,0,40,0,0,0) (0,0,0,0,0,0) (40,0,0,0,0,0)

SUTTONS BOWLS CLUB
HORIZONTAL OVERSPILL

Date: 10/11/00
Scheme: 05/S/02011
Ref: 0201100/06

# Horizontal Illuminance on Horz. 1 (Lux)



| | | | | | | | | | | | | | | | | |
|---|---|---|---|---|---|---|---|---|---|---|---|---|---|---|---|---|
| 60 | 0 | 0 | 0 | 0 | 0 | 0 | 0 | 0 | 0 | 0 | 0 | 0 | 0 | 0 | 0 | 0 |
| 55 | 0 | 0 | 1 | 1 | 1 | 1 | 1 | 1 | 1 | 1 | 1 | 0 | 0 | 0 | 0 | 0 |
| 50 | 3 | 2 | 2 | 6 | 7 | 7 | 2 | 2 | 3 | 2 | 1 | 1 | 1 | 1 | 0 | 0 |
| 45 | 14 | 34 | 19 | 35 | 24 | 33 | 46 | 42 | 14 | 6 | 3 | 2 | 1 | 1 | 1 | 0 |
| 40 | 51 | 71 | 122 | 55 | 56 | 53 | 108 | 64 | 49 | 19 | 7 | 3 | 2 | 1 | 1 | 1 |
| 35 | 33 | 82 | 52 | 52 | 56 | 52 | 51 | 79 | 38 | 16 | 8 | 4 | 2 | 1 | 1 | 1 |
| 30 | 136 | 81 | 50 | 45 | 45 | 48 | 53 | 84 | 135 | 11 | 6 | 3 | 2 | 1 | 1 | 1 |
| 25 | 87 | 77 | 54 | 40 | 37 | 43 | 59 | 76 | 87 | 24 | 5 | 3 | 2 | 1 | 1 | 1 |
| 20 | 55 | 69 | 56 | 42 | 37 | 44 | 57 | 65 | 42 | 15 | 5 | 2 | 2 | 1 | 1 | 1 |
| 15 | 76 | 74 | 56 | 42 | 36 | 44 | 59 | 79 | 74 | 12 | 4 | 2 | 1 | 1 | 1 | 1 |
| 10 | 119 | 78 | 55 | 39 | 33 | 42 | 64 | 84 | 121 | 21 | 4 | 2 | 1 | 1 | 1 | 1 |
| 5 | 49 | 59 | 51 | 36 | 30 | 37 | 56 | 61 | 46 | 15 | 4 | 2 | 1 | 1 | 1 | 1 |
| 0 | 31 | 33 | 30 | 26 | 23 | 26 | 32 | 34 | 27 | 9 | 4 | 2 | 1 | 1 | 1 | 0 |
| | 0 | 5 | 10 | 15 | 20 | 25 | 30 | 35 | 40 | 45 | 50 | 55 | 60 | 65 | 70 | 75 |

Minimum Illuminance: 0 Lux
Maximum Illuminance: 136 Lux
Average Illuminance: 24 Lux

Uniformity (Min/Max): 0.00
Uniformity (Min/Ave): 0.00
Utilisation Factor: 0.56

Calculation Plane Defined by the points: (0.0,40.0,0.0) (0.0,0.0,0.0) (40.0,0.0,0.0)

SUTTONS BOWLS CLUB
HORIZONTAL OVERSPILL

Date: 10/11/00
Scheme: 05/S/02011
Ref: 0201100/06

# Horizontal Illuminance on Horz. 1 (Lux)



| | | |
|---|---|---|
| 60 | 0 | 0 |
| 55 | 0 | 0 |
| 50 | 0 | 0 |
| 45 | 0 | 0 |
| 40 | 0 | 0 |
| 35 | 1 | 0 |
| 30 | 1 | 0 |
| 25 | 1 | 0 |
| 20 | 1 | 0 |
| 15 | 0 | 0 |
| 10 | 0 | 0 |
| 5 | 0 | 0 |
| 0 | 0 | 0 |
| | 80 | 85 |

Minimum Illuminance: 0 Lux
Maximum Illuminance: 136 Lux
Average Illuminance: 24 Lux

Uniformity (Min/Max): 0.00
Uniformity (Min/Ave): 0.00
Utilisation Factor: 0.56

SUTTONS BOWLS CLUB
HORIZONTAL OVERSPILL

Date: 10/11/00
Scheme: 05/S/02011
Ref: 0201100/06

# Horizontal Illuminance on Horz. 1 (Lux)

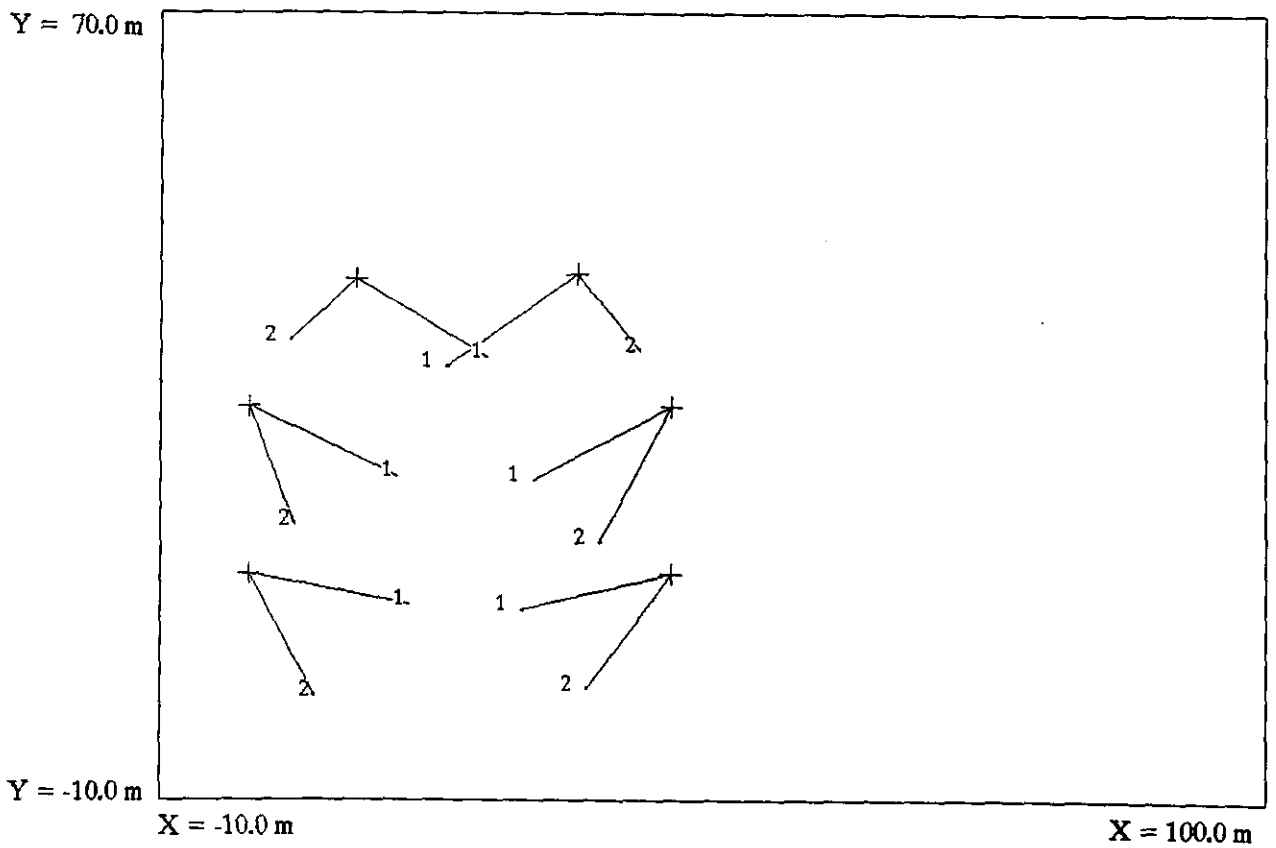

THORN

*SUTTONS BOWLING CLUB*
*READING*

# ILLUMINANCE PLOTS
# OVERSPILL
# VERTICAL DIRECTION
# OF VIEW



SUTTONS BOWLS CLUB
VERTICAL 3

Date: 10/11/00
Scheme: 05/S/02011
Ref: 0201100/06

# Illuminance Inclined at 0.0? in the Y- direction on Horz. 1 (Lux)

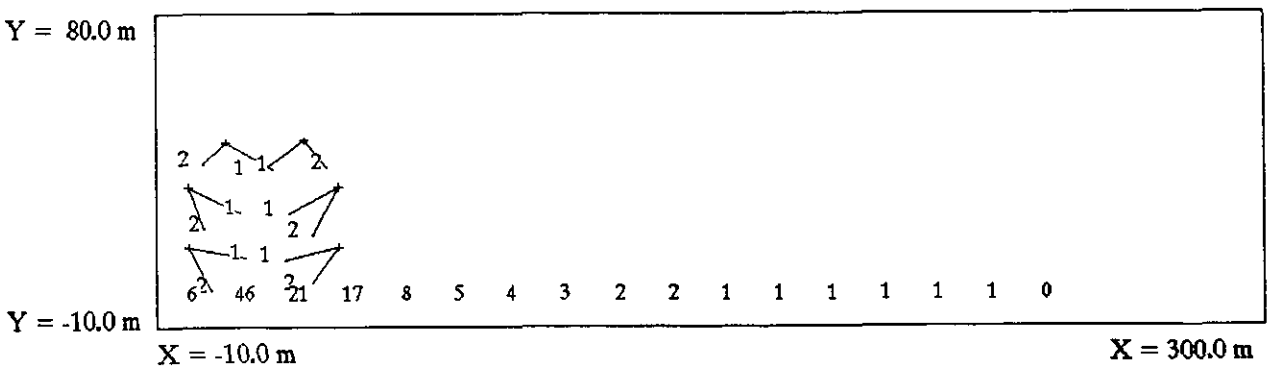


Calculation Plane Defined by the points: (0.0,40.0,1.5) (0.0,0.0,1.5) (40.0,0.0,1.5)

SUTTONS BOWLS CLUB
VERTICAL 3

Date: 10/11/00
Scheme: 05/S/02011
Ref: 0201100/06

# Illuminance Inclined at 0.0? in the Y- direction on Horz. 1 (Lu



| | | | | | | | | | | | | | | | | |
|---|---|---|---|---|---|---|---|---|---|---|---|---|---|---|---|---|
| 70 | 0 | 0 | 0 | 0 | 1 | 1 | 1 | 1 | 1 | 1 | 1 | 1 | 0 | 0 | 0 | 0 |
| 65 | 0 | 0 | 0 | 1 | 1 | 1 | 1 | 1 | 1 | 1 | 1 | 1 | 1 | 0 | 0 | 0 |
| 60 | 0 | 0 | 1 | 1 | 2 | 2 | 2 | 1 | 1 | 1 | 1 | 1 | 1 | 1 | 0 | 0 |
| 55 | 0 | 0 | 2 | 3 | 3 | 3 | 2 | 2 | 1 | 1 | 1 | 1 | 1 | 1 | 0 | 0 |
| 50 | 0 | 3 | 7 | 7 | 5 | 3 | 3 | 2 | 1 | 1 | 1 | 1 | 1 | 1 | 0 | 0 |
| 45 | 0 | 36 | 21 | 20 | 8 | 4 | 3 | 2 | 2 | 1 | 1 | 1 | 1 | 1 | 1 | 0 |
| 40 | 0 | 78 | 31 | 50 | 11 | 6 | 3 | 2 | 2 | 1 | 1 | 1 | 1 | 1 | 1 | 0 |
| 35 | 0 | 71 | 32 | 42 | 13 | 6 | 4 | 3 | 2 | 1 | 1 | 1 | 1 | 1 | 1 | 0 |
| 30 | 48 | 68 | 31 | 28 | 13 | 7 | 4 | 3 | 2 | 1 | 1 | 1 | 1 | 1 | 1 | 0 |
| 25 | 25 | 65 | 30 | 36 | 11 | 6 | 4 | 3 | 2 | 2 | 1 | 1 | 1 | 1 | 1 | 0 |
| 20 | 12 | 77 | 29 | 27 | 10 | 6 | 4 | 3 | 2 | 2 | 1 | 1 | 1 | 1 | 1 | 0 |
| 15 | 20 | 81 | 28 | 22 | 9 | 6 | 4 | 3 | 2 | 2 | 1 | 1 | 1 | 1 | 1 | 0 |
| 10 | 36 | 76 | 26 | 29 | 9 | 5 | 4 | 3 | 2 | 2 | 1 | 1 | 1 | 1 | 1 | 1 |
| 5 | 14 | 68 | 24 | 22 | 8 | 5 | 4 | 3 | 2 | 2 | 1 | 1 | 1 | 1 | 1 | 1 |
| 0 | 6 | 46 | 21 | 17 | 8 | 5 | 4 | 3 | 2 | 2 | 1 | 1 | 1 | 1 | 1 | 1 |
| | 0 | 15 | 30 | 45 | 60 | 75 | 90 | 105 | 120 | 135 | 150 | 165 | 180 | 195 | 210 | 225 |

Minimum Illuminance: 0 Lux
Maximum Illuminance: 81 Lux
Average Illuminance: 7 Lux

Uniformity (Min/Max): 0.00
Uniformity (Min/Ave): 0.00
Utilisation Factor: 0.57

SUTTONS BOWLS CLUB
VERTICAL 3

Date: 10/11/00
Scheme: 05/S/02011
Ref: 0201100/06

# Illuminance Inclined at 0.0? in the Y- direction on Horz. 1 (Lux)



| | |
|---|---|
| 70 | 0 |
| 65 | 0 |
| 60 | 0 |
| 55 | 0 |
| 50 | 0 |
| 45 | 0 |
| 40 | 0 |
| 35 | 0 |
| 30 | 0 |
| 25 | 0 |
| 20 | 0 |
| 15 | 0 |
| 10 | 0 |
| 5 | 0 |
| 0 | 0 |

240

Minimum Illuminance: 0 Lux
Maximum Illuminance: 81 Lux
Average Illuminance: 7 Lux

Uniformity (Min/Max): 0.00
Uniformity (Min/Ave): 0.00
Utilisation Factor: 0.57

SUTTONS BOWLS CLUB
VERTICAL 3

Date: 10/11/00
Scheme: 05/S/02011
Ref: 0201100/06

## Illuminance Inclined at 0.0? in the Y- direction on Horz. 1 (Lux)



THORN

*SUTTONS BOWLING GREEN*
*READING*

# ILLUMINANCE PLOTS
# OVERSPILL
# VERTICAL DIRECTION OF VIEW



SUTTONS BOWLS CLUB
VERTICAL 1

Date: 10/11/00
Scheme: 05/S/02011
Ref: 0201100/06

# Illuminance Inclined at 0.0? in the X- direction on Horz. 1 (Lux)

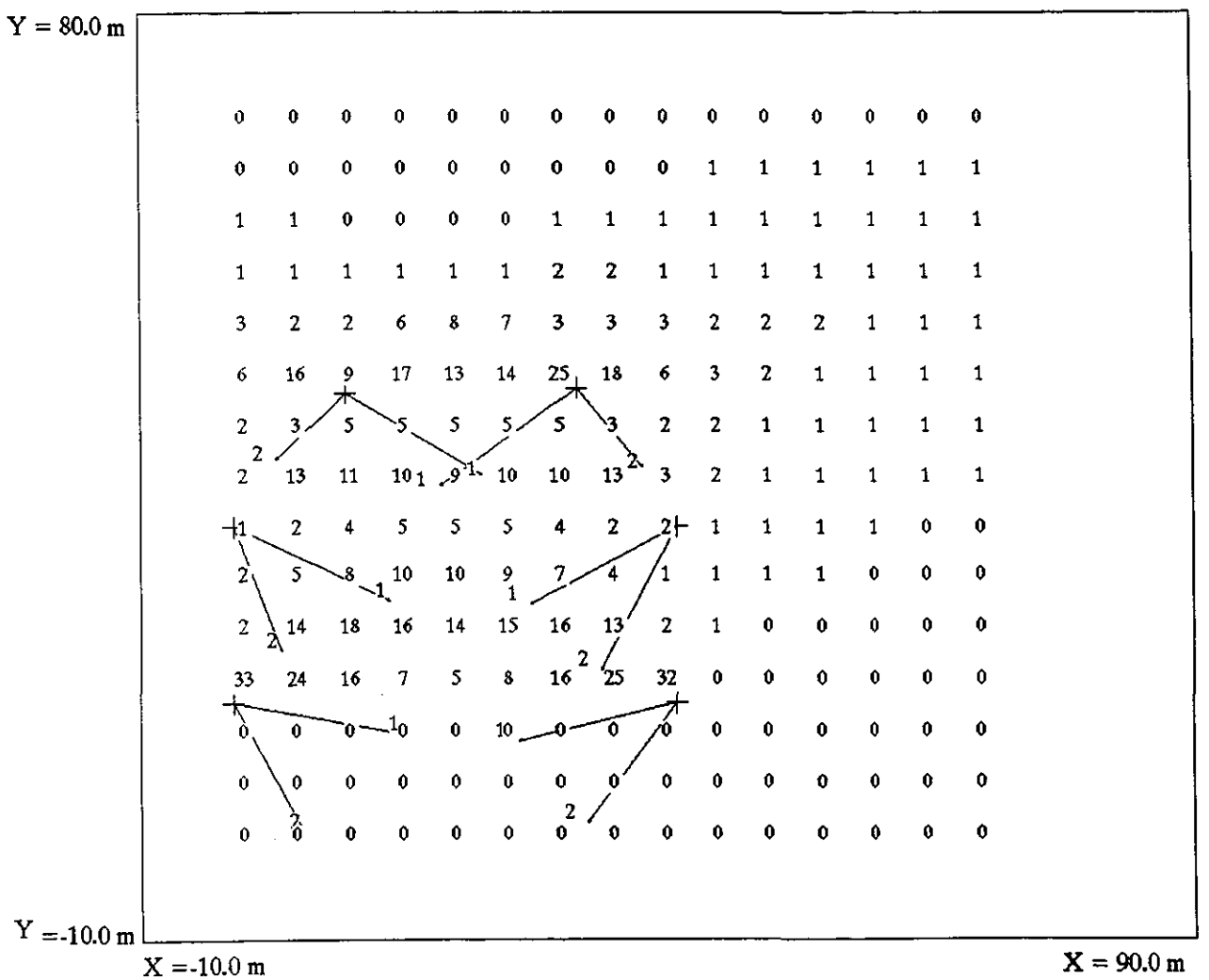

SUTTONS BOWLS CLUB
VERTICAL 1

Date: 10/11/00
Scheme: 05/S/02011
Ref: 0201100/06

# Illuminance Inclined at 0.0? in the X- direction on Horz. 1 (Lux)



| | | | | | | | | | | | | | | | |
|---|---|---|---|---|---|---|---|---|---|---|---|---|---|---|---|
| 70 | 0 | 0 | 0 | 0 | 0 | 0 | 0 | 0 | 0 | 0 | 0 | 0 | 0 | 0 | 0 |
| 65 | 0 | 0 | 0 | 0 | 0 | 0 | 0 | 0 | 0 | 1 | 1 | 1 | 1 | 1 | 1 |
| 60 | 1 | 1 | 0 | 0 | 0 | 0 | 1 | 1 | 1 | 1 | 1 | 1 | 1 | 1 | 1 |
| 55 | 1 | 1 | 1 | 1 | 1 | 1 | 2 | 2 | 1 | 1 | 1 | 1 | 1 | 1 | 1 |
| 50 | 3 | 2 | 2 | 6 | 8 | 7 | 3 | 3 | 3 | 2 | 2 | 2 | 1 | 1 | 1 |
| 45 | 6 | 16 | 9 | 17 | 13 | 14 | 25 | 18 | 6 | 3 | 2 | 1 | 1 | 1 | 1 |
| 40 | 2 | 3 | 5 | 5 | 5 | 5 | 5 | 3 | 2 | 2 | 1 | 1 | 1 | 1 | 1 |
| 35 | 2 | 13 | 11 | 10 | 9 | 10 | 10 | 13 | 3 | 2 | 1 | 1 | 1 | 1 | 1 |
| 30 | 1 | 2 | 4 | 5 | 5 | 5 | 4 | 2 | 2 | 1 | 1 | 1 | 1 | 0 | 0 |
| 25 | 2 | 5 | 8 | 10 | 10 | 9 | 7 | 4 | 1 | 1 | 1 | 1 | 0 | 0 | 0 |
| 20 | 2 | 14 | 18 | 16 | 14 | 15 | 16 | 13 | 2 | 1 | 0 | 0 | 0 | 0 | 0 |
| 15 | 33 | 24 | 16 | 7 | 5 | 8 | 16 | 25 | 32 | 0 | 0 | 0 | 0 | 0 | 0 |
| 10 | 0 | 0 | 0 | 0 | 0 | 0 | 0 | 0 | 0 | 0 | 0 | 0 | 0 | 0 | 0 |
| 5 | 0 | 0 | 0 | 0 | 0 | 0 | 0 | 0 | 0 | 0 | 0 | 0 | 0 | 0 | 0 |
| 0 | 0 | 0 | 0 | 0 | 0 | 0 | 0 | 0 | 0 | 0 | 0 | 0 | 0 | 0 | 0 |
| | 0 | 5 | 10 | 15 | 20 | 25 | 30 | 35 | 40 | 45 | 50 | 55 | 60 | 65 | 70 |

Minimum Illuminance: 0 Lux
Maximum Illuminance: 33 Lux
Average Illuminance: 3 Lux

Uniformity (Min/Max): 0.00
Uniformity (Min/Ave): 0.00
Utilisation Factor: 0.08

SUTTONS BOWLS CLUB
VERTICAL 1

Date: 10/11/00
Scheme: 05/S/02011
Ref: 0201100/06

# Illuminance Inclined at 0.0? in the X- direction on Horz. 1 (Lux)

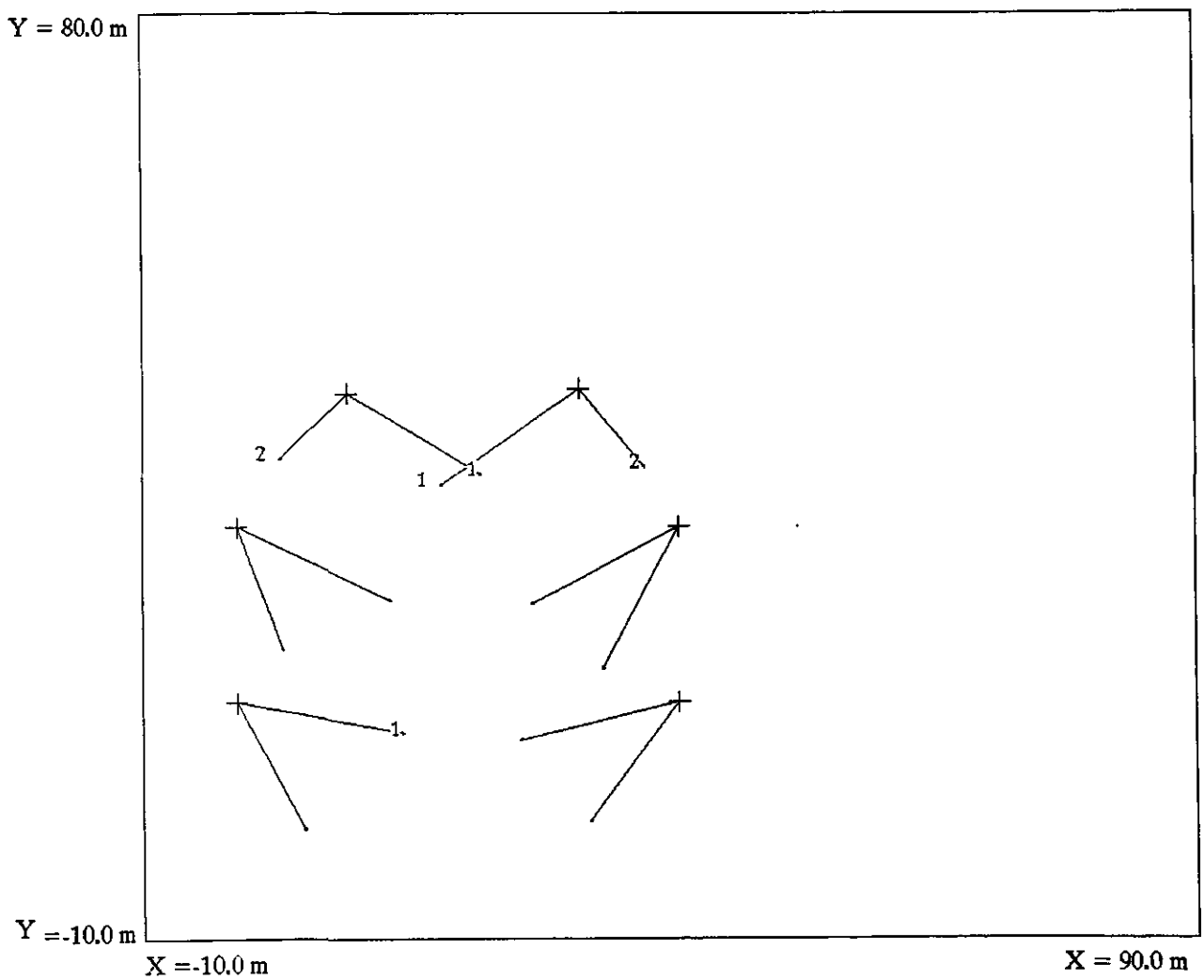

# Sonpak 25

1:2

**Discharge floodlight for general lighting of car parks, industrial storage and loading areas, building facades, security and sports lighting (especially tennis courts).**



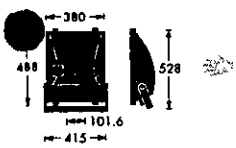


All dimensions in mm




Permitted mounting positions



## Key Features

- 250W HPS-T lamps for economy and long life
- 250W metal halide version also available
- GRP body requires no maintenance
- Toughened glass front
- Integral control gear
- Spill shield available for reduced glare
- Specular reflector available for narrow beam distribution
- Low glare version (OTLGB250.4) available for tennis courts and similar applications

## Lamp Types

250W HPS-T, cap: E40

250W HPS-T Increased output, cap: E40

250W HIT, cap: E40

## Materials/Finish

Body: White one-piece GRP moulding
Lens: Toughened soda lime glass
Swivel bolts: Stainless steel
Gasket: Silicone rubber
Standard reflector: Dimpled anodised aluminium
Stirrup: 5mm zinc plated and passivated steel with black powder coat paint finish
Front frame: GRP

## Installation/Mounting

Cable entry by 20mm combination gland/cord grip for 8-13mm o/d cable. Three-way terminal block for 6mm² conductors.
Zone 2 hazardous area version also available. See page 381.

Fax 10355

## Standards

Designed and manufactured to comply with EN 60598 IP65 CE

## Ordering Guide Supplied complete with lamp

| Lamp type & rating | | Proj area | Weight (kg) | Cat. No. |
|---|---|---|---|---|
| Standard HPS-T | 250W | 0.175m² | 12.75 | OT250.4 |
| HIT | 250W | 0.175m² | 12.75 | OTMH250.4 |
| Increased output HPS-T | 250W | 0.175m² | 12.80 | OTLGB250.4 |

Export voltages available, refer to page 561 for details.

## Attachments

| Description | Cat. No. |
|---|---|
| Pole clamp for use with 48–89mm o/d poles | OHA4613 |
| Spill shield for environmentally sensitive areas | OTSS |

## Specification

To specify state:
Enclosed white GRP floodlight with toughened glass front and integral control gear for HPS-T/HIT lamp. Mounted on adjustable steel stirrup. Sealed to IP65.
As Thorn Sonpak 25.

## Photometric Data

Cat. No: OTLGB 250.4

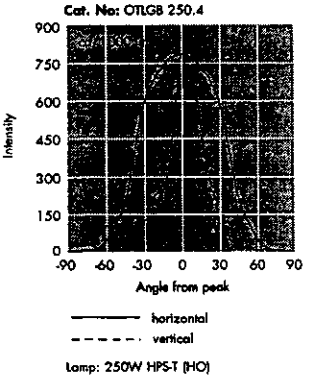


Lamp: 250W HPS-T (HO)

| Beam data | | |
|---|---|---|
| Peak intensity (I) cd/klm | 790 | |
| Beam factor to 10% peak (I) | 0.59 | |
| Beam angle to 10% of peak (I) | Horizontal<br>Vertical | 2 x 56°<br>32°/62° |
| Beam angle to 50% of peak (I) | Horizontal<br>Vertical | 2 x 38°<br>17°/9° |
| Beam angle to 1% of peak (I) | Horizontal<br>Vertical | 2 x 69°<br>55°/76° |

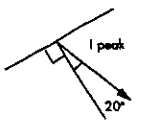

THORN

*SUTTONS BOWLING CLUB*
*READING*

12.FEB.2001* 3361

# ILLUMINANCE PLOTS
# HORIZONTAL
# PLAYING AREA

# Sonpak 25

1:2



**Discharge floodlight for general lighting of car parks, industrial storage and loading areas, building facades, security and sports lighting (especially tennis courts).**



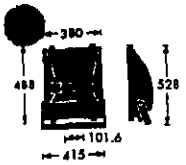


All dimensions in mm




Permitted mounting positions



## Key Features

- 250W HPS-T lamps for economy and long life
- 250W metal halide version also available
- GRP body requires no maintenance
- Toughened glass front
- Integral control gear
- Spill shield available for reduced glare
- Specular reflector available for narrow beam distribution
- Low glare version (OTLGB250.4) available for tennis courts and similar applications

## Lamp Types

250W HPS-T, cap: E40

250W HPS-T Increased output, cap: E40

250W HIT, cap: E40

## Materials/Finish

Body: White one-piece GRP moulding
Lens: Toughened soda lime glass
Swivel bolts: Stainless steel
Gasket: Silicone rubber
Standard reflector: Dimpled anodised aluminium
Stirrup: 5mm zinc plated and passivated steel with black powder coat paint finish
Front frame: GRP

## Installation/Mounting

Cable entry by 20mm combination gland/cord grip for 8-13mm o/d cable. Three-way terminal block for 6mm² conductors.
Zone 2 hazardous area version also available. See page 381.

Fax 10355

## Standards

Designed and manufactured to comply with EN 60598 IP65 CE

## Ordering Guide Supplied complete with lamp

| Lamp type & rating | | Proj area | Weight (kg) | Cat. No. |
|---|---|---|---|---|
| Standard HPS-T | 250W | 0.175m² | 12.75 | OT250.4 |
| HIT | 250W | 0.175m² | 12.75 | OTMH250.4 |
| Increased output HPS-T | 250W | 0.175m² | 12.80 | OTLGB250.4 |

Export voltages available, refer to page 561 for details.

## Attachments

| Description | Cat. No. |
|---|---|
| Pole clamp for use with 48–89mm o/d poles | OHA4613 |
| Spill shield for environmentally sensitive areas | OTSS |

## Specification

To specify state:
Enclosed white GRP floodlight with toughened glass front and integral control gear for HPS-T/HIT lamp. Mounted on adjustable steel stirrup. Sealed to IP65.
As Thorn Sonpak 25.

## Photometric Data

Cat. No: OTLGB 250.4

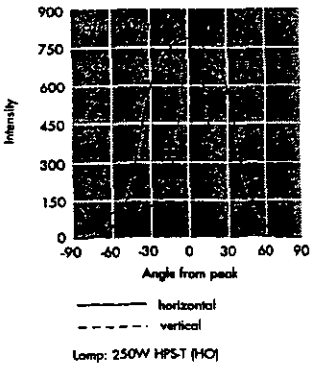


Lamp: 250W HPS-T (HO)

| Beam data | | |
|---|---|---|
| Peak intensity (I) cd/klm | 790 | |
| Beam factor to 10% peak (I) | 0.59 | |
| Beam angle to 10% of peak (I) | Horizontal<br>Vertical | 2 x 56°<br>32°/62° |
| Beam angle to 50% of peak (I) | Horizontal<br>Vertical | 2 x 38°<br>17°/9° |
| Beam angle to 1% of peak (I) | Horizontal<br>Vertical | 2 x 69°<br>55°/76° |

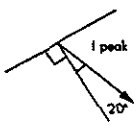

01256 304269

Mr M L Thorp - Principal Development Officer
Development Control
Wokingham District Council
P.O. Box 157
Shute End
Wokingham
RG40 1WR

Suttons Bowling Club
Chalfont Way
Lower Earley
Reading
Berkshire
RG6 5HQ

01189 750192




MD & MCT

26 April 2001

Dear Mr Thorp

**RE: Planning Application, Proposed Lighting of Bowling Green, Chalfont Way, Lower Earley.**

Following our recent telephone conversation I'm pleased to confirm the expected use of proposed lighting scheme.

The bowling green opens in the later part of April and closes in the last week of September every year. The introduction of lighting will not increase the length of season or normal times of play. It will however enhance the enjoyment of players by enabling them to see the game more clearly during the later part of the evening in the months of May, August & September. The hours of operation 7.30pm to 9.30pm, during no more than three weekdays evenings each week. The lighting scheme will not be used at weekends.

We will have a representative of our club at the planning meeting 3 May, to explain our requirements and answer any questions the committee may have.

If you require further information or details please contact me on tel. 01256 304248, please address all written correspondence to the Secretary of the Suttons Bowling Club.

Yours Sincerely

Duncan Christie
Club Member

SUTTONS BOWLS CLUB
HORIZONTAL GREEN

Date: 10/11/00
Scheme: 05/S/02011
Ref: 0201100/06

# Horizontal Illuminance on Horz. 1 (Lux)

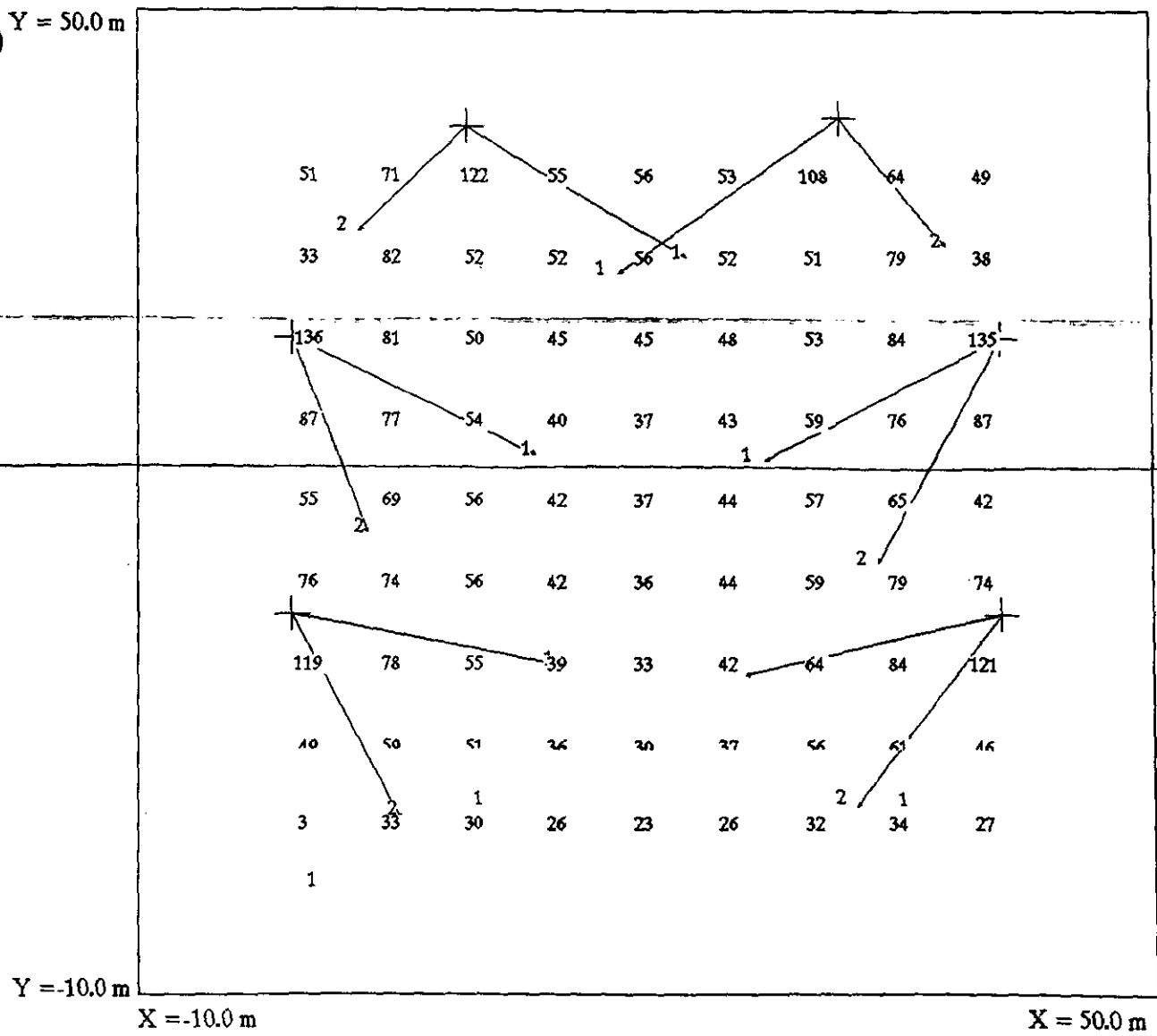

SUTTONS BOWLS CLUB
HORIZONTAL GREEN

Date: 10/11/00
Scheme: 05/S/02011
Ref: 0201100/06

# Horizontal Illuminance on Horz. 1 (Lux)



| | | | | | | | | | |
|---|---|---|---|---|---|---|---|---|---|
| 40 | 51 | 71 | 122 | 55 | 56 | 53 | 108 | 64 | 49 |
| 35 | 33 | 82 | 52 | 52 | 56 | 52 | 51 | 79 | 38 |
| 30 | 136 | 81 | 50 | 45 | 45 | 48 | 53 | 84 | 135 |
| 25 | 87 | 77 | 54 | 40 | 37 | 43 | 59 | 76 | 87 |
| 20 | 55 | 69 | 56 | 42 | 37 | 44 | 57 | 65 | 42 |
| 15 | 76 | 74 | 56 | 42 | 36 | 44 | 59 | 79 | 74 |
| 10 | 119 | 78 | 55 | 39 | 33 | 42 | 64 | 84 | 121 |
| 5 | 49 | 59 | 51 | 36 | 30 | 37 | 56 | 61 | 46 |
| 0 | 31 | 33 | 30 | 26 | 23 | 26 | 32 | 34 | 27 |
| | 0 | 5 | 10 | 15 | 20 | 25 | 30 | 35 | 40 |

Minimum Illuminance: 23 Lux
Maximum Illuminance: 136 Lux
Average Illuminance: 57 Lux

Uniformity (Min/Max): 0.17
Uniformity (Min/Ave): 0.40
Utilisation Factor: 0.42

THORN

*SUTTONS BOWLING GREEN*
*READING*

# ILLUMINANCE PLOTS
# OVERSPILL
# HORIZONTAL

SUTTONS BOWLS CLUB
HORIZONTAL OVERSPILL

Date: 10/11/00
Scheme: 05/S/02011
Ref: 0201100/06

# Horizontal Illuminance on Horz. 1 (Lux)

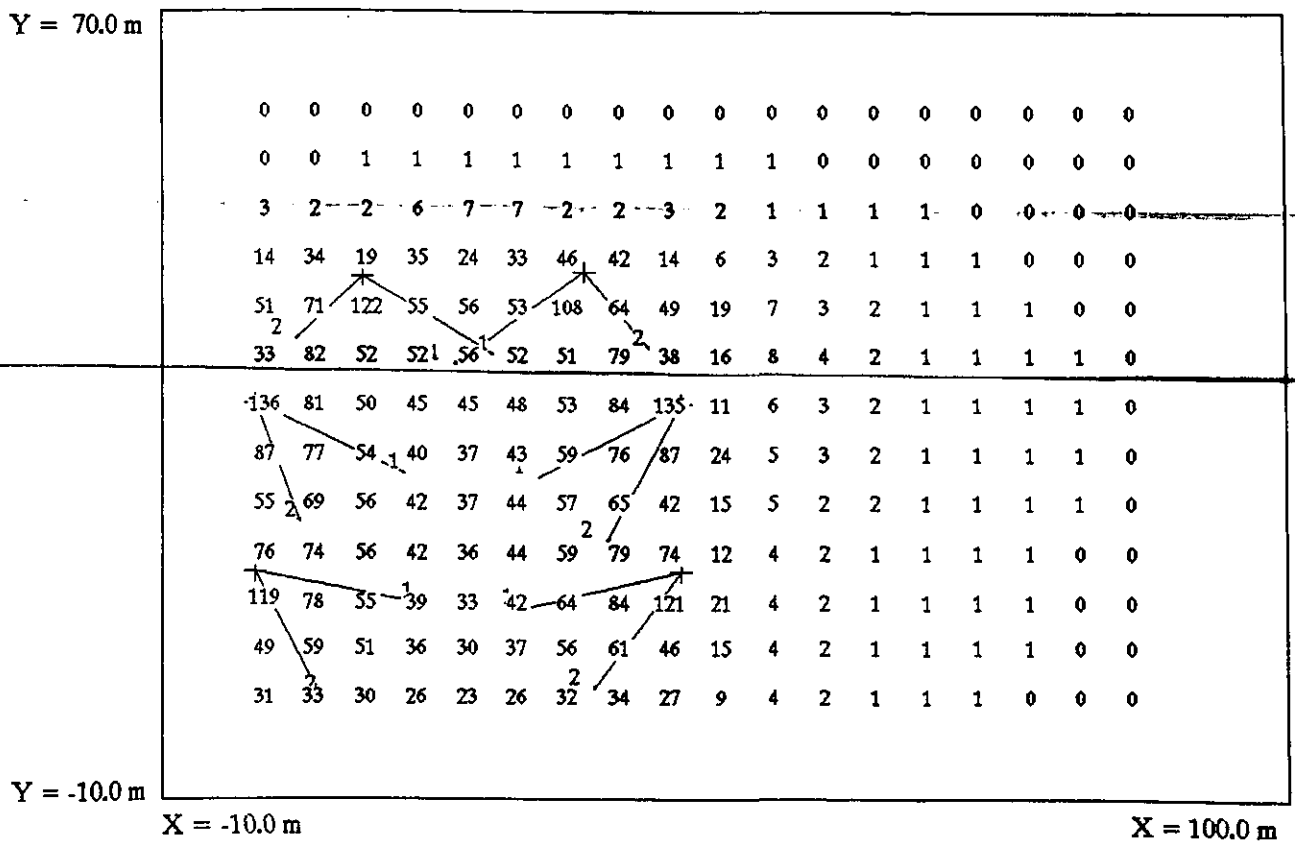

SUTTONS BOWLS CLUB
HORIZONTAL OVERSPILL

Date: 10/11/00
Scheme: 05/S/02011
Ref: 0201100/06

# Horizontal Illuminance on Horz. 1 (Lux)



| | | | | | | | | | | | | | | | | |
|---|---|---|---|---|---|---|---|---|---|---|---|---|---|---|---|---|
| 60 | 0 | 0 | 0 | 0 | 0 | 0 | 0 | 0 | 0 | 0 | 0 | 0 | 0 | 0 | 0 | 0 |
| 55 | 0 | 0 | 1 | 1 | 1 | 1 | 1 | 1 | 1 | 1 | 1 | 0 | 0 | 0 | 0 | 0 |
| 50 | 3 | 2 | 2 | 6 | 7 | 7 | 2 | 2 | 3 | 2 | 1 | 1 | 1 | 1 | 0 | 0 |
| 45 | 14 | 34 | 19 | 35 | 24 | 33 | 46 | 42 | 14 | 6 | 3 | 2 | 1 | 1 | 1 | 0 |
| 40 | 51 | 71 | 122 | 55 | 56 | 53 | 108 | 64 | 49 | 19 | 7 | 3 | 2 | 1 | 1 | 1 |
| 35 | 33 | 82 | 52 | 52 | 56 | 52 | 51 | 79 | 38 | 16 | 8 | 4 | 2 | 1 | 1 | 1 |
| 30 | 136 | 81 | 50 | 45 | 45 | 48 | 53 | 84 | 135 | 11 | 6 | 3 | 2 | 1 | 1 | 1 |
| 25 | 87 | 77 | 54 | 40 | 37 | 43 | 59 | 76 | 87 | 24 | 5 | 3 | 2 | 1 | 1 | 1 |
| 20 | 55 | 69 | 56 | 42 | 37 | 44 | 57 | 65 | 42 | 15 | 5 | 2 | 2 | 1 | 1 | 1 |
| 15 | 76 | 74 | 56 | 42 | 36 | 44 | 59 | 79 | 74 | 12 | 4 | 2 | 1 | 1 | 1 | 1 |
| 10 | 119 | 78 | 55 | 39 | 33 | 42 | 64 | 84 | 121 | 21 | 4 | 2 | 1 | 1 | 1 | 1 |
| 5 | 49 | 59 | 51 | 36 | 30 | 37 | 56 | 61 | 46 | 15 | 4 | 2 | 1 | 1 | 1 | 1 |
| 0 | 31 | 33 | 30 | 26 | 23 | 26 | 32 | 34 | 27 | 9 | 4 | 2 | 1 | 1 | 1 | 0 |
| | 0 | 5 | 10 | 15 | 20 | 25 | 30 | 35 | 40 | 45 | 50 | 55 | 60 | 65 | 70 | 75 |

Minimum Illuminance: 0 Lux
Maximum Illuminance: 136 Lux
Average Illuminance: 24 Lux

Uniformity (Min/Max): 0.00
Uniformity (Min/Ave): 0.00
Utilisation Factor: 0.56

Calculation Plane Defined by the points: (0.0,40.0,0.0) (0.0,0.0,0.0) (40.0,0.0,0.0)

SUTTONS BOWLS CLUB
HORIZONTAL OVERSPILL

Date: 10/11/00
Scheme: 05/S/02011
Ref: 0201100/06

# Horizontal Illuminance on Horz. 1 (Lux)



| | | |
|---|---|---|
| 60 | 0 | 0 |
| 55 | 0 | 0 |
| 50 | 0 | 0 |
| 45 | 0 | 0 |
| 40 | 0 | 0 |
| 35 | 1 | 0 |
| 30 | 1 | 0 |
| 25 | 1 | 0 |
| 20 | 1 | 0 |
| 15 | 0 | 0 |
| 10 | 0 | 0 |
| 5 | 0 | 0 |
| 0 | 0 | 0 |
| | 80 | 85 |

Minimum Illuminance: 0 Lux
Maximum Illuminance: 136 Lux
Average Illuminance: 24 Lux

Uniformity (Min/Max): 0.00
Uniformity (Min/Ave): 0.00
Utilisation Factor: 0.56

SUTTONS BOWLS CLUB
HORIZONTAL OVERSPILL

Date: 10/11/00
Scheme: 05/S/02011
Ref: 0201100/06

# Horizontal Illuminance on Horz. 1 (Lux)

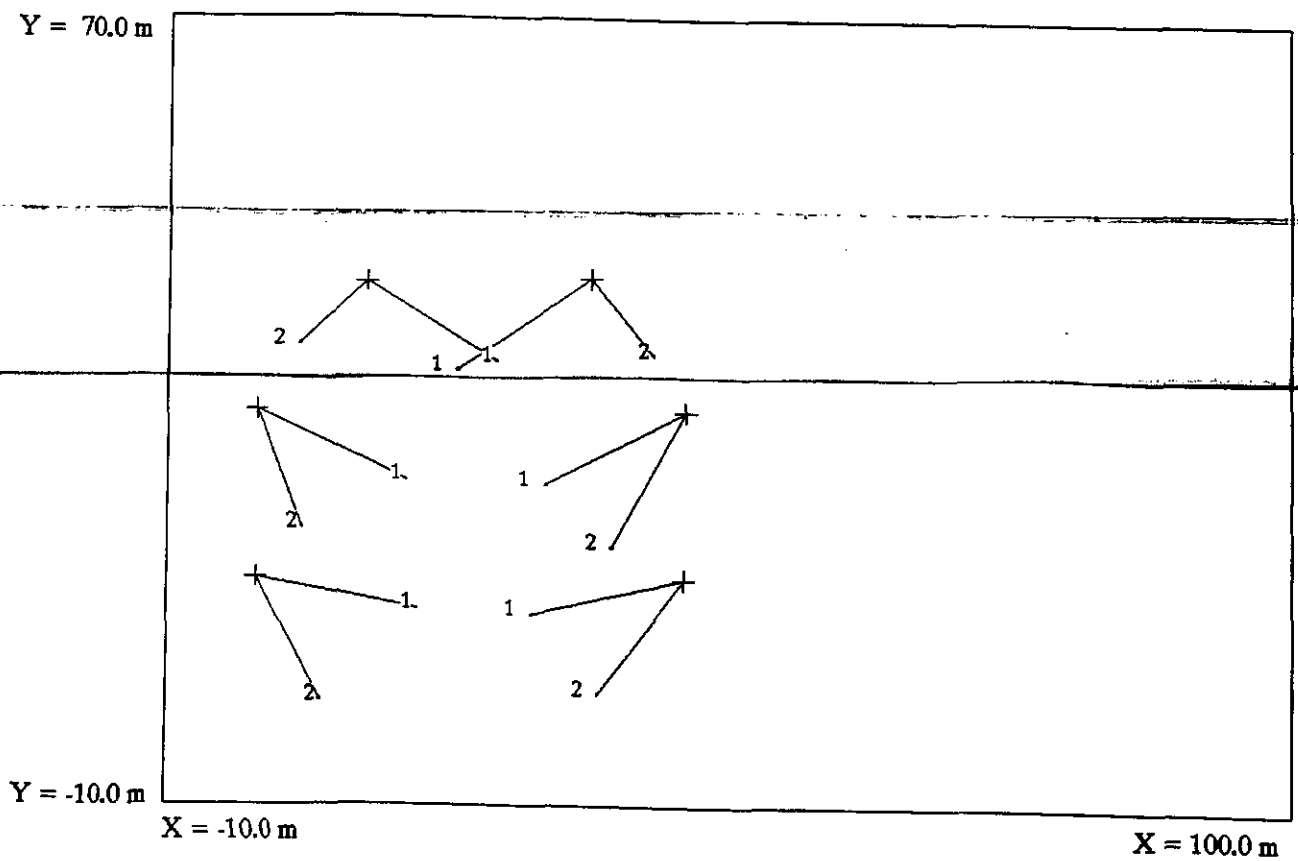

THORN

*SUTTONS BOWLING CLUB*
*READING*

# ILLUMINANCE PLOTS
# OVERSPILL
# VERTICAL DIRECTION
# OF VIEW

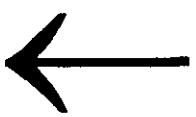

SUTTONS BOWLS CLUB
VERTICAL 3

Date: 10/11/00
Scheme: 05/S/02011
Ref: 0201100/06

# Illuminance Inclined at 0.0? in the Y- direction on Horz. 1 (Lux)

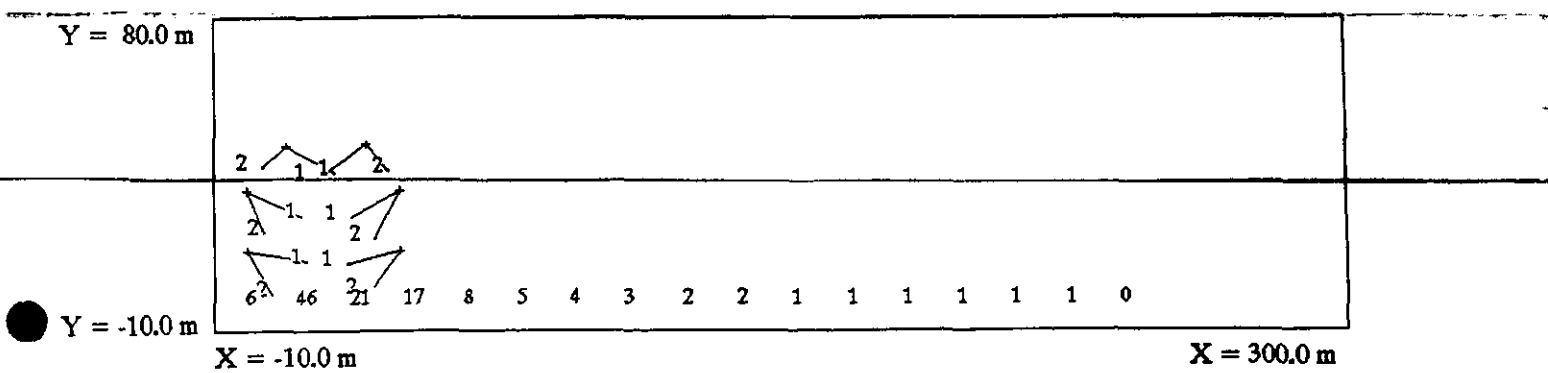


Calculation Plane Defined by the points: (0.0,40.0,1.5) (0.0,0.0,1.5) (40.0,0.0,1.5)

SUTTONS BOWLS CLUB
VERTICAL 3

Date: 10/11/00
Scheme: 05/S/02011
Ref: 0201100/06

# Illuminance Inclined at 0.0? in the Y- direction on Horz. 1 (Lu



| | | | | | | | | | | | | | | | | |
|---|---|---|---|---|---|---|---|---|---|---|---|---|---|---|---|---|
| 70 | 0 | 0 | 0 | 0 | 1 | 1 | 1 | 1 | 1 | 1 | 1 | 1 | 0 | 0 | 0 | 0 |
| 65 | 0 | 0 | 0 | 1 | 1 | 1 | 1 | 1 | 1 | 1 | 1 | 1 | 1 | 0 | 0 | 0 |
| 60 | 0 | 0 | 1 | 1 | 2 | 2 | 2 | 1 | 1 | 1 | 1 | 1 | 1 | 1 | 0 | 0 |
| 55 | 0 | 0 | 2 | 3 | 3 | 3 | 2 | 2 | 1 | 1 | 1 | 1 | 1 | 1 | 0 | 0 |
| 50 | 0 | 3 | 7 | 7 | 5 | 3 | 3 | 2 | 1 | 1 | 1 | 1 | 1 | 1 | 0 | 0 |
| 45 | 0 | 36 | 21 | 20 | 8 | 4 | 3 | 2 | 2 | 1 | 1 | 1 | 1 | 1 | 1 | 0 |
| 40 | 0 | 78 | 31 | 50 | 11 | 6 | 3 | 2 | 2 | 1 | 1 | 1 | 1 | 1 | 1 | 0 |
| 35 | 0 | 71 | 32 | 42 | 13 | 6 | 4 | 3 | 2 | 1 | 1 | 1 | 1 | 1 | 1 | 0 |
| 30 | 48 | 68 | 31 | 28 | 13 | 7 | 4 | 3 | 2 | 1 | 1 | 1 | 1 | 1 | 1 | 0 |
| 25 | 25 | 65 | 30 | 36 | 11 | 6 | 4 | 3 | 2 | 2 | 1 | 1 | 1 | 1 | 1 | 0 |
| 20 | 12 | 77 | 29 | 27 | 10 | 6 | 4 | 3 | 2 | 2 | 1 | 1 | 1 | 1 | 1 | 0 |
| 15 | 20 | 81 | 28 | 22 | 9 | 6 | 4 | 3 | 2 | 2 | 1 | 1 | 1 | 1 | 1 | 0 |
| 10 | 36 | 76 | 26 | 29 | 9 | 5 | 4 | 3 | 2 | 2 | 1 | 1 | 1 | 1 | 1 | 1 |
| 5 | 14 | 68 | 24 | 22 | 8 | 5 | 4 | 3 | 2 | 2 | 1 | 1 | 1 | 1 | 1 | 1 |
| 0 | 6 | 46 | 21 | 17 | 8 | 5 | 4 | 3 | 2 | 2 | 1 | 1 | 1 | 1 | 1 | 1 |
| | 0 | 15 | 30 | 45 | 60 | 75 | 90 | 105 | 120 | 135 | 150 | 165 | 180 | 195 | 210 | 225 |

Minimum Illuminance: 0 Lux
Maximum Illuminance: 81 Lux
Average Illuminance: 7 Lux

Uniformity (Min/Max): 0.00
Uniformity (Min/Ave): 0.00
Utilisation Factor: 0.57

SUTTONS BOWLS CLUB
VERTICAL 3

Date: 10/11/00
Scheme: 05/S/02011
Ref: 0201100/06

# Illuminance Inclined at 0.0? in the Y- direction on Horz. 1 (Lux)






Minimum Illuminance: 0 Lux
Maximum Illuminance: 81 Lux
Average Illuminance: 7 Lux

Uniformity (Min/Max): 0.00
Uniformity (Min/Ave): 0.00
Utilisation Factor: 0.57

SUTTONS BOWLS CLUB
VERTICAL 3

Date: 10/11/00
Scheme: 05/S/02011
Ref: 0201100/06

## Illuminance Inclined at 0.0? in the Y- direction on Horz. 1 (Lux)



THORN

*SUTTONS BOWLING GREEN*
*READING*

# ILLUMINANCE PLOTS
# OVERSPILL
# VERTICAL DIRECTION
# OF VIEW



SUTTONS BOWLS CLUB
VERTICAL 1

Date: 10/11/00
Scheme: 05/S/02011
Ref: 0201100/06

# Illuminance Inclined at 0.0? in the X- direction on Horz. 1 (Lux)

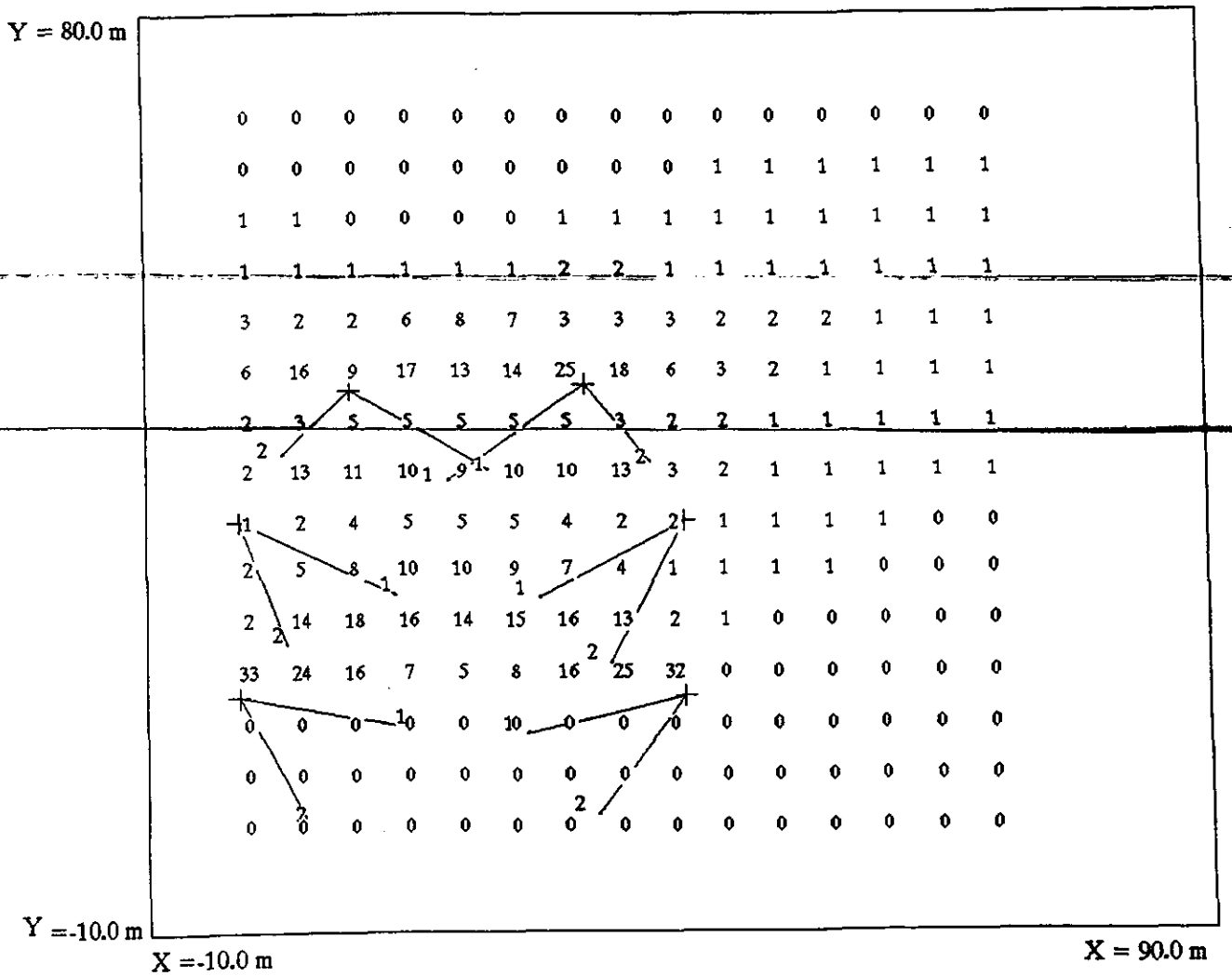

SUTTONS BOWLS CLUB
VERTICAL 1

Date: 10/11/00
Scheme: 05/S/02011
Ref: 0201100/06

# Illuminance Inclined at 0.0? in the X- direction on Horz. 1 (Lux)



| | | | | | | | | | | | | | | | |
|---|---|---|---|---|---|---|---|---|---|---|---|---|---|---|---|
| 70 | 0 | 0 | 0 | 0 | 0 | 0 | 0 | 0 | 0 | 0 | 0 | 0 | 0 | 0 | 0 |
| 65 | 0 | 0 | 0 | 0 | 0 | 0 | 0 | 0 | 0 | 1 | 1 | 1 | 1 | 1 | 1 |
| 60 | 1 | 1 | 0 | 0 | 0 | 0 | 1 | 1 | 1 | 1 | 1 | 1 | 1 | 1 | 1 |
| 55 | 1 | 1 | 1 | 1 | 1 | 1 | 2 | 2 | 1 | 1 | 1 | 1 | 1 | 1 | 1 |
| 50 | 3 | 2 | 2 | 6 | 8 | 7 | 3 | 3 | 3 | 2 | 2 | 2 | 1 | 1 | 1 |
| 45 | 6 | 16 | 9 | 17 | 13 | 14 | 25 | 18 | 6 | 3 | 2 | 1 | 1 | 1 | 1 |
| 40 | 2 | 3 | 5 | 5 | 5 | 5 | 5 | 3 | 2 | 2 | 1 | 1 | 1 | 1 | 1 |
| 35 | 2 | 13 | 11 | 10 | 9 | 10 | 10 | 13 | 3 | 2 | 1 | 1 | 1 | 1 | 1 |
| 30 | 1 | 2 | 4 | 5 | 5 | 5 | 4 | 2 | 2 | 1 | 1 | 1 | 1 | 0 | 0 |
| 25 | 2 | 5 | 8 | 10 | 10 | 9 | 7 | 4 | 1 | 1 | 1 | 1 | 0 | 0 | 0 |
| 20 | 2 | 14 | 18 | 16 | 14 | 15 | 16 | 13 | 2 | 1 | 0 | 0 | 0 | 0 | 0 |
| 15 | 33 | 24 | 16 | 7 | 5 | 8 | 16 | 25 | 32 | 0 | 0 | 0 | 0 | 0 | 0 |
| 10 | 0 | 0 | 0 | 0 | 0 | 0 | 0 | 0 | 0 | 0 | 0 | 0 | 0 | 0 | 0 |
| 5 | 0 | 0 | 0 | 0 | 0 | 0 | 0 | 0 | 0 | 0 | 0 | 0 | 0 | 0 | 0 |
| 0 | 0 | 0 | 0 | 0 | 0 | 0 | 0 | 0 | 0 | 0 | 0 | 0 | 0 | 0 | 0 |
| | 0 | 5 | 10 | 15 | 20 | 25 | 30 | 35 | 40 | 45 | 50 | 55 | 60 | 65 | 70 |

Minimum Illuminance: 0 Lux
Maximum Illuminance: 33 Lux
Average Illuminance: 3 Lux

Uniformity (Min/Max): 0.00
Uniformity (Min/Ave): 0.00
Utilisation Factor: 0.08

SUTTONS BOWLS CLUB
VERTICAL 1

Date: 10/11/00
Scheme: 05/S/02011
Ref: 0201100/06

## Illuminance Inclined at 0.0? in the X- direction on Horz. 1 (Lux)

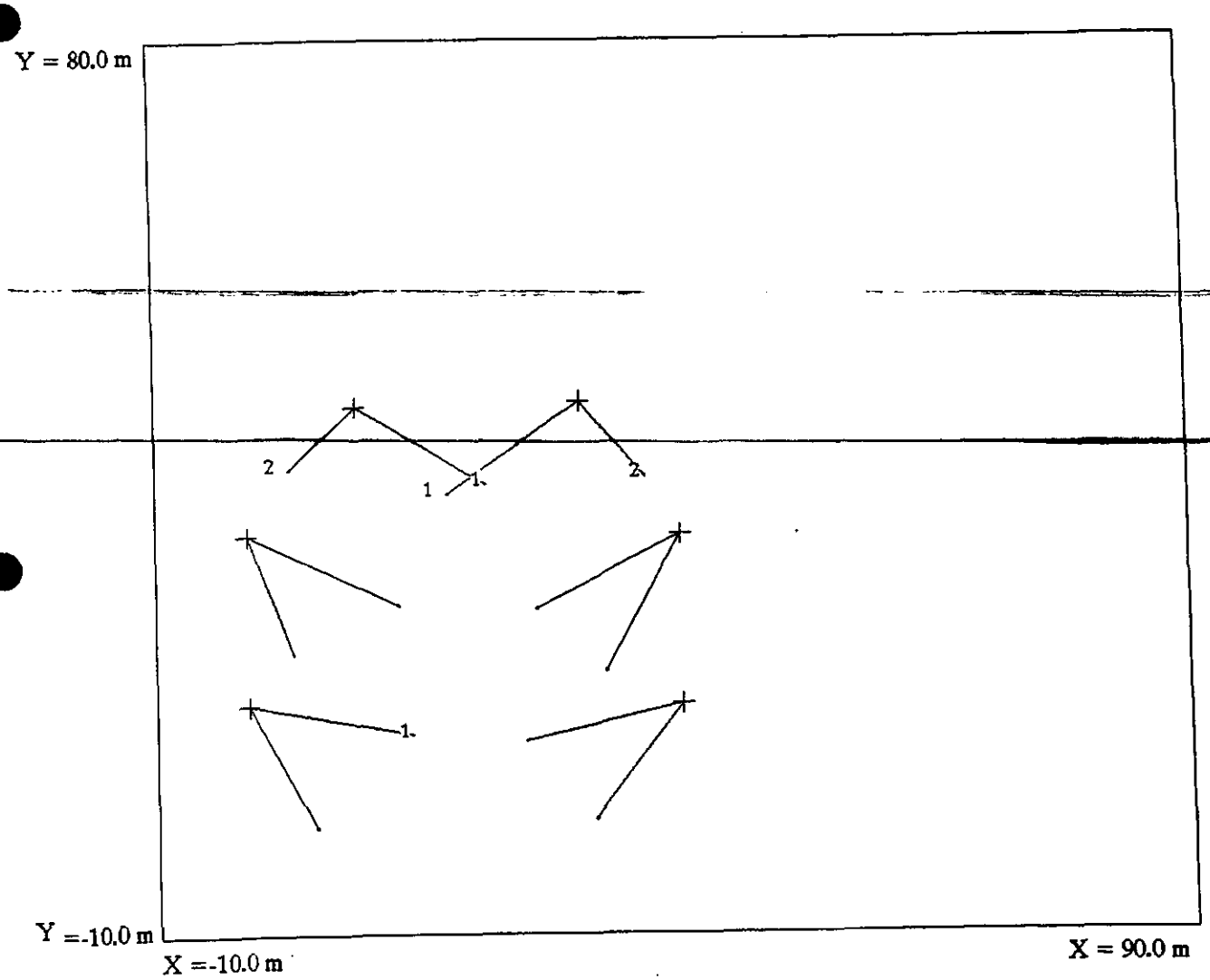

# MINUTES OF A MEETING OF THE DEVELOPMENT CONTROL COMMITTEE HELD ON WEDNESDAY 2 MAY 2001 FROM 7.00 PM TO 9.45 PM

*Present: Mr KA Malvern (Chairman), Mrs JA Lissaman (Vice-Chairman), Mrs DC Beatty Mr MJ Bryant, Mr SR Conway, Mr RH Cundy, Mr TP Dredge, Mr JL Earnshaw, Mr RFN Eke, Mrs MA Long, Mr BJS Patman, and Mrs M Robertson.*

*Also present under Standing Order 39:- Mrs P Bray, Mr FD Browne, Fiona Rolls, , Mr DC Morgan, and Mrs ELM Siggery.*

**PART I**

## 311. MINUTES

The Minutes of the meeting of the Committee held on 11 April 2001 were confirmed as a correct record and signed by the Chairman.

**318. APPLICATION NO: 2001/3361, ERECTION OF LIGHTING AROUND BOWLING GREEN, CHALFONT WAY LOWER EARLEY, FOR SUTTONS BOWLS CLUB**

The Committee considered a report on this application as set out on Agenda pages 3328 to 3334.

Fiona Rolls, a local Member attended the meeting during the consideration of this item and spoke against the proposal.

**RESOLVED:** That Application No: 2001/3361 be approved subject to the conditions outlined on Agenda pages 3330.

| Application No. | Received | Earley | Listed by |
|---|---|---|---|
| F/2001/3361 | 12.02.01 | | Cllr Fiona Rolls |

**Applicant:** Suttons Bowls Club
**Location :** Chalfont Way, Lower Earley
**Proposal :** Erection of Lighting around Bowling Green

1. **Planning History** - Planning permission was granted various sports areas in Chalfont Park, including the bowling green, in October 1987. Planning permission for the erection of a pavilion and a 'portaloo' at the Club was granted in April 1990.

2. **Proposal** - The application is for the erection of six lighting columns along the north, west and east sides of the Bowling Green. The columns would be 5.7 metres high and the lighting would be used 3 days a week (excluding weekends) between the hours of 7.30pm and 9.30pm for 3 specified months of the year (May, August and September).

   This application has been listed by Councillor Fiona Rolls due to concern about the effect of the proposals on the nearby bungalows. The planting used by the applicant as a reason why the lights will not affect people may be removed. The application would then be unneighbourly.

3. **Consultations** -
   - ***Highways :*** The lights should be designed so that no glare or dazzle occurs to drivers of vehicles using the highway.
   - ***Earley Town Parish Council :*** Councillors have no objections to the proposal in principle provided that the design of the lights is such that there would be no disturbance to neighbouring residential properties and particularly the neighbouring bungalows. If planning permission is to be granted, a condition should be imposed restricting the use of the lights to 9pm in order both to minimise any inconvenience caused by the lights and also any noise nuisance that may be generated.
   - ***Public Rights of Way Officer :*** No objections to the application.
   - ***The Ramblers' Association :*** No comments to make on the application.
   - ***Local Residents :*** No replies received.

4. **Appraisal** - The main issue is the impact of the lighting on the amenity of local residents (Berkshire Structure Plan Policy LD3; Loddon Area Local Plan Policy LBE2; Wokingham District Local Plan Policies WOS3 and WOS6).

   Impact on the amenity of local residents
   The main concern is the potential for disturbance resulting from light spillage on the residential properties to the north of the site, and potential disturbance resulting from the Bowling Green being used more intensively than at present. These properties to the north of the site are single-storey bungalows. The properties mainly affected would be the four closest to the northern boundary of the bowling green (5 and 6 Mace Close and 2 and 3 Thyme Close). The other

properties are further away from the application site and would only have either oblique views of the lighting or views over the rooftops of other houses.

Numbers 5 and 6 Mace Close have south-facing windows that would be 23m to 25m away from the nearest lighting column. There is a 2m high brick wall along the rear boundary of these properties with additional vegetative growth that rises above that height in places. This boundary would screen the low-level windows of these properties from direct light spillage.

Number 3 Thyme Close has windows in its eastern elevation that would be approximately 20m away from the nearest lighting column. No. 2 Thyme Close has windows in its southern elevation directly facing the site about 15m away from the nearest lighting column. There is no physical boundary at the rear of this property and only low-level planting. The latter two properties are those most likely to be affected by the proposed lighting.

There is some planting to the north of the site along the boundary of the cycle path that runs east to west between the bowling green and the bungalows. The Club has referred to this planting in its application as providing screening between the lighting and the bungalows. However, the maintenance of the planting is the responsibility of the Council and it is therefore outside the control of the applicants. Consequently, its permanence cannot be guaranteed and it has therefore not been taken into account in the overall assessment of the application.

The applicants advise that the bowling green is at present used from late April to early September. They already have evening internal and external competition matches between 6pm and 9.30pm. Due to the need to finish competition matches in a single evening, they continue playing until they are finished, even if this means playing by torch-light. They have not requested use of the flood-lighting in June or July, as the evenings are light late enough for floodlighting to be unnecessary.

The proposed lighting would be pointed away from the neighbouring residential properties, as well as downwards towards the surface of the bowling green. There would therefore be no glare directly entering the windows of the nearby houses, though the bowling green would be visible as a brightly lit area. The lighting would be visible from some of the windows and residents may consider this to result in a loss of amenity. On the other hand, the bowling green already exists, and the proposed lighting would only be used for a limited time per week, for three months of the year. Subject to the imposition of appropriate conditions, it is not considered that any loss of amenity resulting from the proposed lighting would warrant refusal of planning permission.

On the question of possible noise disturbance, the proposed floodlighting would not result in any significant more intensive use bowling green. The site has an authorised use as a bowling green and there is no existing control over playing times.

5. **Conclusion** – The proposed development would result in some impact on the amenities of neighbouring residents, through the existence of a brightly lit area of land. However, the bowling green already exists without any restrictions on operating times, and the proposed lighting would only be used for a limited time

per week, for three months of the year. Under these circumstances, on balance it is considered that any loss of amenity to neighbouring residents would not be so great as to warrant refusal of planning permission.

6. **Recommendation** - To grant planning permission subject to the following conditions:

1. The lighting hereby permitted shall not be used other than between the hours of 7.30pm and 9.30pm for not more than three days per week (excluding weekends) during the months of May, August and September only.

2. Prior to the installation of the lighting hereby approved, details of how the lighting shall be shielded to prevent light spillage and glare outside the Bowling Green (including preventing lighting being directed upwards) shall be submitted to and approved in writing by the Local Planning Authority. The lighting shall not be installed other than in accordance with the approved details, and shall be permanently maintained to comply with the approved details.

3. The lighting system hereby approved shall only be used for the illumination of Green Bowling games and practice, and shall not be used to illuminate any other activities.

Reasons:

1, 2 & 3. To safeguard the amenities of neighbouring properties and the locality.

Informatives:

1. You are advised, in compliance with *The Town and Country Planning (General Development Procedure) (England) (Amendment) Order 2000*, that the following policies and/or proposals in the development plan are relevant to this decision:

   Berkshire Structure Plan Policy LD3
   Loddon Area Local Plan Policies LTV1 and LBE2
   Wokingham District Local Plan Policies WOS2, WOS3 and WOS6

Martin Durkan

# Location of Planning Application

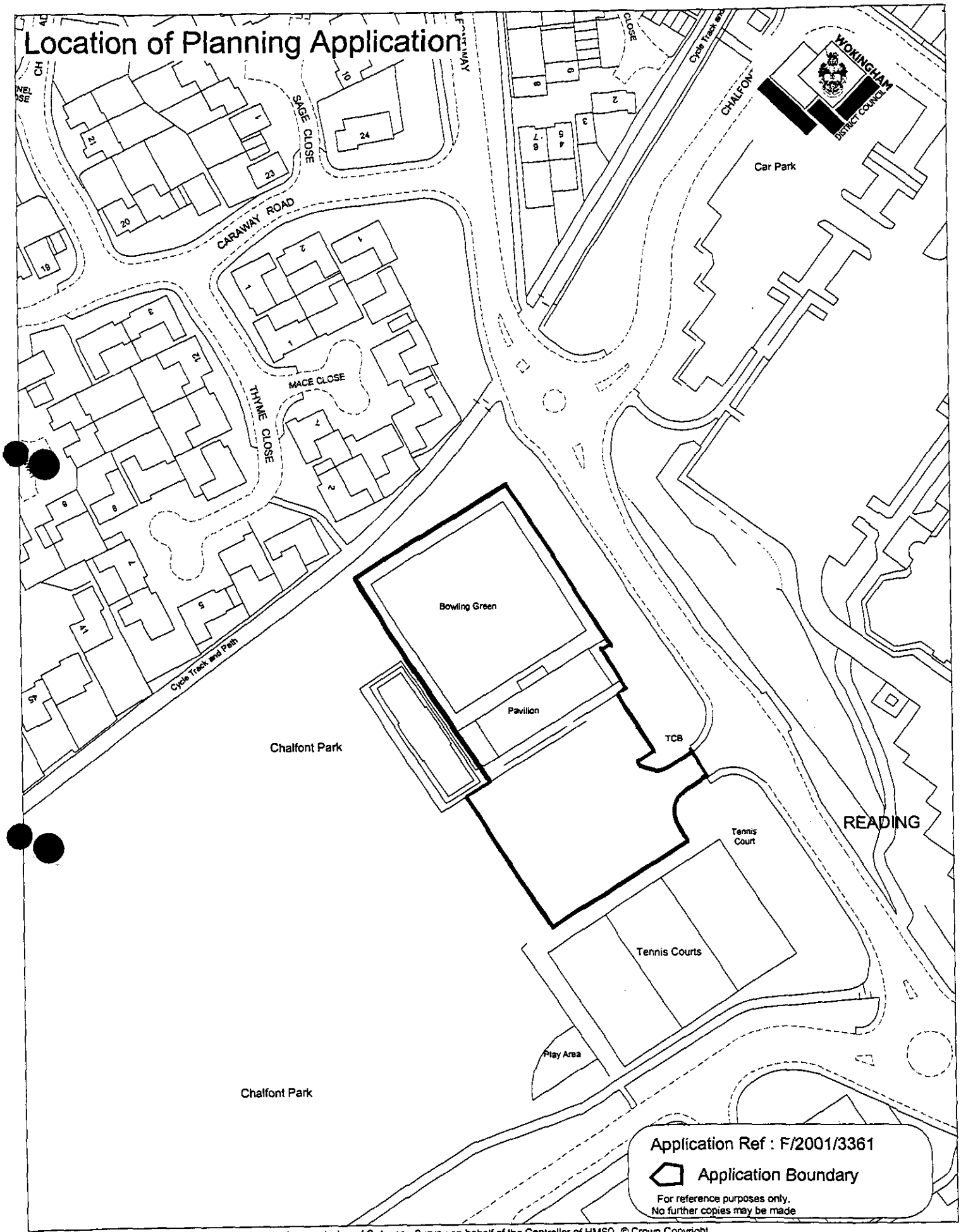


This map is based upon Ordnance Survey material with the permission of Ordnance Survey on behalf of the Controller of HMSO. © Crown Copyright.
Unauthorised reproduction infringes Crown Copyright and may lead to prosecution or civil proceedings.Wokingham District Council Licence LA086134

Development Control Section, Environmental Services, Wokingham District Council.

2 May 2001

Scale: 1 : 1250

N
W E
S

3331

DIMENSIONS IN MILLIMETRES-UNLESS STATED

DO NOT SCALE DRAWING - IF IN DOUBT ASK

3rd ANGLE PROJECTION

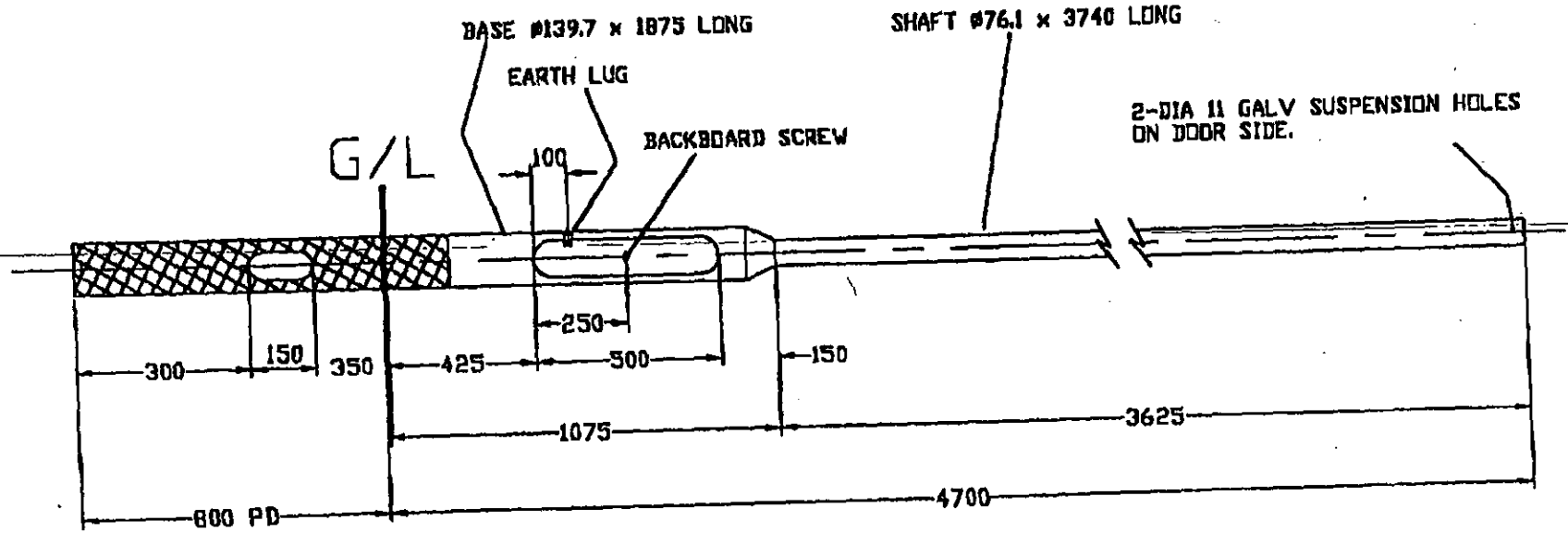


CALCULATED MASS = 37 kg

Kingfisher Lighting Ltd.

TITLE

5CT/76

5m NOMINAL HEIGHT LIGHTING COLUMN

DRG No KLC0003

DRAWN ABarker

APPROVED ABarker

CUSTOMER STANDARD

DATE 9/3/89

SCALE ~//~

3332

07-FEB-2001 10:46

# Sonpak 25

1:2

**Discharge floodlight for general lighting of car parks, industrial storage and loading areas, building facades, security and sports lighting (especially tennis courts).**



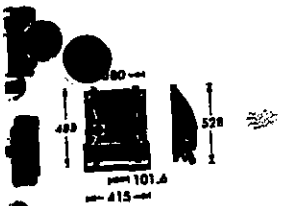


All dimensions in mm




Permitted mounting positions



## Key Features

- 250W HPS-T lamps for economy and long life
- 250W metal halide version also available
- GRP body requires no maintenance
- Toughened glass front
- Integral control gear
- Spill shield available for reduced glare
- Specular reflector available for narrow beam distribution
- Low glare version (OTLGB250.4) available for tennis courts and similar applications

## Lamp Types

250W HPS-T, cap: E40

250W HPS-T Increased output, cap: E40

250W HIT, cap: E40

## Materials/Finish

Body: White one-piece GRP moulding
Lens: Toughened soda lime glass
Swivel bolts: Stainless steel
Gasket: Silicone rubber
Standard reflector: Dimpled anodised aluminium
Stirrup: 5mm zinc plated and passivated steel with black powder coat paint finish
Front frame: GRP

## Installation/Mounting

Cable entry by 20mm combination gland/cord grip for 8-13mm o/d cable. Three-way terminal block for 6mm² conductors.
Zone 2 hazardous area version also available. See page 381.

Fax 10355

## Standards

Designed and manufactured to comply with EN 60598 IP65 CE

## Ordering Guide Supplied complete with lamp

| Lamp type & rating | | Proj area | Weight (kg) | Cat. No. |
|---|---|---|---|---|
| Standard HPS-T | 250W | 0.175m² | 12.75 | OT250.4 |
| HIT | 250W | 0.175m² | 12.75 | OTMH250.4 |
| Increased output HPS-T | 250W | 0.175m² | 12.80 | OTLGB250.4 |

Export voltages available, refer to page 561 for details.

## Attachments

| Description | Cat. No. |
|---|---|
| Pole clamp for use with 48–89mm o/d poles | OHA4613 |
| Spill shield for environmentally sensitive areas | OTSS |

## Specification

To specify state:
Enclosed white GRP floodlight with toughened glass front and integral control gear for HPS-T/HIT lamp.
Mounted on adjustable steel stirrup.
Sealed to IP65.
As Thorn Sonpak 25.

## Photometric Data

Cat. No: OTLGB 250.4

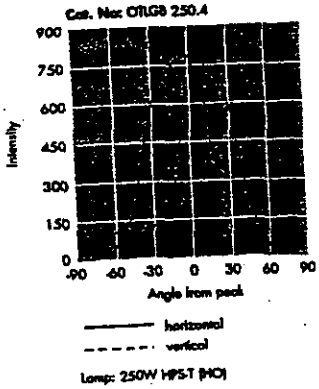


| Beam data | | |
|---|---|---|
| Peak intensity (I) cd/klm | 790 | |
| Beam factor to 10% peak (I) | 0.59 | |
| Beam angle to 10% of peak (I) | Horizontal<br>Vertical | 2 x 56°<br>32°/62° |
| Beam angle to 50% of peak (I) | Horizontal<br>Vertical | 2 x 38°<br>17°/9° |
| Beam angle to 1% of peak (I) | Horizontal<br>Vertical | 2 x 69°<br>55°/76° |

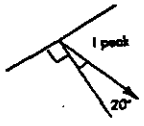


3333

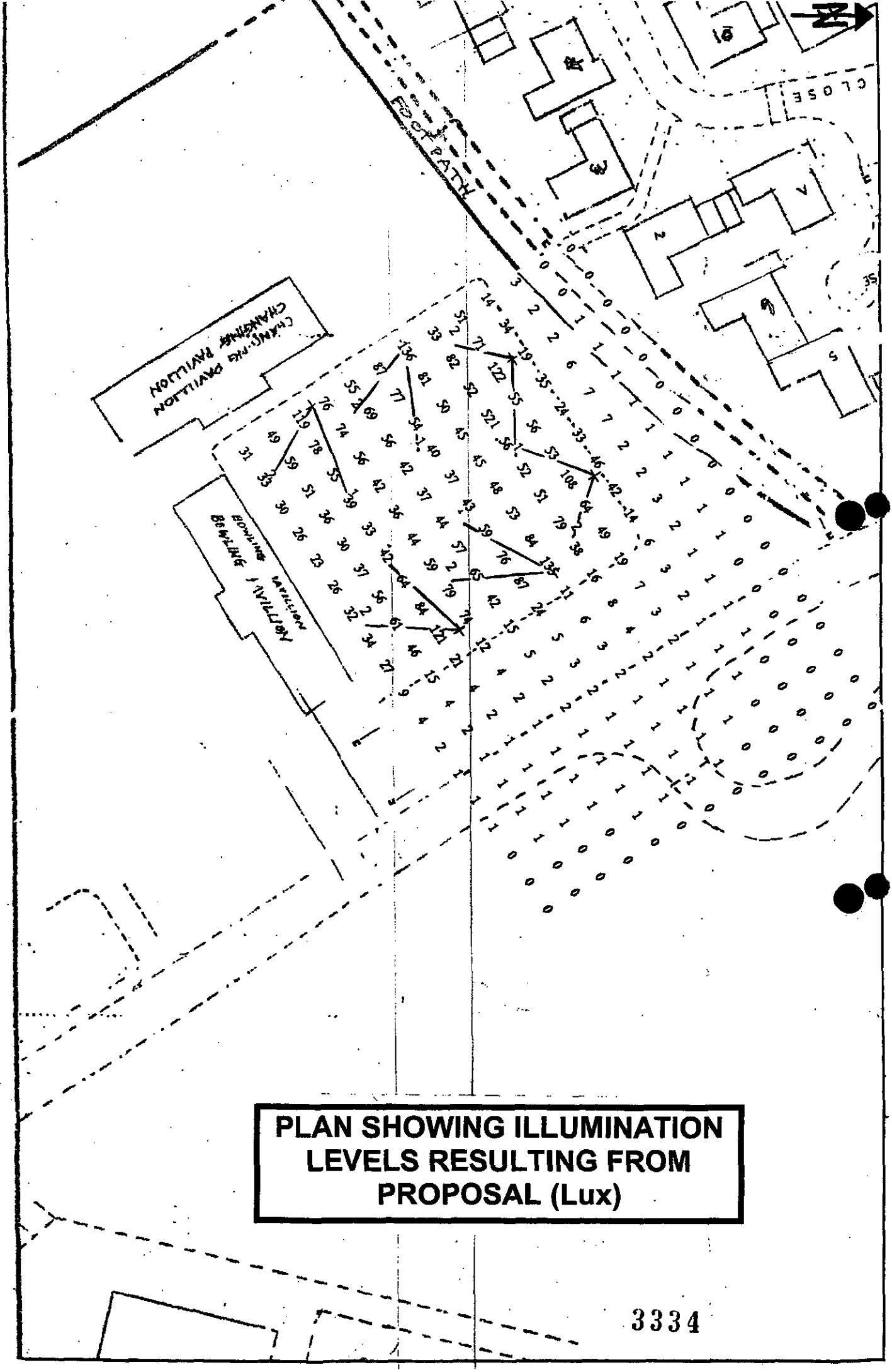


# PLAN SHOWING ILLUMINATION LEVELS RESULTING FROM PROPOSAL (Lux)

per week, for three months of the year. Under these circumstances, on balance it is considered that any loss of amenity to neighbouring residents would not be so great as to warrant refusal of planning permission.

6. **Recommendation** - To grant planning permission subject to the following conditions:

1. The lighting hereby permitted shall not be used other than between the hours of 7.30pm and 9.30pm for not more than three days per week (excluding weekends) during the months of May, August and September only.

2. Prior to the installation of the lighting hereby approved, details of how the lighting shall be shielded to prevent light spillage and glare outside the Bowling Green (including preventing lighting being directed upwards) shall be submitted to and approved in writing by the Local Planning Authority. The lighting shall not be installed other than in accordance with the approved details, and shall be permanently maintained to comply with the approved details.

3. The lighting system hereby approved shall only be used for the illumination of Green Bowling games and practice, and shall not be used to illuminate any other activities.

Reasons:

1, 2 & 3. To safeguard the amenities of neighbouring properties and the locality.

Informatives:

1. You are advised, in compliance with *The Town and Country Planning (General Development Procedure) (England) (Amendment) Order 2000*, that the following policies and/or proposals in the development plan are relevant to this decision:

Berkshire Structure Plan Policy LD3
Loddon Area Local Plan Policies LTV1 and LBE2
Wokingham District Local Plan Policies WOS2, WOS3 and WOS6

Martin Durkan

# Location of Planning Application

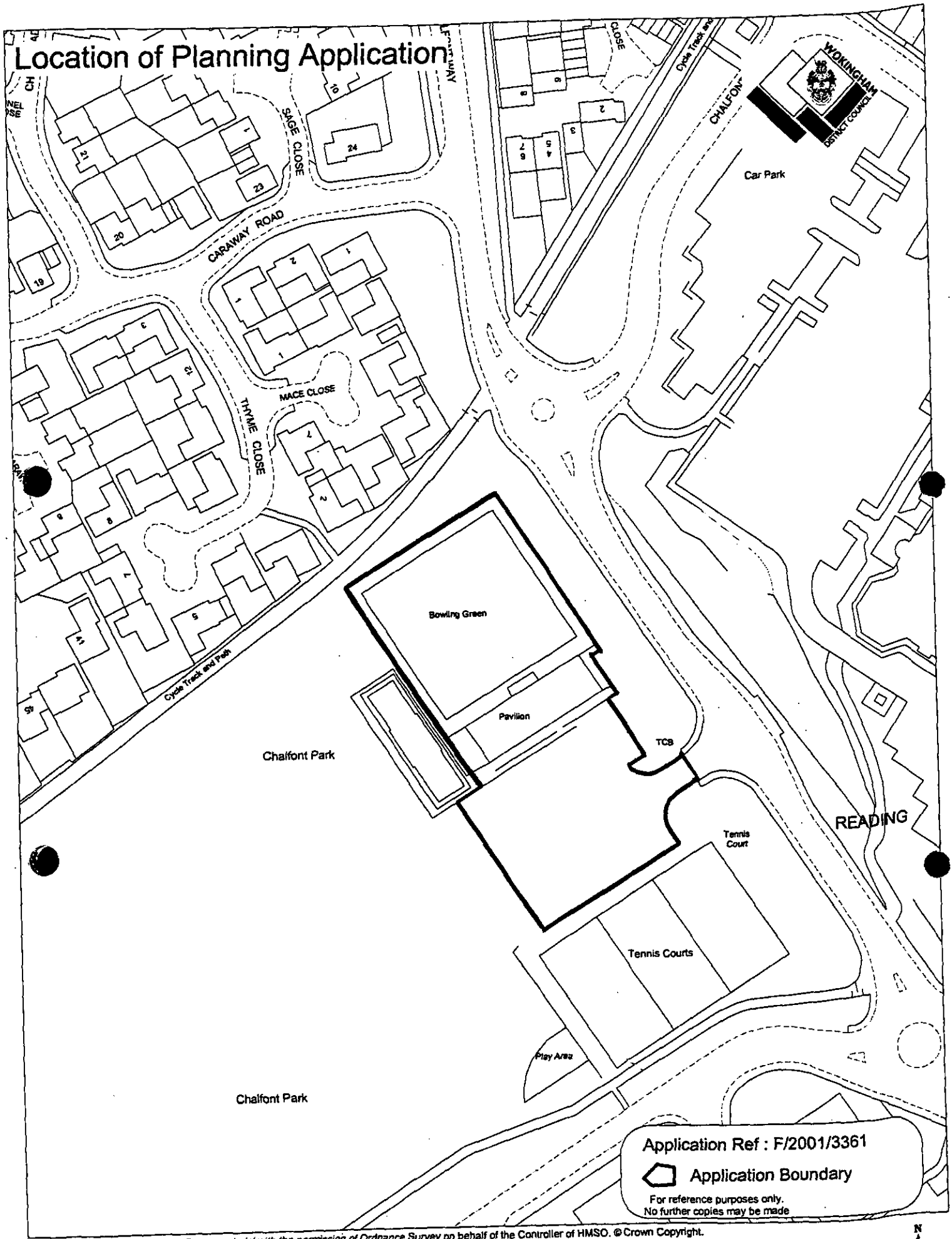


This map is based upon Ordnance Survey material with the permission of *Ordnance Survey* on behalf of the Controller of HMSO. © Crown Copyright.
Unauthorised reproduction infringes Crown Copyright and may lead to prosecution or civil proceedings. Wokingham District Council Licence LA086134

Development Control Section, Environmental Services, Wokingham District Council.

2 May 2001

Scale: 1 : 1250

3331

**WORK SHEET FOR :** Martin Durkan

**Application Number :** F/2001/3361

**Applicant :** Suttons Bowls Club .

**Location :** Suttons Bowls Club, Chalfont Way, Earley, Reading.

**Proposal :** Proposed erection of lights around bowling green.

| **Site Notice Displayed ? :** | YES | NO | DATE |
|---|---|---|---|
| | ✓ | | 13/03/01 |

**Date of Neighbour Notifications :** .....

**Date of Site Visit :** 13/03/01

**Date Registered : 12/02/2001**

**Earliest Date for Decision : 18/03/2001**

**Latest Consultation Date/Site Notice Expiry Date : 18/03/2001**

**This application will have expired on: 09/04/2001. You need to make a decision 1 day prior to this date for this application to count as determined in less than 8 weeks.**

**Consultation Responses :**

1. ENVIRONMENTAL HEALTH - UNABLE TO PROVIDE GUIDANCE.
2. HIGHWAYS - SHOULD AVOID GLARE TO DRIVERS.
3. PUBLIC RIGHTS OF WAY OFFICER - NO OBJECTIONS.
4. COUNCILLOR ROLLS - CONCERNED ABOUT EFFECT ON NEARBY BUNGALOWS. SHOULD NOT BE ALLOWED AFTER 9PM. VEGETATIVE SCREEN IS DUE TO BE REMOVED.
5. RAMBLERS' ASSOCIATION - NO COMMENTS
6. EARLEY TOWN - RESTRICT TO 9PM

**Planning Issues :** IMPACT ON AMENITY OF NEARBY RESIDENTIAL PROPERTIES.

**Application Number: F/2001/3361**

**Appraisal:**

The proposal is to erect 6 lighting columns along the north, west and east sides of the bowling green. The lighting would be on for 3 days a week (excluding weekends) between the hours of 7.30pm and 9.30pm for 3 specified months of the year.

There are no objections to the lighting columns themselves. The main concern is the potential impact of light spillage on the residential properties to the north of the site. These properties are single-storey houses. The properties mainly affected would be the four closest to the northern boundary of the bowling green (5 & 6 Mace Close and 2 & 3 Thyme Close). The other properties are further away from the application site and would only have either oblique views of the lighting or views over the rooftops of other houses.

Nos.5 & 6 Mace Close have south-facing windows that would be 23m to 25m away from the nearest lighting columns. There is a 2m high brick along their rear boundary with additional vegetative growth that rises above that height in places. This would screen their low-level windows from direct light spillage.

No.3 Thyme Close has windows in its eastern elevation that would be approximately 20m away from the nearest lighting column. No.2 Thyme Close has windows in its south elevation directly facing the site about 15m away from the nearest lighting column. There is no physical boundary at the rear of this property and only low-level planting. The latter two properties are those most likely to be affected by the proposed lighting.

There is some planting to the north of the bowling green, outside the site boundary. Although this provides some screening, its permanence cannot be guaranteed. (Councillor Rolls has suggested that some of it may be removed by the Council in the future.)

The proposed lighting would be directed away from the neighbouring residential properties, as well as downwards towards the surface of the bowling green. There would therefore be no glare directly entering the windows of the nearby houses. However, the lighting would be visible from some of them and residents could find this a source of some irritation or disturbance. On the other hand, given the limited times that the applicants propose to use the lighting it seems unlikely that the amenity of residents would be seriously harmed. Nevertheless, the effects can best be assessed by granting temporary planning permission in the first instance. It may be that the times of operation may need to be reviewed at the end of that period. It seems unlikely that there would be a case for disallowing the use of lighting completely and a temporary condition could therefore not be seen as unreasonable because of the initial cost to the applicants of installation. A condition should also be attached to require the fitting of hoods in order to modify the amount of light that is directed upwards. On that basis, it is recommended that temporary planning permission should be granted.

**Recommendation:** Approval. ✓ ~~Refusal~~

**Application Number F/2001/3361**

**Conditions**

| No | Std Reas | Non Std Conditions |
|---|---|---|
| *1* | *R003* | *This permission is for a limited period of time and shall expire on 30 September 2001, on or before which date the use of the lighting hereby permitted shall be discontinued.* |
| *2* | *R017* | *The lighting hereby permitted shall only be used between the hours of 19.30 and 21.30 for not more than three days per week (excluding weekends) during the months of May, August and September only.* |
| *3* | *R017* | *The lighting hereby permitted shall be directed away from the housing to the north of the site at all times. The lamps shall be fitted with external hoods capable of reducing the amount of light that is directed upwards. Details of the hoods shall be submitted to the local planning authority for approval and thereafter shall be retained for the duration of this permission.* |

**Informative**

1 A planning application for the continuation of the use of the lighting may be submitted following the expiration of this temporary permission. Any such application would be considered on its merits in the light of public consultation responses and the views of other interested parties.

2. N16
Loddon Area Local Plan Policies – LTV1, LBE2
Wokingham District Local Plan Policies – WOS2, WOS3, WOS6
Berkshire Structure Plan Policies – LD3

**RECOMMENDATION AND CONDITIONS AGREED:.....**
**(Development Control Manager)**

**Date:.....**

# RECORD OF SITE VISIT

**SITE ADDRESS:** Suttons Bowls Club
Chalfont Way Earley Reading.

**APPLICATION NUMBER:** F/2001/3361

**OFFICER:** Martin Durkan

**DATE OF SITE VISIT:** 13/03/01

**1 SITE/STATUTORY NOTICE DISPLAYED ?** YES

**2. DESCRIPTION OF SURROUNDINGS**
RESIDENTIAL DEVELOPMENT TO NORTH. PUBLIC OPEN SPACE TO WEST. PAVILION AND CAR PARK TO SOUTH. ASDA STORE TO EAST.

**3. DESCRIPTION OF SITE/BUILDING**
BOWLING GREEN WITH SINGLE-STOREY PAVILION AND CAR PARK.

**4. RELATIONSHIP TO ADJOINING PROPERTIES**
CHILDREN'S NURSERY ADJOINS THE SITE TO THE SOUTH-WEST

**5. SITE CONSTRAINTS**

**TREES** NONE ON SITE

**ACCESS/PARKING** VEHICULAR ACCESS FROM CHALFONT WAY

**LEVELS** EVEN

**BOUNDARY TREATMENT** 1.5M CLOSE-BOARDED FENCE

**OTHERS** ALONG WEST AND EAST BOUNDARIES. 1.5M WIRE MESH FENCE AND PLANTING ALONG NORTH BOUNDARY.

Tel: (0118) 974 6446

Date: 23 RD MARCH 2001

My ref: F/2001/3361

Environmental Services Department
Planning Services
P.O. Box 157
Shute End, Wokingham
Berkshire RG40 1WR
Tel: (0118) 974 6000
Fax: (0118) 974 6484
Minicom No: (0118) 974 6991
DX: 33506 – Wokingham

**CONFIDENTIAL**

Councillor F Rolls
14 Tiptree Close
Earley
RG6 4HS

Dear Councillor

**Application Number: F/2001/3361**
**Suttons Bowls Club, Chalfont Way, Earley, Reading.**
**Proposed erection of lights around bowling green.**

I write to let you know that the above mentioned application has been recommended for TEMPORARY APPROVAL: ☑ ~~REFUSAL: ☐~~ under delegated powers.

If you have any questions please do not hesitate to contact **Martin Durkan** on **(0118) 974 6446**. If you then feel the application needs to be transferred to the next available Development Control Committee for decision please fill in the form below.
This form must be received no later than 2 ND APRIL 2001

Yours faithfully

John Mitchell
Development Control Manager

---

**LISTING FORM**
Case officer: **Martin Durkan** Application Number: **F/2001/3361**
**Suttons Bowls Club, Chalfont Way, Earley, Reading.**
**Proposed erection of lights around bowling green.**

Transfer: Yes ☐ No ☐
Reason for Transfer:

_____

_____

Signed: _____ Date: _____

Councillor F Rolls

NB. It would be helpful for speedy decision making if you could respond, even if you do not wish this application to be transferred.

Tel: (0118) 974 6446

Date: 23RD MARCH 2001

My ref: F/2001/3361

Environmental Services Department
Planning Services
P.O. Box 157
Shute End, Wokingham
Berkshire RG40 1WR
Tel: (0118) 974 6000
Fax: (0118) 974 6484
Minicom No: (0118) 974 6991
DX: 33506 – Wokingham

**CONFIDENTIAL**

Councillor A Spratling
18 Moor Copse Close
Earley
RG6 7NA

Dear Councillor

**Application Number: F/2001/3361**
**Suttons Bowls Club, Chalfont Way, Earley, Reading.**
**Proposed erection of lights around bowling green..**

I write to let you know that the above mentioned application has been recommended for TEMPORARY APPROVAL: ☑ ~~REFUSAL:~~ ☐ under delegated powers.

If you have any questions please do not hesitate to contact **Martin Durkan** on **(0118) 974 6446**. If you then feel the application needs to be transferred to the next available Development Control Committee for decision please contact the Councillor for your area responsible for planning matters as soon as possible

Yours faithfully

John Mitchell
Development Control Manager

Tel: (0118) 974 6446

Date: 23RD MARCH 2001

My ref: F/2001/3361

Environmental Services Department
Planning Services
P.O. Box 157
Shute End, Wokingham
Berkshire RG40 1WR
Tel: (0118) 974 6000
Fax: (0118) 974 6484
Minicom No: (0118) 974 6991
DX: 33506 – Wokingham

**CONFIDENTIAL**

Councillor D Hare
9 Easby Way
Lower Earley
RG6 3XA

Dear Councillor

**Application Number: F/2001/3361**
**Suttons Bowls Club, Chalfont Way, Earley, Reading.**
**Proposed erection of lights around bowling green..**

~~I write to let~~ you know that the above mentioned application has been recommended for TEMPORARY APPROVAL: ☑ ~~REFUSAL: ☐~~ under delegated powers.

If you have any questions please do not hesitate to contact **Martin Durkan** on **(0118) 974 6446**. If you then feel the application needs to be transferred to the next available Development Control Committee for decision please contact the Councillor for your area responsible for planning matters as soon as possible

Yours faithfully

John Mitchell
Development Control Manager

# The Ramblers' Association
Working for walkers




13 March 2001

**Berkshire Area**
Groups: East Berks
Great Park • Loddon Valley
Mid-Berks • Pang Valley
South East Berks • West Berks

Your ref: Martin Durkan
F/2001/3361

Mr J Mitchell
Development Control Manager
WOKINGHAM DISTRICT COUNCIL

70 Broad Hinton
TWYFORD
Berks RG10 OLP

Tel/Fax: 0118 9320285

Dear Sir

Application No. F/2001/3361

Site: Suttons Bowls Club, Chalfont Way, Earley.

In response to your letter of 28th February, we have no comments to make concerning this particular application, but we thank you for giving us the opportunity of doing so.

Yours faithfully
**D. W BOUNDS**
Footpath Secretary
Ramblers' Association - Loddon Group

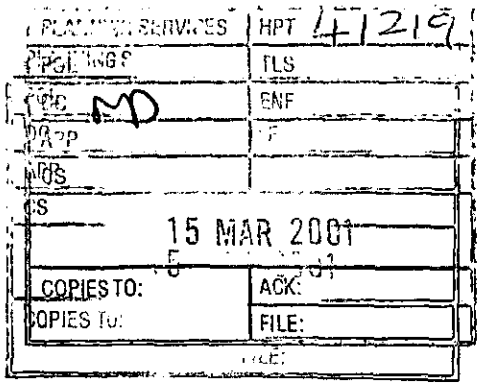

# WOKINGHAM DISTRICT COUNCIL
# ENVIRONMENTAL PROTECTION AND HOUSING

## MEMORANDUM


| | |
|---|---|
| PLANNING CONTROL | HPT 40464 |
| POL | TLS |
| DC | ENF |
| APP | |
| CS | |
| 28 FEB 2001 | |
| COPIES TO: | ACK: |
| | FILE: |


From: Joanne Ellis
Environmental Health

My Ref: jpe/lights

To: Martin Durkah
Development Control

Your Ref: F/2001/3361

Date. 26 February 2001

---

**PROPOSED: ERECTION OF LIGHTS AROUND BOWLING GREEN**

**LOCATION: SUTTONS BOWLS CLUB, CHALFONT WAY, EARLEY**

The Environmental Health department is not able to provide guidance in relation to light pollution matters.

Tel: (0118) 974 6446

Date: 22 February, 2001

Martin Durkan

Your ref:

My ref: F/2001/3361

Councillor F Rolls
14 Tiptree Close
Earley
RG6 4HS

| PLANNING SERVICES | HPT 40534 |
|---|---|
| POL | TLS |
| DC NO | ENF |
| APP | |
| CS | |
| 01 MAR 2001 | |
| COPIES TO: | ACK: |
| | FILE: |

WOKINGHAM DISTRICT COUNCIL


Environmental Services Department
Planning Services
P.O. Box 157
Shute End, Wokingham
Berkshire RG40 1WR
Tel: (0118) 974 6000
Fax: (0118) 974 6484
Minicom No: (0118) 974 6991
DX: 33506 – Wokingham


Dear Councillor

**Application No:** F/2001/3361

**Applicant:** Suttons Bowls Club .

**Proposal:** Proposed erection of lights around bowling green..

**Site Address:** Suttons Bowls Club, Chalfont Way, Earley, Reading.

This is to advise that I am in receipt of the above application.

Any applications for 10 or more new dwellings or more than 500 square metres of new industrial/office floor space will be considered at the next Service Amenity and Infrastructure (SAI) Panel meeting. If you have any suggestions that you feel should be taken into consideration relating to this or any other aspect of the application please contact the case officer Martin Durkan on (0118) 974 6446.

Yours faithfully,

*John Mitchell*

John Mitchell
Development Control Manager

Martin
I am very concerned about this. The lights are very near houses and bungalows with elderly 9 is the Latest the lights should be on.
There is a complication factor as park management means a lot of the tree/scrub they mention are about to come down! See Reg 2 each

Fin

51 ES 856

**HIGHWAYS CONSULTATION SHEET**

**From:** Martin Durkan **Date:** 22 February 2001

**Application Number:** F/2001/3361

**Proposal:** Proposed erection of lights around bowling green.

**Parish:** EARLEY TOWN

**Site Address:**
Suttons Bowls Club, Chalfont Way, Earley, Reading.

**Applicant:**
Suttons Bowls Club .

Your observations are required in respect of this application within **7 days** of the above date.

✓ below as applicable;

1) ☐ Recommend refusal for the reason(s) **stated below**;
2) ☑ Recommend approval but with condition(s) & reason(s) **stated below**;
3) ☐ Recommend approval with **no** condition(s) or reason(s).

The lights shall be designed to the satisfaction of the District Planning Authority, so that no glare or dazzle occurs to drivers of vehicles using the highway.

R:1HSRC

**Signed:** _____ **Print name:** Adam Coggins 28/02/01

FROM: Martin Durkan

DELEGATED

DATE: 22 February 2001

## EARLEY TOWN CONSULTATION SHEET

**Application Number:** F/2001/3361

**Proposal:** Proposed erection of lights around bowling green..

**Site Address:** Suttons Bowls Club, Chalfont Way, Earley, Reading.

**Applicant:** Suttons Bowls Club .

Your observations are required in respect of this application **by 18/03/2001** .

Councillors had no objection to this proposal in principle, provided that the design of the lights meant that there would be no disturbance to neighbouring residential properties, and particularly the neighbouring bungalows.

Whilst the Town Council, to date, has not received any indication of there being any objections to these proposals from neighbours, there is concern that those residents who may be affected do not fully appreciate the power of the lights that are proposed, and there could be some loss of amenity to neighbouring residential properties.

If the Planning Officer is mindful to approve this proposal, it is requested that a condition be imposed restricting the use of the lights after 9.00 p.m. This is not only to minimise any inconvenience caused by the lights, but also any noise nuisance which may be generated as a result of the increased use of the facilities at the Bowling Club.

SIGNED: _____ DATE: 15 MAR 2001

Clerk To Earley Parish/Town Council.

**To:**
**Public Rights Of Way Officer**
**F A O Graham Barnwell**

**From:** Martin Durkan

**Date:** 22 February 2001

**Application Number:** F/2001/3361

**Proposal:** Proposed erection of lights around bowling green..

**Site Address:**
Suttons Bowls Club, Chalfont Way, Earley, Reading.

**Applicant:**
Suttons Bowls Club .

Your observations are required in respect of this application within **7 days** of the above date.

---

No objections to this application.

28.2.2001

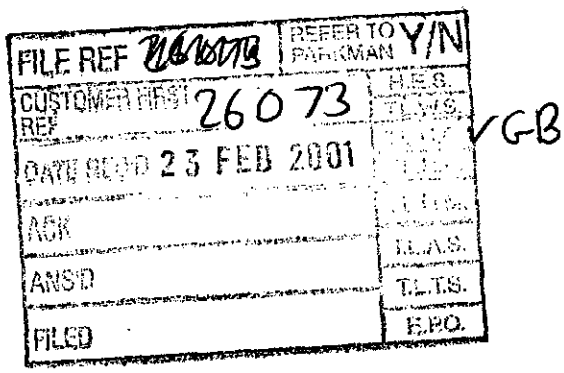


GB

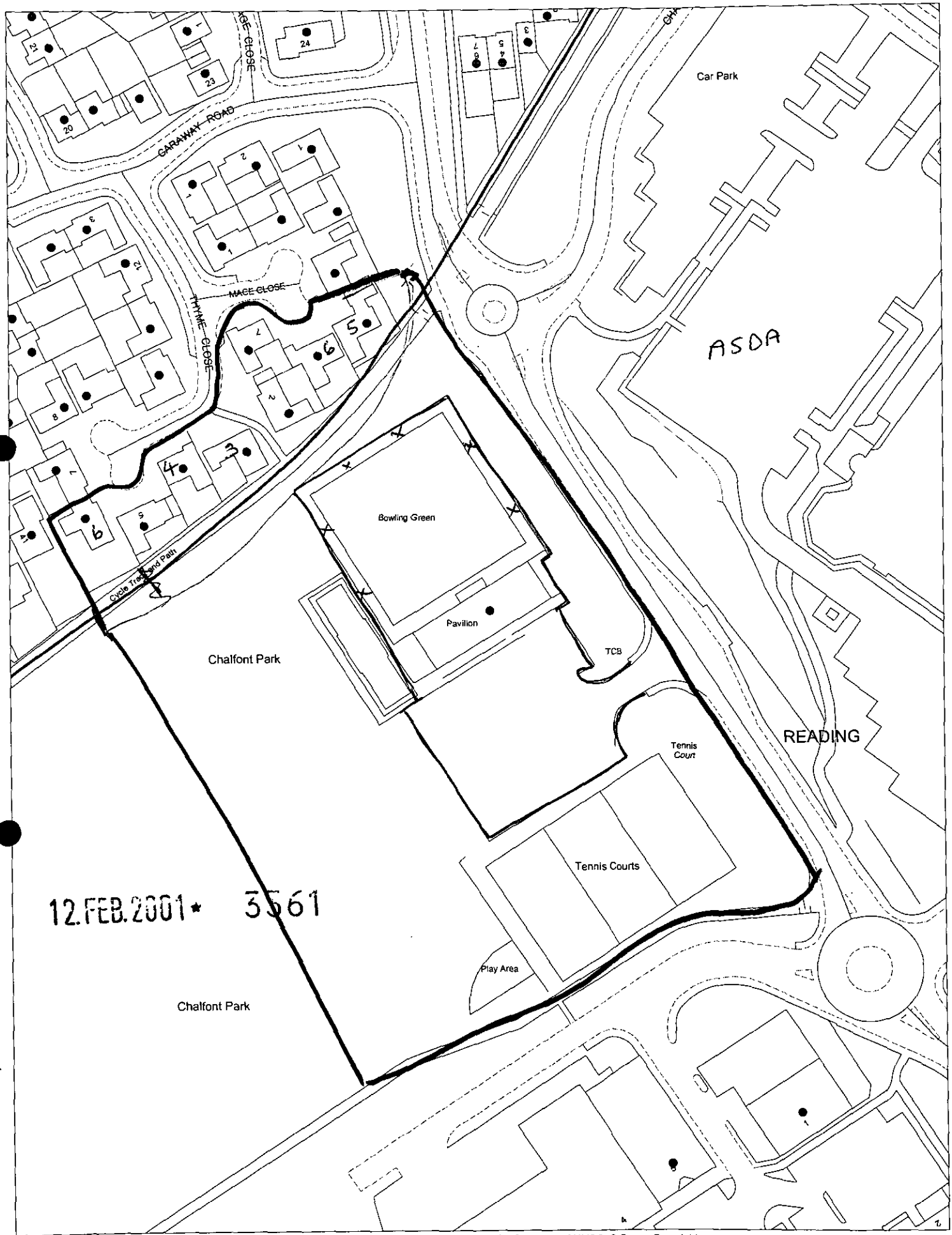


12.FEB.2001* 3561

This map is based upon Ordnance Survey material with the permission of Ordnance Survey on behalf of the Controller of HMSO. © Crown Copyright.
Unauthorised reproduction infringes Crown Copyright and may lead to prosecution or civil proceedings.Wokingham District Council Licence LA086134

Development Control Section, Environmental Services, Wokingham District Council.
14 February 2001

Scale: 1 : 1250

N
W E
S

# ADDITIONAL NEIGHBOUR CONSULTATION SHEET

**APPLICATION NUMBER: F/2001/3361**
**CASE OFFICER: Martin Durkan**

| ADDRESS OF ADDITIONAL NEIGHBOUR CONSULTATION | NUMBER OF DAYS FOR RESPONSE | DATE LETTER ISSUED (for Admin use) |
|---|---|---|
| | | |
| | | |
| | | |
| | | |
| | | |
| | | |
| | | |
| | | |
| | | |
| | | |
| | | |
| | | |
| | | |
| | | |
| | | |
| | | |
| | | |
| | | |
| | | |
| | | |
| | | |
| | | |
| | | |

**Received by Wokingham District Council**

# Application No: F/2001/3361

**PROPOSAL:**
Proposed erection of lights around bowling green.

**LOCATION:**
Suttons Bowls Club, Chalfont Way, Earley, Reading.

**The application is available for inspection at the locations & during the times detailed below:**

**WOKINGHAM DISTRICT COUNCIL, PLANNING RECEPTION, SHUTE END, WOKINGHAM between 8.30 - 5.00 Monday - Thursday & 8.30 - 4.00 Friday.**
**(TEL: (0118) 974 6428)**
**OR**
**WOODLEY LIBRARY, HEADLEY ROAD, WOODLEY between 9.30am - 7.00pm Mon, Thurs & Fri. 9.30am - 5.00pm Tues, 9.30am - 1.00pm Saturday. (closed all day Wednesday). If you intend to view this application at Woodley Library or Earley Town Council (see details above & below) please allow 4 days from the date of this notice for delivery of plans.**
**OR**
**EARLEY TOWN COUNCIL, RADSTOCK HOUSE, RADSTOCK LANE, EARLEY between 9.00am – 1.00pm & 2.00pm – 4.30pm Monday to Friday.**
**(TEL: (0118) 986 8995)**

**Comments should be sent in writing QUOTING THE APPLICATION NUMBER to the Case Officer Martin Durkan P.O. Box 157 Council Offices, Shute End, Wokingham Berkshire, RG40 1WR to arrive on or before 18/03/2001. Written comments submitted will become available for public inspection.**

**In view of the very large number of planning applications and letters of comment received, it will not normally be possible for an individual reply to observations made. However any comments will be taken into account when the application is determined and you will be notified of the decision.**

**Head of Planning and Transportation**

**22 February 2001**

Mr M L Thorp - Principal Development Officer
Development Control
Wokingham District Council
P.O. Box 157
Shute End
Wokingham
RG40 1WR

Suttons Bowling Club
Chalfont Way
Lower Earley
Reading
Berkshire
RG6 5HQ

01189 750192




26 April 2001

Dear Mr Thorp

**RE: Planning Application, Proposed Lighting of Bowling Green, Chalfont Way, Lower Earley.**

Following our recent telephone conversation I'm pleased to confirm the expected use of proposed lighting scheme.

The bowling green opens in the later part of April and closes in the last week of September every year. The introduction of lighting will not increase the length of season or normal times of play. It will however enhance the enjoyment of players by enabling them to see the game more clearly during the later part of the evening in the months of May, August & September. The hours of operation 7.30pm to 9.30pm, during no more than three weekdays evenings each week. The lighting scheme will not be used at weekends.

We will have a representative of our club at the planning meeting 2 May, to explain our requirements and answer any questions the committee may have.

If you require further information or details please contact me on tel. 01256 304248, please address all written correspondence to the Secretary of the Suttons Bowling Club.

Yours Sincerely

Duncan Christie
Club Member

Development Control Manager

---

**LISTING FORM**

Case officer: **Martin Durkan** Application Number: **F/2001/3361**

**Suttons Bowls Club, Chalfont Way, Earley, Reading.**

**Proposed erection of lights around bowling green.**

Transfer: Yes ☑ No ☐

Reason for Transfer:

The planting used as a reason why the lights will not affect people may be removed. The application would then be un-neighbourly

Signed: F Rolls Date: 28/3/01

Councillor F Rolls

NB. It would be helpful for speedy decision making if you could respond, even if you do not wish this application to be transferred.

1792

MD

I have today displayed the site notice(s) in a prominent position on the land/ buildings to which the application number F/2001/3361 relates.

Address of site SUTTONS BOWLS CLUB

CHALFONT WAY, LOWER EARLEY, READING

Signed

Date 4TH MARCH 2001.

Postage will be paid by licensee

Do not affix Postage Stamps if posted in Gt. Britian, Channel Islands, N Ireland or the Isle of Man



USE YOUR

CO

Business reply service
License no. RG147

**Planning Services**
**Environmental Services Department**
**Wokingham District Council**
**Council Offices**
**Shute End**
**Wokingham**
**Berkshire RG40 1BR**

1

1764

AREA 9

ADDRESS LOWER LARLEY PARISH

PLOT No. CHALFONT PARK ORD. SHEET No.

BUILDER 01945 28480

| Plan No. | Applicant | Description of Development | Date of Decision | Decision |
|---|---|---|---|---|
| BRA4029 | SPEYHANK | BOWLING CLUB PAVILION | ~~18.1.88~~ 6.4.88 | ~~REF~~ APP |
| 34646 | WDC | PAVILION / PORTERLOO | 26.6.90 | 30.4.9 |
| | | | | |
| | | | | |
| | | | | |
| | | | | |
| | | | | |
| | | | | |
| | | | | |
| | | | | |
| | | | | |

12 FEB 2001 *

5561

DATE OF COMPLETION

MINISTRY DECISION

SPECIAL ORDERS PD Eng - Pavilion - additional fence - 03.10.00

DRAINAGE







1769a

# WOKINGHAM DISTRICT COUNCIL
# PLANNING APPLICATION

PART 1

APPLICATION FOR PERMISSION TO CARRY OUT DEVELOPMENT - TOWN AND COUNTRY PLANNING ACTS

Please answer **ALL QUESTIONS** in **BLOCK LETTERS**. If a question is not applicable, answer N/A in space. Please submit **SIX** copies of this form and plans to:-

THE DISTRICT PLANNING OFFICER
WOKINGHAM DISTRICT COUNCIL
PLANNING DEPARTMENT
P O Box No. 157
COUNCIL OFFICES
SHUTE END
WOKINGHAM
BERKSHIRE, RG40 1WR

FOR OFFICE USE ONLY

12 FEB 2001 5561

| | | |
|---|---|---|
| 1. | APPLICANT'S NAME | SUTTONS BOWLS CLUB |
| | ADDRESS | CHALFONT WAY<br>LOWER EARLEY. READING. |
| | POST CODE | RG6 5HQ PHONE 0118 7501912 |
| 2. If the applicant has an agent, all correspondence will be sent to the agent | AGENT'S NAME | |
| | ADDRESS | |
| | POST CODE | PHONE |
| 3. On the plans show the SITE outlined in RED Show also OTHER land in the applicant's ownership or control in BLUE. | SITE LOCATION | SUTTONS BOWLS CLUB, CHALFONT WAY LOWER EARLEY READING. RG6 5HQ |
| 4. WHAT IS THE APPLICATION FOR ? Give brief details and state for what purpose this site and any buildings will be used. | | BOWLS GREEN LIGHTING - PLEASE SEE ACCOMPANING LETTER DATD 7/2/01 |
| 5. Give the area in hectares or part of a hectare | AREA OF SITE | 0.45 OF A HECTARE |
| 6. State the applicant's interest in the land e.g. owner, prospective purchaser, lessee | OWNERSHIP | LEASSEE (99 YEAR LEASE WITH W.B.C.) |
| 7. List all the plans and drawings submitted with the application | PLANS/DRAWINGS | ORDNANCE SURVEY, THORN LIGHTING DRAWINGS, LANTORN ILLUSTRATION, COLUMN ILLUSTRATION. |

8. DOES THE APPLICATION INVOLVE ANY OF THE FOLLOWING ?
Tick the boxes(x)

| | | | | |
|---|---|---|---|---|
| CHANGE OF USE | ☐ | | REDEVELOPMENT | ☐ |
| ERECTION OF NEW BUILDING | ☐ | | ALTERATION or EXTENSION | ☑ |

9. WHAT TYPE OF APPLICATION IS THIS ?
Tick one box only

| | | |
|---|---|---|
| OUTLINE PERMISSION | ☐ | See question 10 |
| FULL PERMISSION | ☑ | |
| APPROVAL OF DETAILS/RESERVED MATTERS | ☐ | State relevant outline permission number Also complete Question 10 |
| TEMPORARY PERMISSION | ☐ | State period required |
| RELAXATION OF CONDITIONS | ☐ | State relevant application number Conditions to be relaxed |

10. IF THIS IS AN OUTLINE APPLICATION OR AN APPROVAL OF RESERVED MATTERS, which details, if any, do you wish to be considered as part of this application ?

| | | | |
|---|---|---|---|
| | | SITING | ☐ |
| EXTERNAL APPEARANCE | ☐ | DESIGN | ☐ |
| MEANS OF ACCESS | ☐ | LANDSCAPING | ☐ |

11. WHAT IS THE EXISTING USE OF THE LAND AND/OR BUILDING(S) e.g. residential, industrial, etc. If the site is vacant say so, and also state its previous use and when that ceased.

LEISURE (GREEN BOWLING)

12. DOES A PUBLIC RIGHT OF WAY CROSS OR ABUT THE SITE OR THE PROPOSED ACCESS? YES/~~NO~~ If yes, show existing route(s) and any proposed alternatives on the plans

13. ARE THERE ANY TREES ON THE SITE? IF YES, ARE ANY TO BE FELLED? NONE TO BE FELLED YES/~~NO~~ If yes, please show their positions, spread and species on the plans and which, if any, are to be felled.

14. STATE EXTERNAL MATERIALS TO BE USED.

15. HOW WILL THE SITE BE ENCLOSED? Say whether walls, fences or hedges, and give height, colour and materials. If the site is divided into plots, say how each is to be enclosed.

AS EXISTING

16. HOW WILL SURFACE WATER BE DISPOSED OF?

AS EXISTING

17. HOW WILL FOUL SEWAGE BE DISPOSED OF? To existing system YES/NO N/A
If no, please give details

18. WHAT ARE THE ACCESS ARRANGEMENTS?
AS EXISTING
AS PROPOSED
Give details of pedestrian and vehicular access

AS EXISTING

19. HAS PROVISION BEEN MADE FOR THE DISABLED? See notes for applicants

AS EXISTING

20. IF THIS PROPOSAL INVOLVES RESIDENTIAL DEVELOPMENT OR THE LOSS OF RESIDENTIAL UNITS, COMPLETE THE FOLLOWING TABLE

| | No. OF DWELLINGS/HABITABLE ROOMS PROPOSED | | TO BE RETAINED | | TO BE LOST | |
|---|---|---|---|---|---|---|
| HOUSE | / | * | / | * | / | * |
| BUNGALOW | / | * | / | * | / | * |
| FLAT/MAISONETTE | / | * | / | * | / | * |
| OTHER | / | * | / | * | / | * |

* STATE No. OF HABITABLE ROOMS

21. DOES THE PROPOSAL INVOLVE ANY NON-RESIDENTIAL BUILDING OR USE? YES/~~NO~~ If YES, complete Part 2 of the form

22. DOES THE PROPOSAL INVOLVE THE WINNING, WORKING OR PROCESSING OF MINERALS: THE DISPOSAL OF MINERAL WASTE, OR THE DEPOSIT OR PROCESSING OF REFUSE AND WASTE MATERIALS? ~~YES~~/NO If YES, please ask for and complete Part 3 of the form

23. STATE THE FEE ENCLOSED WITH THIS APPLICATION
*The current scale of fees is enclosed. If you believe a reduced fee or no fee is payable, say why.*

£95.00

*I hereby apply for permission in respect of the particulars described above and in the attached plans and drawings. If planning permission is granted, the development must be carried out strictly in accordance with the approved plans. Failure to do so could result in enforcement action being taken. Permission under the Town & Country Planning Acts does not obviate the possible need to apply for Building Regulations approval.*

SIGNED D Allen ON BEHALF OF SUTTONS BOWLS CWS DATE 7/2/01

**Before submitting the application check that it is complete, that all questions have been answered and that the site boundary and the new work are clearly edged in red on the plans. Every application must be accompanied by the appropriate certificate and fee. See "NOTES TO HELP APPLICANTS".**

1769c

# PLANNING APPLICATION

PART 2

This part of the form need only be completed if the application involves non-residential development. Please answer all questions in print or block letters. If the answer is not applicable, write N/A in the space. You may wish to amplify your answers in a covering letter.

24. STATE THE GROSS FLOOR SPACE (by external measurement) OF ALL BUILDINGS TO WHICH THIS APPLICATION REFERS. Please give all floor areas in SQUARE METRES.

| | USE CLASS | Existing floor space | | Proposed additional floorspace created by | |
|---|---|---|---|---|---|
| | | Retained in existing use | Lost by change of use or demolition | New building | Change of use |
| A1 | SHOPS | | | | |
| A2 | FINANCIAL AND PROFESSIONAL SERVICES | | | | |
| A3 | FOOD AND DRINK | | | | |
| B1(a) | OFFICE (other than A2) | | | | |
| B1 (b) | RESEARCH AND DEVELOPMENT | | | | |
| B1 (c) | LIGHT INDUSTRIAL | | | | |
| B2 | GENERAL INDUSTRIAL | | | | |
| B3-7 | SPECIAL INDUSTRIAL | | | | |
| B8 | STORAGE OR DISTRIBUTION | | | | |
| C1 | HOTELS AND HOSTELS | | | | |
| C2 | RESIDENTIAL INSTITUTIONS | | | | |
| D1 | NON-RESIDENTIAL INSTITUTIONS | | | | |
| D2 | ASSEMBLY AND LEISURE | CWB House 320 m² | | | |
| OTHER | Please Specify | | | | |
| OTHER | Please Specify | | | | |
| | TOTAL | | | | |

25. IF C1 OR C2 USE IS PROPOSED, PLEASE STATE NUMBER OF BED SPACES — N/A

26. WHAT PROVISION IS BEING MADE FOR PARKING?

| | Cars | Lorries |
|---|---|---|
| Existing | | |
| Proposed | | |

27. DESCRIBE THE ACTIVITY OR PROCESSES TO BE CARRIED ON
Please provide details of any equipment, plant or machinery to be installed and any end products. You may wish to amplify your answers in a covering letter. — BOWLING CWB

28. WHO WILL OCCUPY THE PREMISES?
a) Give the name and current operating address of the proposed occupier
b) Will these premises be vacated? — THE CLUB

29. IF KNOWN, HOW MANY PEOPLE ARE LIKELY TO BE EMPLOYED ON SITE AFTER COMPLETION OF THE DEVELOPMENT?

| Existing Staff | Transferred Staff | New Staff | Total |
|---|---|---|---|
| N/A | | | |

30. DOES THE PROPOSAL INVOLVE THE USE OR STORAGE OF ANY OF THE HAZARDOUS SUBSTANCES LISTED IN THE NOTES?
If so, state this material, the quantity and method of storage. — N/A

Before submitting the application check that it is complete, that all questions have been answered and that the site boundary and the new work are clearly edged in red on the plans. Every application must be accompanied by the appropriate certificate and fee. See 'NOTES TO HELP APPLICANTS'.

1769d

# YOUR PLANNING APPLICATION

## WHY DO YOU NEED TO MAKE A PLANNING APPLICATION ?

New buildings, major alterations and enlargement of existing buildings, and many changes in the use of buildings and land need planning permission.
The Town and Country Planning Acts impose a duty on Local Authorities to control these changes, and this means that a balance has to be found between the need and pressure for change, and the desire to protect the character of settlements and the countryside.
The merits of each application are, therefore, carefully examined.

## WHAT ELSE MAY YOU HAVE TO DO ?

| | |
|---|---|
| *Listed Building Consent:* | *for works to a Listed Building; or for demolition works on land within the curtilage of a Listed Building or within a Conservation Area.* |
| Advertisement Consent: | for the display of advertisements or signs |
| Building Regulation Approval: | for most new building or construction work. |

Special forms are available for these types of applications.

*You should also check whether there are any other regulations with which you may need to comply.*

## WHAT HAPPENS TO THE APPLICATION ?

It will first be checked to see if it is complete and if it is, it will be registered.

Consultations will be carried out with public and other bodies, such as the Highway Authority, or Local Parish Councils.

Publicity may be given to allow local people the opportunity to comment on your proposals.

The application will be considered in relation to the Council's planning policies and guidelines, the past history of decisions on that site or in the locality, other standards (such as parking, or visibility at road junctions), and any other material considerations.

The site will be visited by a Planning Officer You may be asked to submit more information, or to amend your application.

The application will then be considered either by a Planning Committee or Sub Committee (made up of Councillors) or by the Chief Officer responsible for planning matters. Objections to an application will be taken into consideration by the Committee or the Chief Officer.

Shortly after the application has been determined, you will receive a Decision Notice.

## HOW LONG WILL IT TAKE ?

An application will generally be determined within eight weeks although a longer period may sometimes be required for a complicated application.

## WHAT SORT OF DECISION CAN BE MADE ?

Your application may be approved.

Your application may be approved subject to certain conditions. These could impose restictions on the use of land or buildings, or require further details to be approved at a later stage, (e.g. materials or landscaping).
You may appeal against the conditions, but this opens the entire permission to review by the Secretary of State.

Your application may be refused. The reason will be listed on the Decision Notice.

## WHAT HAPPENS IF THE APPLICATION IS REFUSED ?

You have the right to appeal against the refusal to the Secretary of State, but you have to do that within six months.
Appeals can be dealt with by written representations by both sides, or by a Public Inquiry.
You may ask the Planning Officer whether an amended application would be more likely to receive planning permission.

DATA PROTECTION ACT 1984

'Information contained in this form is likely to be personal data within the terms of the Data Protection Act 1984, and as such will be held by the Council on computer (such as the PLANAPS applications processing system) and may be used by the Council only for purposes registered under the terms of the Data Protection Act.'

1789/a

# SECTION 66 CERTIFICATE

Application No. 12 FEB 2001 * 3361

**Please fill in both Certificate A, B, C or D and the Agricultural Holdings Certificate. Delete sections not relevant.**

(a) "Owner" means a person having a freehold interest or leasehold interest the unexpired term of which is not less than 7 years.

**OR**

+ See Note (a) to Certificate A

**OR**

(b) Insert description of steps taken.

(c) Name of local newspaper circulating in the area where the land is situated.

(d) Date of publication (which must be not earlier than the beginning of the period of 21 days ending with the date of the application).

## CERTIFICATE A

I certify that:

at the beginning of the period of 21 days ending with the date of the accompanying application, nobody, except the applicant, was the owner of (a) of any part of the land to which the application relates.

## CERTIFICATE B

I certify that:

I have/The applicant has* given the required notice to everyone else who, at the beginning of the period of 21 days ending with the date of the accompanying application was the owner (a) of any part of the land to which the application relates, as listed below.

| Owner's(a) name | Address at which notice was served | Date on which notice was served |
|---|---|---|
| | | |

## CERTIFICATE C

I certify that

- I/The applicant* cannot issued a certificate in accordance with either paragraph (a) or paragraph (b) of Section 66(1) of the Act in respect of the accompanying application.

- I have/The applicant has* given the required notice to the persons specified below, being persons who at the beginning of the period of 21 days ending with the date of the application were owners (a) of any part of the land to which the application relates.

| Owner's(a) name | Address at which notice was served | Date on which notice was served |
|---|---|---|
| | | |

- I have/The applicant has* taken all reasonable steps open to me/him/her* to find out the names and addresses of the other owners (a) of the land, or of a part of it, but have/has* been unable to do so. These steps were as follows:

  (b) . . . . . .

  . . . . . .

- Notice of the application as attached to this Certificate, has been published in

  the (c) . . . . . .

  on (d) . . . . . .

1789/b

## CERTIFICATE D

I certify that

● I/The applicant cannot issue a certificate in accordance with paragraph (a) of Section 66 of the Act in respect of the accompanying application.

**OR**

● I/The applicant have/has taken all reasonable steps open to me/him/her to find out the names and addresses of everyone else who, at the beginning of the period of 21 days beginning with the date of application was the owner (a) of any part of the land to which the application relates, but have/has been unable to do so. These steps were as follows:

(b) . . . . . .

. . . . . .

(b) Insert description of steps taken

(c) Insert name of local newspaper circulating in the area where the land is situated.

(d) Insert date of publication (which must not be earlier than the beginning of the period of 21 days ending with the date of the application).

● Notice of the application as attached to this Certificate, has been published in the (c) . . . . . .

on (d) . . . . . ●

## ALL APPLICANTS MUST COMPLETE THIS SECTION

If any of the site is part of an area of land which is let or there is an agreement to let the land for agricultural purposes to a tenant, it may be an agricultural holding. Further advice may be obtained from the Department.

### Agricultural Holdings Certificate

***One or other section must be crossed through as not applicable.***

If the applicant is the sole agricultural tenant he or she must delete the first alternative and insert "not applicable" as the information required by the second alternative.

● None of the land to which the application relates is, or is part of, an agricultural holding.

**OR**

● I have/The applicant has given the required notice to every person other than my/him/herself who, at the beginning of the period of 21 days ending with the date of the application, was a tenant of an agricultural holding on all or part of the land to which the application relates, as follows:

| Tenant's name | Address at which notice was served | Date on which notice was served |
|---|---|---|
| | | |

× Signed . . . . . D. CHRISTIE

On behalf of . . SUTTONS BOWLS CLUB . . . . .

× Date . . . . 7/2/01 . . . . . .

**TOWN AND COUNTRY PLANNING ACT, 1990**
**TOWN & COUNTRY PLANNING GENERAL DEVELOPMENT ORDER 1988**
*Certificate under Section 66*

Mr M L Thorp - Principal Development Officer
Development Control
Wokingham District Council
P.O. Box 157
Shute End
Wokingham
RG40 1WR

Suttons Bowling Club
Chalfont Way
Lower Earley
Reading
Berkshire
RG6 5HQ

01189 750192

7 February 2001

12.FEB.2001* 3361

Dear Mr Thorp

**RE: Planning Application, Proposed Lighting of Bowling Green, Chalfont Way, Lower Earley.**

Thank you for your letter dated 24 January 2001 re the above subject. Please find additional information as requested for our proposed scheme for lighting the bowls green in chalfont Way, Lower Earley.

The hours of use would occur in the months of May, August & September between the hours of 19:30 to 21.30, during no more than three weekdays evenings. The lighting scheme will not be used at weekends.

There are trees 4-5mts high and shrubs 1-3mts high along the north west perimeter of the bowling green (as marked on drawings) which give good screening to local residents. In addition ensured none of the laterns are facing in the direction of residential property.

Based on a 65 degree aiming angle the proportion of direct upward light would be in the region of 6-8 percent. An external hood to reduce this is available and can be fitted if required.

If you require further information or details please contact me on tel. 01256 304248, please address all written correspondence to the Secretary of the Suttons Bowling Club.

Yours Sincerely

Duncan Christie
Club Member

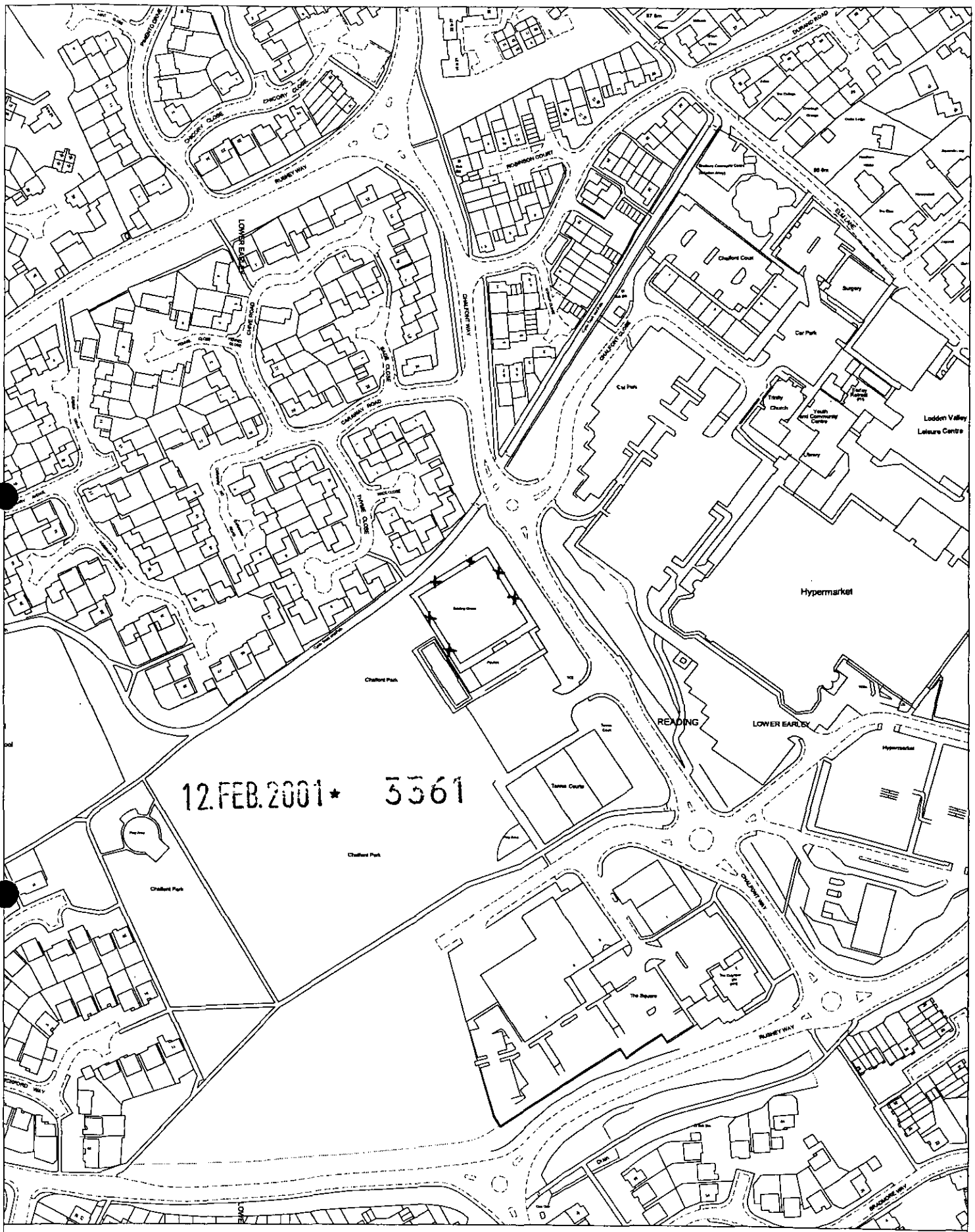


12.FEB.2001* 5561

## Site Plan, Scale: 1 to 2500

This copy has been produced specifically for the map return scheme purposes only. No further copies may be made.

This map is reproduced from Ordnance Survey material with the permission of Ordnance Survey on behalf of the Controller of HMSO Office. © Crown Copyright. Wokingham District Council, Licence No. LA086134

Date: 26 January 2001

N
W E
S

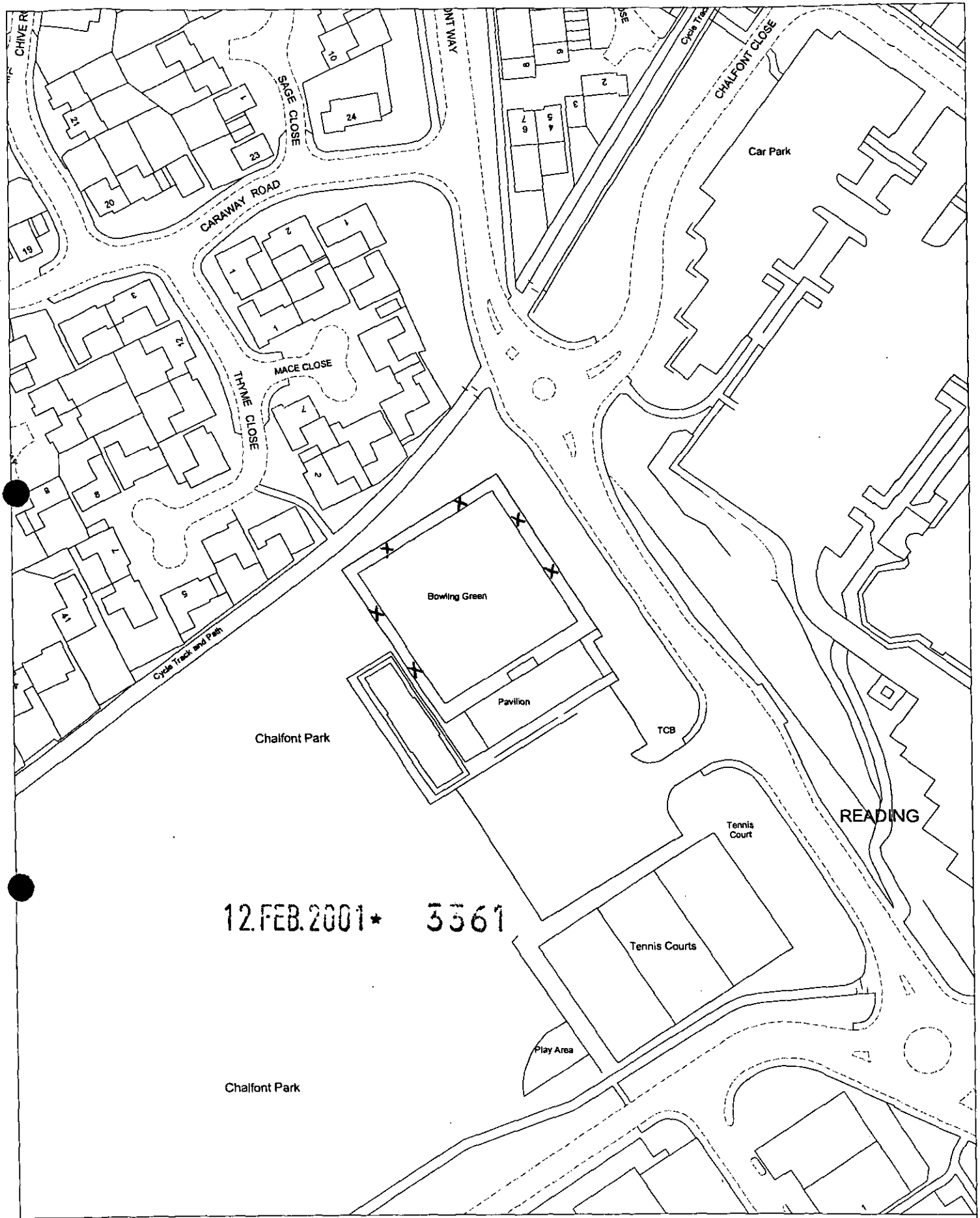


12.FEB.2001* 3561

## Site Plan, Scale: 1 to 1250

This copy has been produced specifically for the map return scheme purposes only. No further copies may be made.

This map is reproduced from Ordnance Survey material with the permission of Ordnance Survey on behalf of the Controller of HMSO Office. © Crown Copyright. Wokingham District Council, Licence No. LA086134

Date: 26 January 2001

N
W E
S

THORN

*SUTTONS BOWLING CLUB*
*READING*

# ILLUMINANCE PLOTS
# HORIZONTAL
# PLAYING AREA

12.FEB.2001 * 3361

SUTTONS BOWLS CLUB
HORIZONTAL GREEN

Date: 10/11/00
Scheme: 05/S/02011
Ref: 0201100/06

# Horizontal Illuminance on Horz. 1 (Lux)

12.FEB.2001 3361

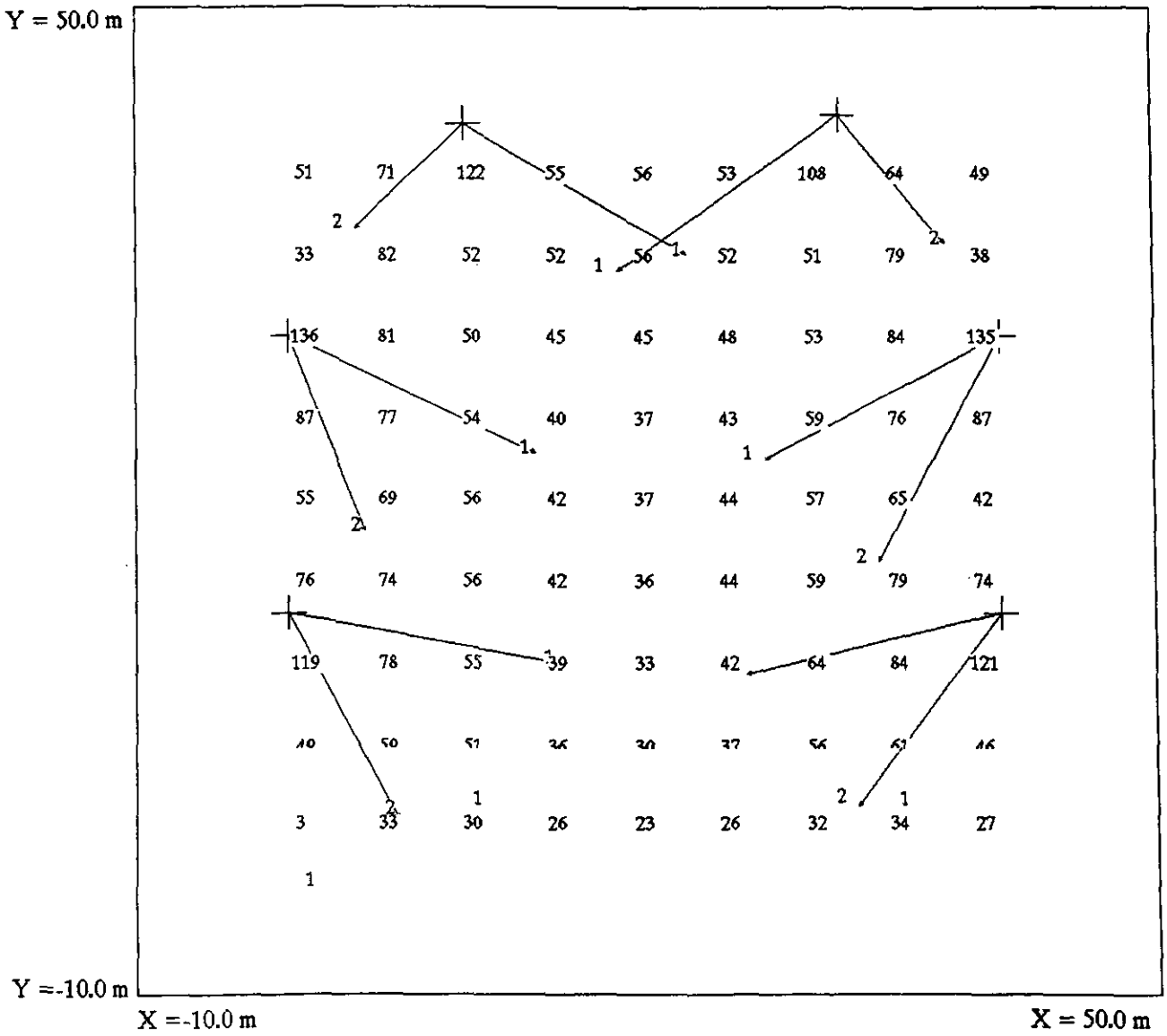

SUTTONS BOWLS CLUB
HORIZONTAL GREEN

Date: 10/11/00
Scheme: 05/S/02011
Ref: 0201100/06

# Horizontal Illuminance on Horz. 1 (Lux)



| | | | | | | | | | |
|---|---|---|---|---|---|---|---|---|---|
| 40 | 51 | 71 | 122 | 55 | 56 | 53 | 108 | 64 | 49 |
| 35 | 33 | 82 | 52 | 52 | 56 | 52 | 51 | 79 | 38 |
| 30 | 136 | 81 | 50 | 45 | 45 | 48 | 53 | 84 | 135 |
| 25 | 87 | 77 | 54 | 40 | 37 | 43 | 59 | 76 | 87 |
| 20 | 55 | 69 | 56 | 42 | 37 | 44 | 57 | 65 | 42 |
| 15 | 76 | 74 | 56 | 42 | 36 | 44 | 59 | 79 | 74 |
| 10 | 119 | 78 | 55 | 39 | 33 | 42 | 64 | 84 | 121 |
| 5 | 49 | 59 | 51 | 36 | 30 | 37 | 56 | 61 | 46 |
| 0 | 31 | 33 | 30 | 26 | 23 | 26 | 32 | 34 | 27 |
| | 0 | 5 | 10 | 15 | 20 | 25 | 30 | 35 | 40 |

Minimum Illuminance: 23 Lux
Maximum Illuminance: 136 Lux
Average Illuminance: 57 Lux

Uniformity (Min/Max): 0.17
Uniformity (Min/Ave): 0.40
Utilisation Factor: 0.42

12.FEB.2001 * 3361

THORN

*SUTTONS BOWLING GREEN*
*READING*

# ILLUMINANCE PLOTS
# OVERSPILL
# HORIZONTAL

12.FEB.2001* 3361

SUTTONS BOWLS CLUB
HORIZONTAL OVERSPILL

Date: 10/11/00
Scheme: 05/S/02011
Ref: 0201100/06

# Horizontal Illuminance on Horz. 1 (Lux)

12 FEB 2001 3361

12 FEB 2001



SUTTONS BOWLS CLUB
HORIZONTAL OVERSPILL

Date: 10/11/00
Scheme: 05/S/02011
Ref: 0201100/06

# Horizontal Illuminance on Horz. 1 (Lux)



| | | | | | | | | | | | | | | | | |
|---|---|---|---|---|---|---|---|---|---|---|---|---|---|---|---|---|
| 60 | 0 | 0 | 0 | 0 | 0 | 0 | 0 | 0 | 0 | 0 | 0 | 0 | 0 | 0 | 0 | 0 |
| 55 | 0 | 0 | 1 | 1 | 1 | 1 | 1 | 1 | 1 | 1 | 1 | 0 | 0 | 0 | 0 | 0 |
| 50 | 3 | 2 | 2 | 6 | 7 | 7 | 2 | 2 | 3 | 2 | 1 | 1 | 1 | 1 | 0 | 0 |
| 45 | 14 | 34 | 19 | 35 | 24 | 33 | 46 | 42 | 14 | 6 | 3 | 2 | 1 | 1 | 1 | 0 |
| 40 | 51 | 71 | 122 | 55 | 56 | 53 | 108 | 64 | 49 | 19 | 7 | 3 | 2 | 1 | 1 | 1 |
| 35 | 33 | 82 | 52 | 52 | 56 | 52 | 51 | 79 | 38 | 16 | 8 | 4 | 2 | 1 | 1 | 1 |
| 30 | 136 | 81 | 50 | 45 | 45 | 48 | 53 | 84 | 135 | 11 | 6 | 3 | 2 | 1 | 1 | 1 |
| 25 | 87 | 77 | 54 | 40 | 37 | 43 | 59 | 76 | 87 | 24 | 5 | 3 | 2 | 1 | 1 | 1 |
| 20 | 55 | 69 | 56 | 42 | 37 | 44 | 57 | 65 | 42 | 15 | 5 | 2 | 2 | 1 | 1 | 1 |
| 15 | 76 | 74 | 56 | 42 | 36 | 44 | 59 | 79 | 74 | 12 | 4 | 2 | 1 | 1 | 1 | 1 |
| 10 | 119 | 78 | 55 | 39 | 33 | 42 | 64 | 84 | 121 | 21 | 4 | 2 | 1 | 1 | 1 | 1 |
| 5 | 49 | 59 | 51 | 36 | 30 | 37 | 56 | 61 | 46 | 15 | 4 | 2 | 1 | 1 | 1 | 1 |
| 0 | 31 | 33 | 30 | 26 | 23 | 26 | 32 | 34 | 27 | 9 | 4 | 2 | 1 | 1 | 1 | 0 |
| | 0 | 5 | 10 | 15 | 20 | 25 | 30 | 35 | 40 | 45 | 50 | 55 | 60 | 65 | 70 | 75 |

Minimum Illuminance: 0 Lux
Maximum Illuminance: 136 Lux
Average Illuminance: 24 Lux

Uniformity (Min/Max): 0.00
Uniformity (Min/Ave): 0.00
Utilisation Factor: 0.56

12.FEB.2001 * 3361

Calculation Plane Defined by the points: (0,0,40,0,0,0) (0,0,0,0,0,0) (40,0,0,0,0,0)

SUTTONS BOWLS CLUB
HORIZONTAL OVERSPILL

Date: 10/11/00
Scheme: 05/S/02011
Ref: 0201100/06

# Horizontal Illuminance on Horz. 1 (Lux)



| | | |
|---|---|---|
| 60 | 0 | 0 |
| 55 | 0 | 0 |
| 50 | 0 | 0 |
| 45 | 0 | 0 |
| 40 | 0 | 0 |
| 35 | 1 | 0 |
| 30 | 1 | 0 |
| 25 | 1 | 0 |
| 20 | 1 | 0 |
| 15 | 0 | 0 |
| 10 | 0 | 0 |
| 5 | 0 | 0 |
| 0 | 0 | 0 |
| | 80 | 85 |

12.FEB.2001 * 3361

Minimum Illuminance: 0 Lux
Maximum Illuminance: 136 Lux
Average Illuminance: 24 Lux

Uniformity (Min/Max): 0.00
Uniformity (Min/Ave): 0.00
Utilisation Factor: 0.56

SUTTONS BOWLS CLUB
HORIZONTAL OVERSPILL

Date: 10/11/00
Scheme: 05/S/02011
Ref: 0201100/06

# Horizontal Illuminance on Horz. 1 (Lux)

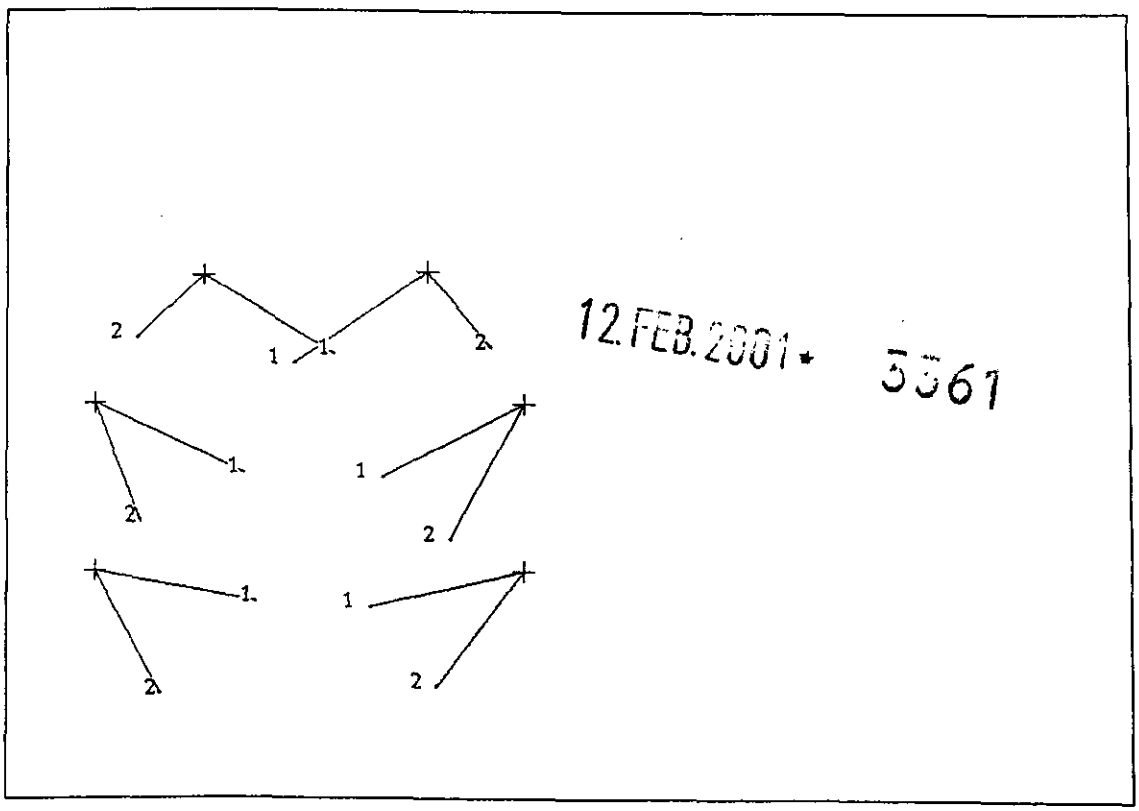


12 FEB 2001 5361

THORN

*SUTTONS BOWLING CLUB*
*READING*

# ILLUMINANCE PLOTS
# OVERSPILL
# VERTICAL DIRECTION
# OF VIEW

12.FEB.2001 * 3361

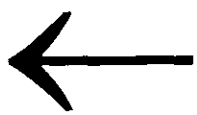

SUTTONS BOWLS CLUB
VERTICAL 3

Date: 10/11/00
Scheme: 05/S/02011
Ref: 0201100/06

# Illuminance Inclined at 0.0? in the Y- direction on Horz. 1 (Lux)

12.FEB.2001* 3361

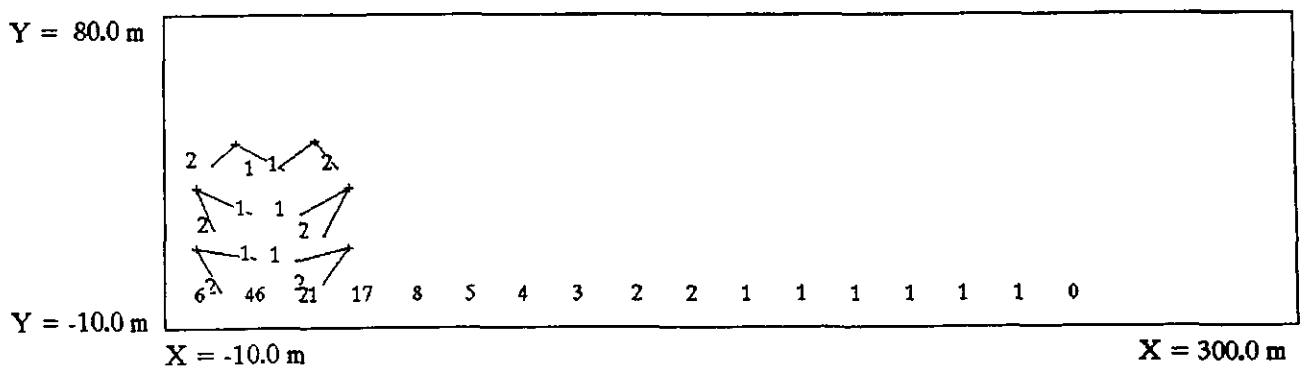


Calculation Plane Defined by the points: (0.0,40.0,1.5) (0.0,0.0,1.5) (40.0,0.0,1.5)

SUTTONS BOWLS CLUB
VERTICAL 3

Date: 10/11/00
Scheme: 05/S/02011
Ref: 0201100/06

# Illuminance Inclined at 0.0? in the Y- direction on Horz. 1 (Lu



| | | | | | | | | | | | | | | | | |
|---|---|---|---|---|---|---|---|---|---|---|---|---|---|---|---|---|
| 70 | 0 | 0 | 0 | 0 | 1 | 1 | 1 | 1 | 1 | 1 | 1 | 1 | 0 | 0 | 0 | 0 |
| 65 | 0 | 0 | 0 | 1 | 1 | 1 | 1 | 1 | 1 | 1 | 1 | 1 | 1 | 0 | 0 | 0 |
| 60 | 0 | 0 | 1 | 1 | 2 | 2 | 2 | 1 | 1 | 1 | 1 | 1 | 1 | 1 | 0 | 0 |
| 55 | 0 | 0 | 2 | 3 | 3 | 3 | 2 | 2 | 1 | 1 | 1 | 1 | 1 | 1 | 0 | 0 |
| 50 | 0 | 3 | 7 | 7 | 5 | 3 | 3 | 2 | 1 | 1 | 1 | 1 | 1 | 1 | 0 | 0 |
| 45 | 0 | 36 | 21 | 20 | 8 | 4 | 3 | 2 | 2 | 1 | 1 | 1 | 1 | 1 | 1 | 0 |
| 40 | 0 | 78 | 31 | 50 | 11 | 6 | 3 | 2 | 2 | 1 | 1 | 1 | 1 | 1 | 1 | 0 |
| 35 | 0 | 71 | 32 | 42 | 13 | 6 | 4 | 3 | 2 | 1 | 1 | 1 | 1 | 1 | 1 | 0 |
| 30 | 48 | 68 | 31 | 28 | 13 | 7 | 4 | 3 | 2 | 1 | 1 | 1 | 1 | 1 | 1 | 0 |
| 25 | 25 | 65 | 30 | 36 | 11 | 6 | 4 | 3 | 2 | 2 | 1 | 1 | 1 | 1 | 1 | 0 |
| 20 | 12 | 77 | 29 | 27 | 10 | 6 | 4 | 3 | 2 | 2 | 1 | 1 | 1 | 1 | 1 | 0 |
| 15 | 20 | 81 | 28 | 22 | 9 | 6 | 4 | 3 | 2 | 2 | 1 | 1 | 1 | 1 | 1 | 0 |
| 10 | 36 | 76 | 26 | 29 | 9 | 5 | 4 | 3 | 2 | 2 | 1 | 1 | 1 | 1 | 1 | 1 |
| 5 | 14 | 68 | 24 | 22 | 8 | 5 | 4 | 3 | 2 | 2 | 1 | 1 | 1 | 1 | 1 | 1 |
| 0 | 6 | 46 | 21 | 17 | 8 | 5 | 4 | 3 | 2 | 2 | 1 | 1 | 1 | 1 | 1 | 1 |
| | 0 | 15 | 30 | 45 | 60 | 75 | 90 | 105 | 120 | 135 | 150 | 165 | 180 | 195 | 210 | 225 |

Minimum Illuminance: 0 Lux
Maximum Illuminance: 81 Lux
Average Illuminance: 7 Lux

Uniformity (Min/Max): 0.00
Uniformity (Min/Ave): 0.00
Utilisation Factor: 0.57

12.FEB.2001 3561

SUTTONS BOWLS CLUB
VERTICAL 3

Date: 10/11/00
Scheme: 05/S/02011
Ref: 0201100/06

# Illuminance Inclined at 0.0? in the Y- direction on Horz. 1 (Lux)



| | |
|---|---|
| 70 | 0 |
| 65 | 0 |
| 60 | 0 |
| 55 | 0 |
| 50 | 0 |
| 45 | 0 |
| 40 | 0 |
| 35 | 0 |
| 30 | 0 |
| 25 | 0 |
| 20 | 0 |
| 15 | 0 |
| 10 | 0 |
| 5 | 0 |
| 0 | 0 |

240

12.FEB.2001* 3361

Minimum Illuminance: 0 Lux
Maximum Illuminance: 81 Lux
Average Illuminance: 7 Lux

Uniformity (Min/Max): 0.00
Uniformity (Min/Ave): 0.00
Utilisation Factor: 0.57

SUTTONS BOWLS CLUB
VERTICAL 3

Date: 10/11/00
Scheme: 05/S/02011
Ref: 0201100/06

Illuminance Inclined at 0.0? in the Y- direction on Horz. 1 (Lux)

12.FEB.2001* 3361



THORN

*SUTTONS BOWLING GREEN*
*READING*

12.FEB.2001 * 5561

# ILLUMINANCE PLOTS
# OVERSPILL
# VERTICAL DIRECTION
# OF VIEW



SUTTONS BOWLS CLUB
VERTICAL 1

Date: 10/11/00
Scheme: 05/S/02011
Ref: 0201100/06

# Illuminance Inclined at 0.0? in the X- direction on Horz. 1 (Lux)

12.FEB.2001 * 3561

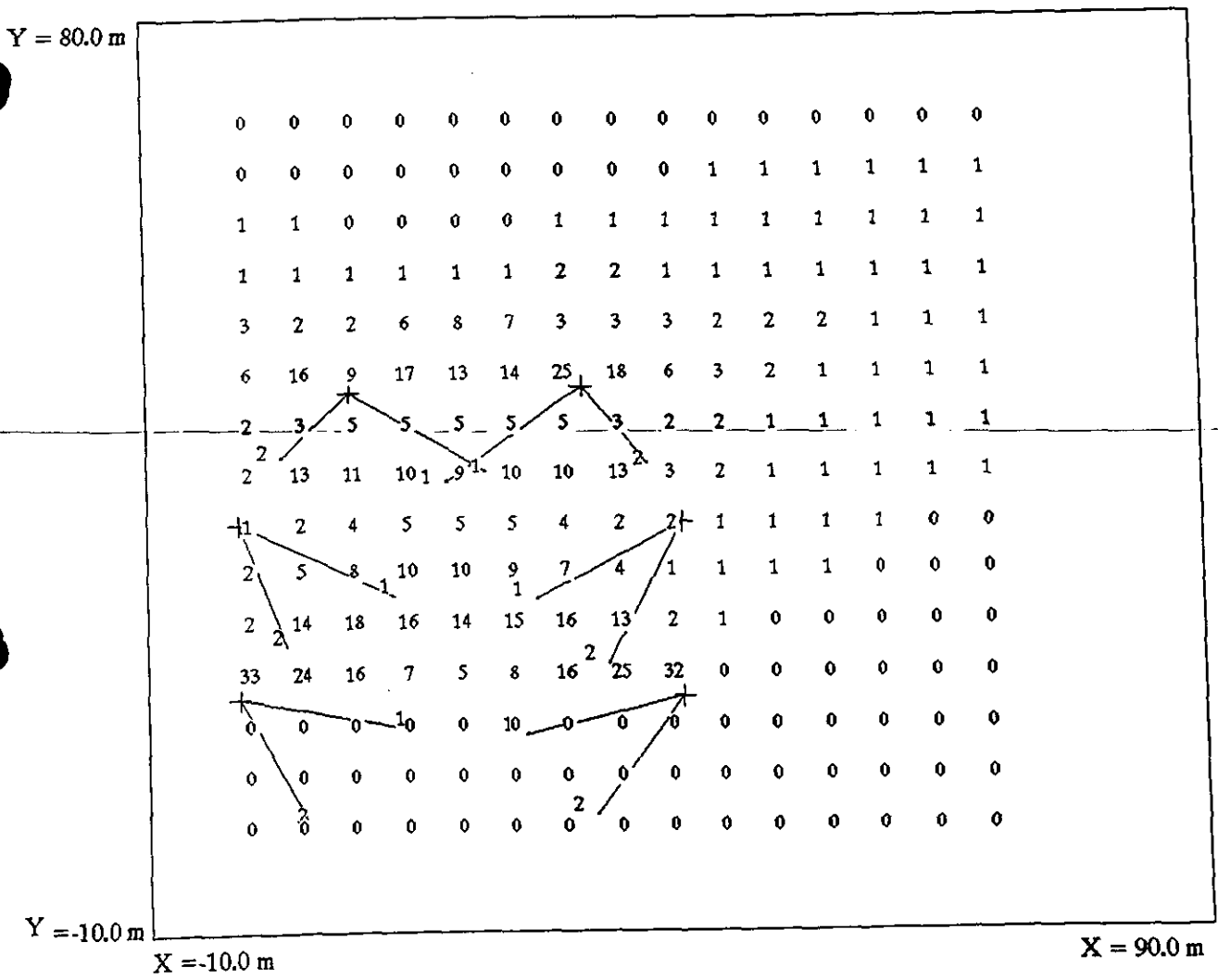

SUTTONS BOWLS CLUB
VERTICAL 1

Date: 10/11/00
Scheme: 05/S/02011
Ref: 0201100/06

# Illuminance Inclined at 0.0? in the X- direction on Horz. 1 (Lux)



| | | | | | | | | | | | | | | | |
|---|---|---|---|---|---|---|---|---|---|---|---|---|---|---|---|
| 70 | 0 | 0 | 0 | 0 | 0 | 0 | 0 | 0 | 0 | 0 | 0 | 0 | 0 | 0 | 0 |
| 65 | 0 | 0 | 0 | 0 | 0 | 0 | 0 | 0 | 0 | 1 | 1 | 1 | 1 | 1 | 1 |
| 60 | 1 | 1 | 0 | 0 | 0 | 0 | 1 | 1 | 1 | 1 | 1 | 1 | 1 | 1 | 1 |
| 55 | 1 | 1 | 1 | 1 | 1 | 1 | 2 | 2 | 1 | 1 | 1 | 1 | 1 | 1 | 1 |
| 50 | 3 | 2 | 2 | 6 | 8 | 7 | 3 | 3 | 3 | 2 | 2 | 2 | 1 | 1 | 1 |
| 45 | 6 | 16 | 9 | 17 | 13 | 14 | 25 | 18 | 6 | 3 | 2 | 1 | 1 | 1 | 1 |
| 40 | 2 | 3 | 5 | 5 | 5 | 5 | 5 | 3 | 2 | 2 | 1 | 1 | 1 | 1 | 1 |
| 35 | 2 | 13 | 11 | 10 | 9 | 10 | 10 | 13 | 3 | 2 | 1 | 1 | 1 | 1 | 1 |
| 30 | 1 | 2 | 4 | 5 | 5 | 5 | 4 | 2 | 2 | 1 | 1 | 1 | 1 | 0 | 0 |
| 25 | 2 | 5 | 8 | 10 | 10 | 9 | 7 | 4 | 1 | 1 | 1 | 1 | 0 | 0 | 0 |
| 20 | 2 | 14 | 18 | 16 | 14 | 15 | 16 | 13 | 2 | 1 | 0 | 0 | 0 | 0 | 0 |
| 15 | 33 | 24 | 16 | 7 | 5 | 8 | 16 | 25 | 32 | 0 | 0 | 0 | 0 | 0 | 0 |
| 10 | 0 | 0 | 0 | 0 | 0 | 0 | 0 | 0 | 0 | 0 | 0 | 0 | 0 | 0 | 0 |
| 5 | 0 | 0 | 0 | 0 | 0 | 0 | 0 | 0 | 0 | 0 | 0 | 0 | 0 | 0 | 0 |
| 0 | 0 | 0 | 0 | 0 | 0 | 0 | 0 | 0 | 0 | 0 | 0 | 0 | 0 | 0 | 0 |
| | 0 | 5 | 10 | 15 | 20 | 25 | 30 | 35 | 40 | 45 | 50 | 55 | 60 | 65 | 70 |

Minimum Illuminance: 0 Lux
Maximum Illuminance: 33 Lux
Average Illuminance: 3 Lux

Uniformity (Min/Max): 0.00
Uniformity (Min/Ave): 0.00
Utilisation Factor: 0.08

12 FEB 2001 * 3361

SUTTONS BOWLS CLUB
VERTICAL 1

Date: 10/11/00
Scheme: 05/S/02011
Ref: 0201100/06

## Illuminance Inclined at 0.0? in the X- direction on Horz. 1 (Lux)

12.FEB.2001* 3361

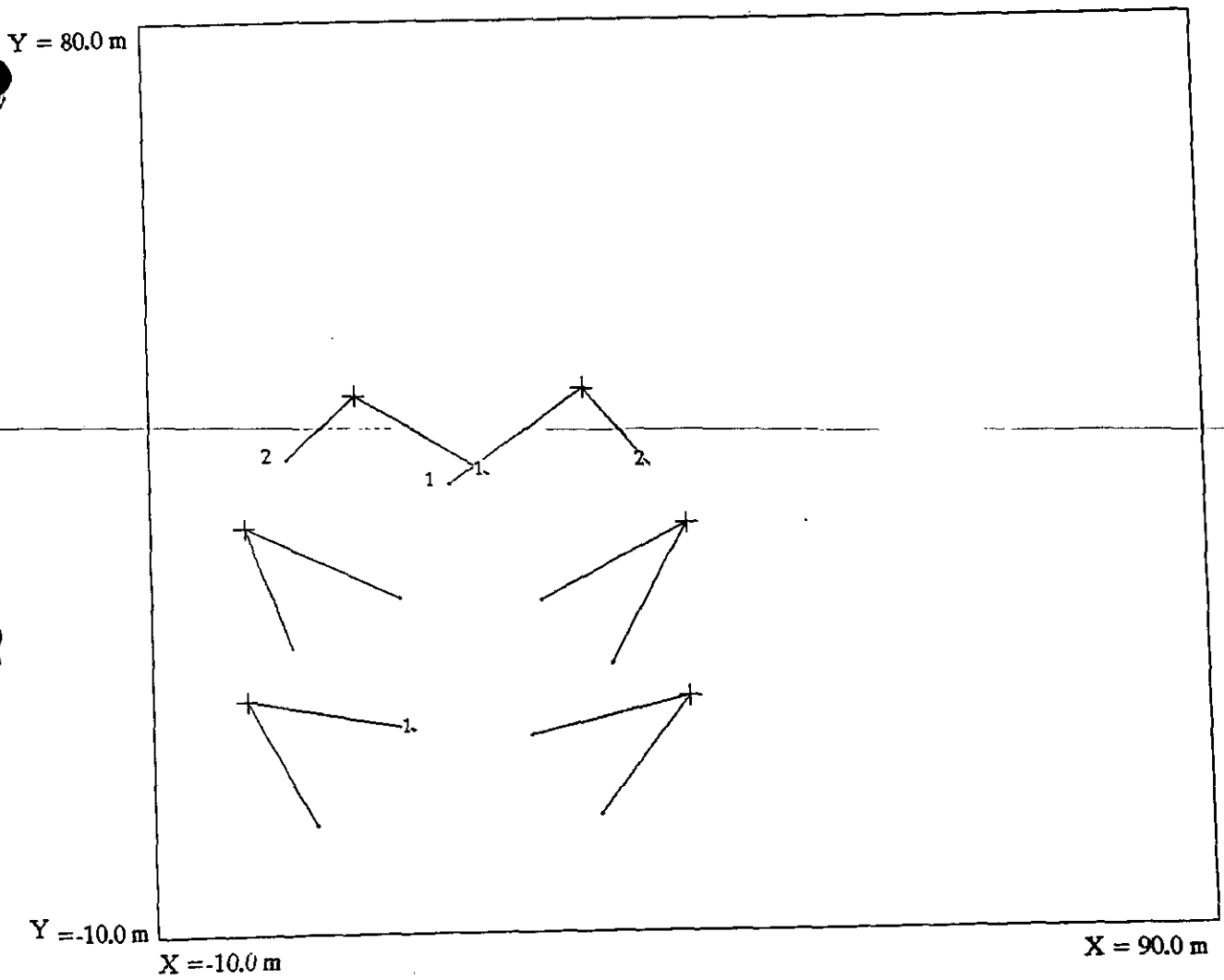

12.FEB.2001* 3361

# Sonpak 25

1:2

**Discharge floodlight for general lighting of car parks, industrial storage and loading areas, building facades, security and sports lighting (especially tennis courts).**



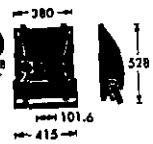


All dimensions in mm




Permitted mounting positions



## Key Features

- 250W HPS-T lamps for economy and long life
- 250W metal halide version also available
- GRP body requires no maintenance
- Toughened glass front
- Integral control gear
- Spill shield available for reduced glare
- Specular reflector available for narrow beam distribution
- Low glare version (OTLGB250.4) available for tennis courts and similar applications

## Lamp Types

250W HPS-T, cap: E40

250W HPS-T Increased output, cap: E40

250W HIT, cap: E40

## Materials/Finish

Body: White one-piece GRP moulding
Lens: Toughened soda lime glass
Swivel bolts: Stainless steel
Gasket: Silicone rubber
Standard reflector: Dimpled anodised aluminium
Stirrup: 5mm zinc plated and passivated steel with black powder coat paint finish
Front frame: GRP

## Installation/Mounting

Cable entry by 20mm combination gland/cord grip for 8-13mm o/d cable. Three-way terminal block for 6mm² conductors.
Zone 2 hazardous area version also available. See page 381.

Fax 10355

## Standards

Designed and manufactured to comply with EN 60598 IP65 CE

## Ordering Guide Supplied complete with lamp

| Lamp type & rating | | Proj area | Weight (kg) | Cat. No. |
|---|---|---|---|---|
| Standard HPS-T | 250W | 0.175m² | 12.75 | OT250.4 |
| HIT | 250W | 0.175m² | 12.75 | OTMH250.4 |
| Increased output HPS-T | 250W | 0.175m² | 12.80 | OTLGB250.4 |

Export voltages available, refer to page 561 for details.

## Attachments

| Description | Cat. No. |
|---|---|
| Pole clamp for use with 48–89mm o/d poles | OHA4613 |
| Spill shield for environmentally sensitive areas | OTSS |

## Specification

To specify state:
Enclosed white GRP floodlight with toughened glass front and integral control gear for HPS-T/HIT lamp. Mounted on adjustable steel stirrup. Sealed to IP65.
As Thorn Sonpak 25.

## Photometric Data

Cat. No: OTLGB 250.4

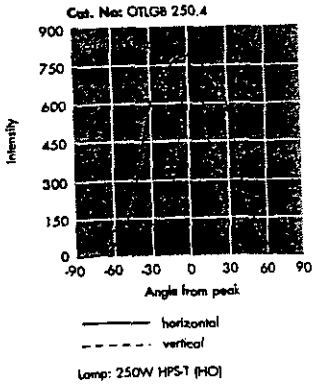


Lamp: 250W HPS-T (HO)

| Beam data | | |
|---|---|---|
| Peak intensity (I) cd/klm | 790 | |
| Beam factor to 10% peak (I) | 0.59 | |
| Beam angle to 10% of peak (I) | Horizontal<br>Vertical | 2 x 56°<br>32°/62° |
| Beam angle to 50% of peak (I) | Horizontal<br>Vertical | 2 x 38°<br>17°/9° |
| Beam angle to 1% of peak (I) | Horizontal<br>Vertical | 2 x 69°<br>55°/76° |

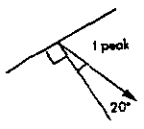

DIMENSIONS IN MILLIMETRES-UNLESS STATED

DO NOT SCALE DRAWING - IF IN DOUBT ASK

3rd ANGLE PROJECTION

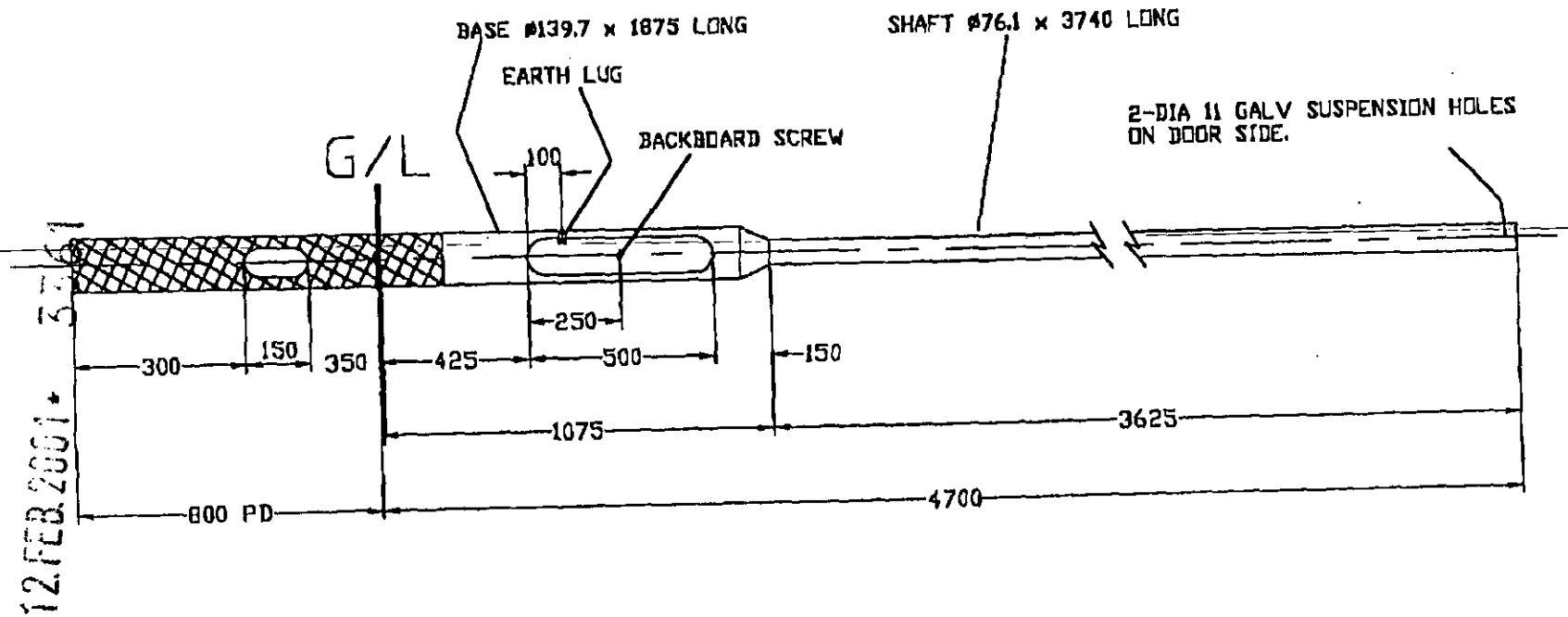


12 FEB 2001

CALCULATED MASS = 37 kg

Kingfisher Lighting Ltd.

TITLE

5CT/76

5m NOMINAL HEIGHT LIGHTING COLUMN

DRG No KLCD003

DRAWN ABarker

APPROVED ABarker

CUSTOMER STANDARD

DATE 9/3/89

SCALE ~//~

07-FEB-2001 10:42 FROM-KINGFISHER LIGHTING +441623746532 T-960 P.002/003 F-583

## WOKINGHAM D.C. DEVELOPMENT CONTROL

(*) 2 x Pre-Apps (*) ATTACHED

| | |
|---|---|
| Start date: 12 FEB 2001 | |
| Officer: MD | Application No. F\|2001\|3361 |

Map No. 58 Site 0.48
Easting: ..... Flood Pln .....
Northing: ..... Mineral .....

Level: ☐ Sub Committee ☑ Delegated ☐ Sec. State
☐ Incorrect Fee ☐ Invalid ☐ PD

12.FEB.2001* 3361

Description:
(F.) PROPOSED ERECTION OF LIGHTS AROUND BOWLING GREEN

Location: BOWLS CLUB, CHARFONT WAY

Parish: EARLEY Ward: Redhatch 22/2

Applicant: SUTTONS BOWLS CLUB

Fee Received 95-00 Required ..... Additional ..... Refund .....

Enforcement Section to be notified (13) ☐ tick if required

---

**Additional information required for validation**

| | | Reason | Requested | Received |
|---|---|---|---|---|
| 1 | 1:2500 OS location plan showing property edged in blue/red | | | |
| 2 | 1:500 block plan showing existing & proposed dev. + adj. Properties | | | |
| 3 | Forms unsigned | | | |
| 4 | Correct S 66 certificate | | | |
| 5 | Elevation plans | | | |
| 6 | Floor plans | | | |
| 7 | Metric scale disclaimer | | | |
| 8 | Encroachment letter | | | |
| 9 | Miscellaneous | | | |

APPLN NO. _____

## ACTION REQUIRED BY DEVELOPMENT CONTROL

Conservation Area .....

Listed Building 1 2 2*

Advertisement Required .....

---

Date Site Notice Sent : .....  Parish Council Informed - YES / NO

### INTERNAL CONSULTATIONS

Building Control .....
Landscape .....
Trees .....
Conservation Officer .....
Environmental Health ✓ 22/2 .....
Housing .....
Leisure & Cultural services .....
Public Rights of Way ✓ 22/2 .....
Property .....
District Secretary (only if called in by SOS) .....
Policy & Plans .....
Strategic Planning (JSPU) .....
Minerals (INTERNAL) .....
Archaeological Site (BABTIE) : .....
Education .....
Social Services .....
Highways ✓ 22/2 .....

### EXTERNAL CONSULTATIONS

Adjacent D P A : .....
Adjacent Parish : .....
Southern Electricity Board .....
British Gas .....
PSA Oil Pipeline .....
Transco : .....
Environment Agency .....

---

Rail Track .....
Police Arch. Liaison Officer .....

### HERITAGE BODIES

The Georgian Group .....
Ancient Monuments Society .....
Council for British Arch. .....
RCHME .....
Telecommunications (NRPB) : .....
Sport England : .....

---

**OTHERS:**

.....
.....
– Ramblers Association (please send map with yellow stickers) ✓ 2x pre-apps attached

### NEIGHBOURS:

S/N x 2 (one on cycle track, one on Chalfont Way)
† See map




Site Plan, Scale: 1 to 2500

This copy has been produced specifically for the map return scheme purposes only. No further copies may be made.

This map is reproduced from Ordnance Survey material with the permission of Ordnance Survey on behalf of the Controller of HMSO Office. © Crown Copyright. Wokingham District Council, Licence No. LA086134

Date: 26 January 2001

N
W E
S

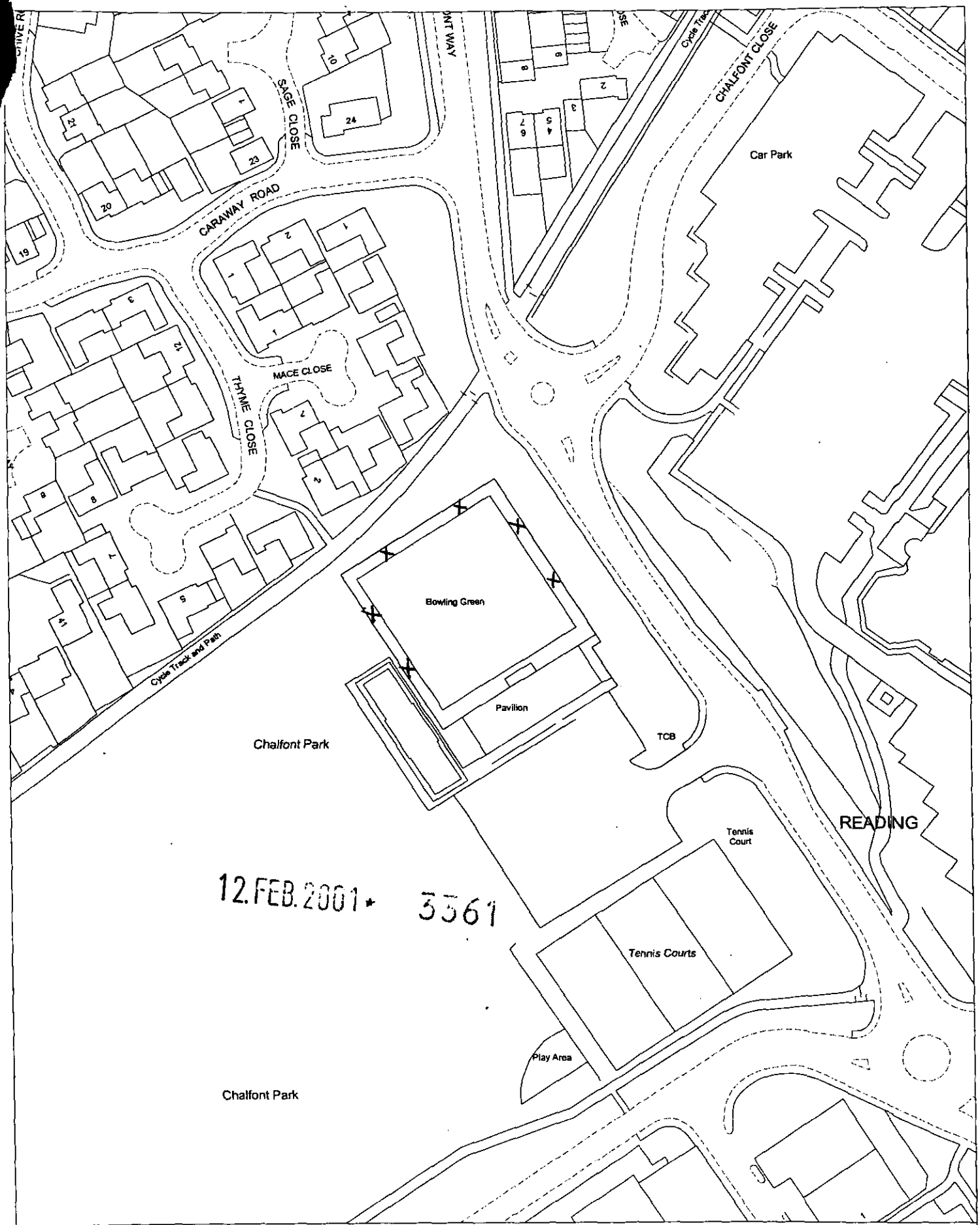


Site Plan, Scale: 1 to 1250

This copy has been produced specifically for the map return scheme purposes only. No further copies may be made.

This map is reproduced from Ordnance Survey material with the permission of Ordnance Survey on behalf of the Controller of HMSO Office. © Crown Copyright. Wokingham District Council, Licence No. LA086134

Date: 26 January 2001

N
W E
S

09-FEB-2001 13:07 FROM-KINGFISHER LIGHTING +4401623746532 T-083 P.002/002 F-835

Duncan Christie

Suttons Bowles Lloyd 01256 304 248

3rd ANGLE PROJECTION

DIMENSIONS IN MILLIMETRES-UNLESS STATED

DO NOT SCALE DRAWING - IF IN DOUBT ASK

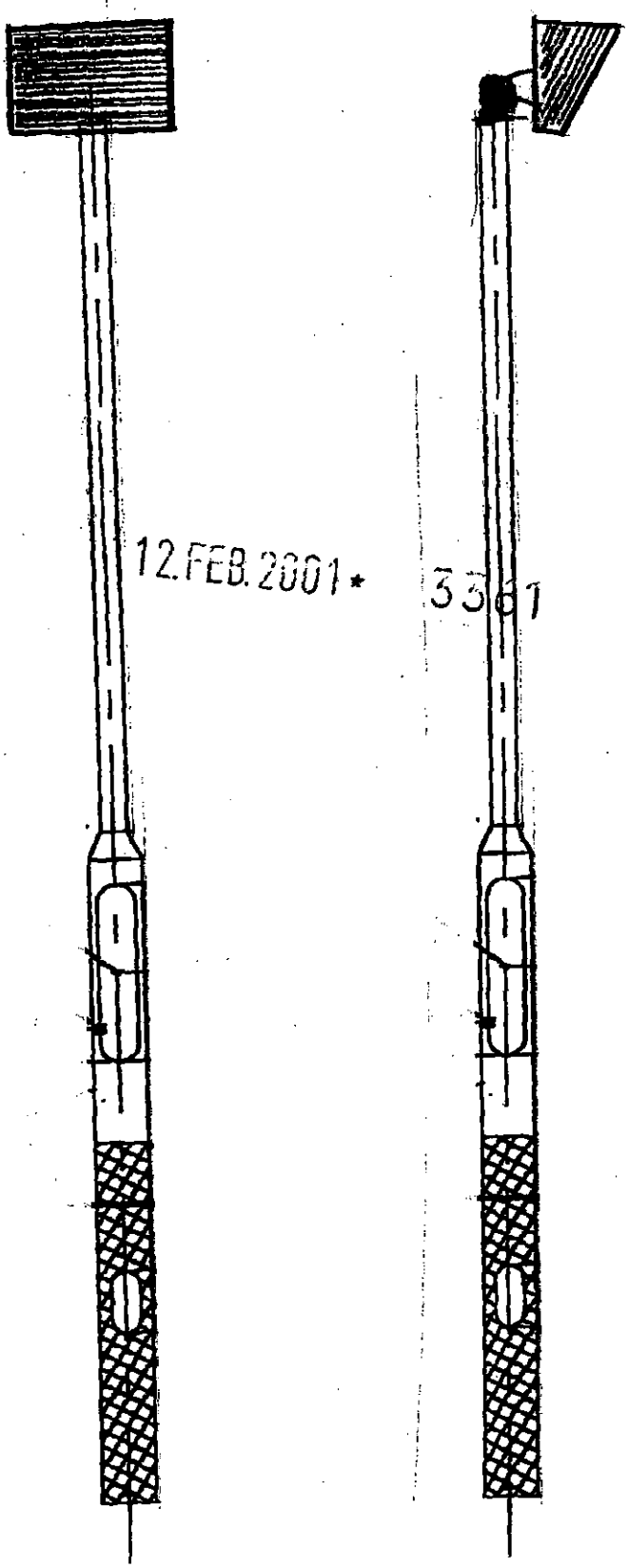

FRONT ELEVATION

SIDE ELEVATION

CALCULATED MASS = 44 kg

12.FEB.2001 * 3361

DRG No KLCD004

DRAWN A.Barker

APPROVED A.Barker

CUSTOMER STANDARD

DATE 9/3/89

SCALE -/1-

TITLE 6CT/76 6m NOMINAL HEIGHT LIGHTING COLUMN

Kingfisher Lighting Ltd.

09-2001 13:07 FROM-KINGFISHER LIGHTING +4401623746532 T-083 P.002/002 F-835

DIMENSIONS IN MILLIMETRES-UNLESS STATED

DO NOT SCALE DRAWING - IF IN DOUBT ASK

3rd ANGLE PROJECTION

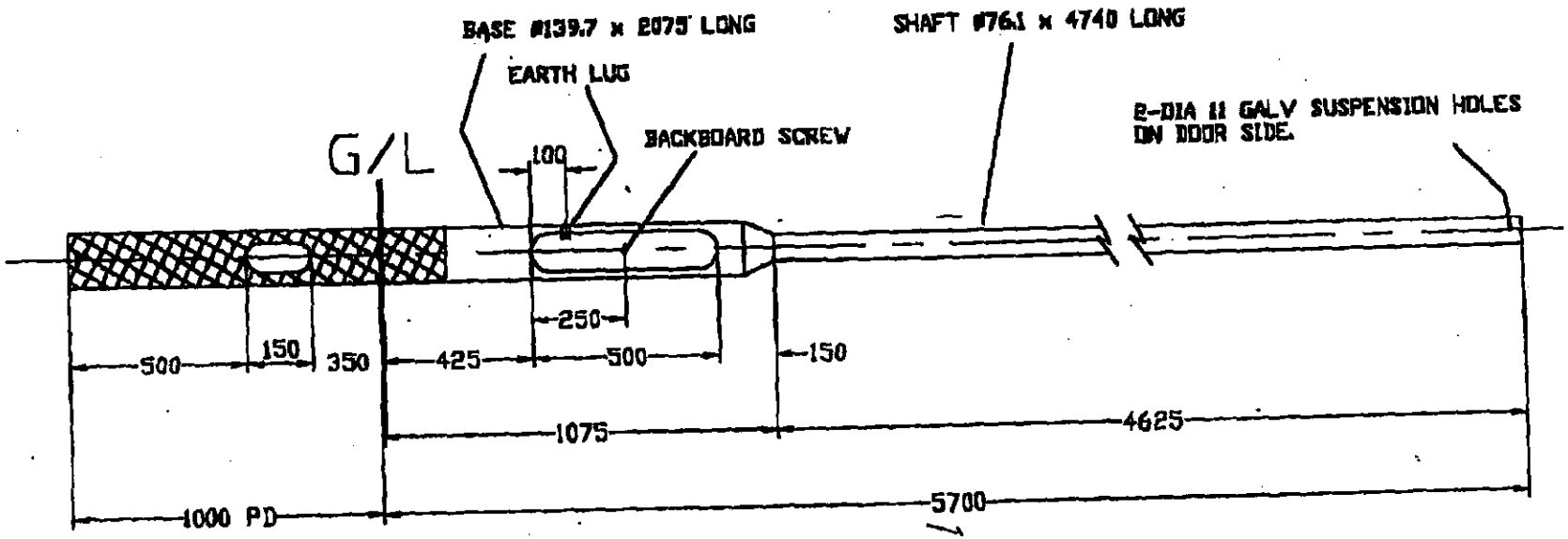


CALCULATED MASS = 44 kg.

# Kingfisher Lighting Ltd.

TITLE

6CT/76

6m NOMINAL HEIGHT LIGHTING COLUMN

DRG No KLCD004

DRAWN ABarker

APPROVED ABarker

CUSTOMER STANDARD

DATE 9/3/89

SCALE -/1-

09-FEB-2005 13:07 FROM-KINGFISHER LIGHTING +441623746532 T-083 P.002/002 F-835

01256 304269