BRACKENWOOD WINDOWS LTD.

White upvc frames glazed in clear DG units to British Standards

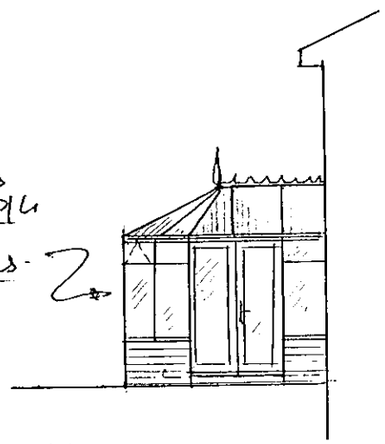

RIGHT ELEV'



FRONT ELEVATION

White upvc roof bars glazed in bronze tinted polycarb sheeting

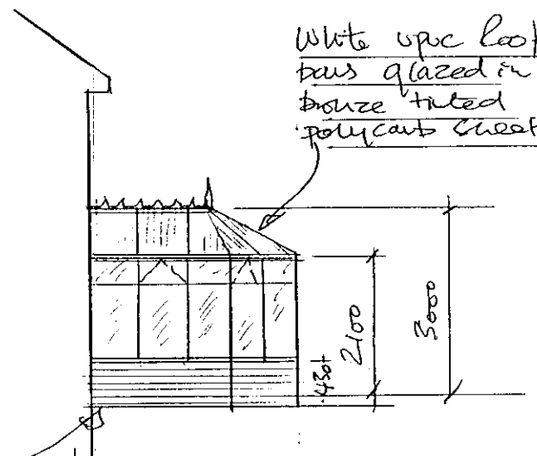

Bricks to dwarf wall to match house bricks

LEFT ELEV

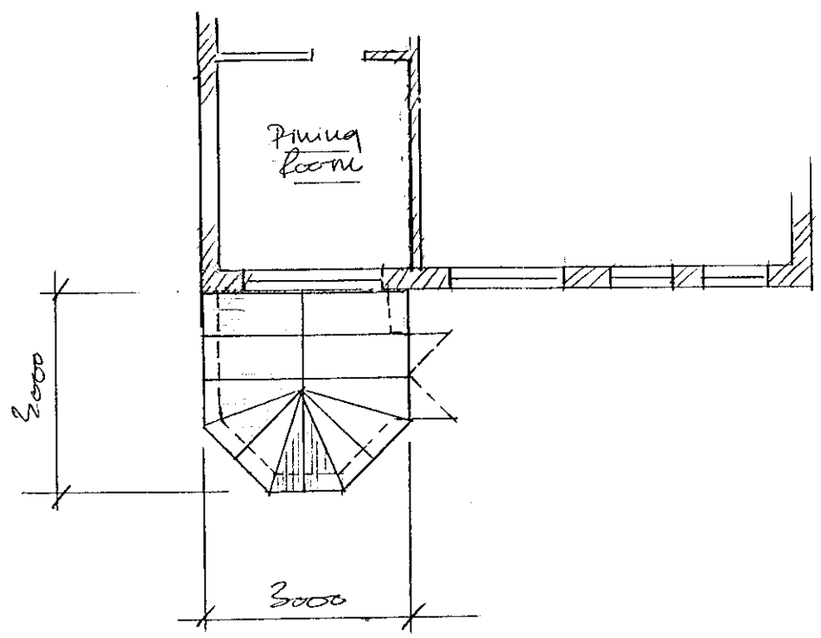

PLAN

24.MAY2000* 1573

APPROVED

Scale 1:100

PROPOSED CONSERVATORY FOR MR + MRS PULLEYN @ 7, EVERGREEN WAY WOKINGHAM, BERKS

26083

13 JUN 1986



south elevation

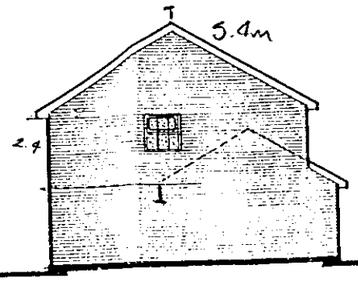

east elevation



north elevation

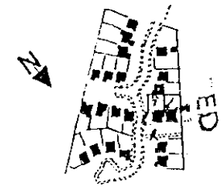

location plan
1: 2500

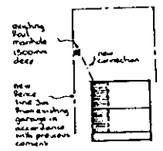

block plan
1: 500

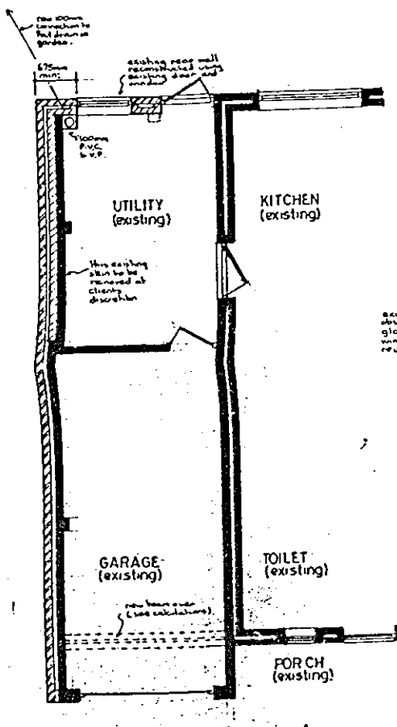

part ground floor plan

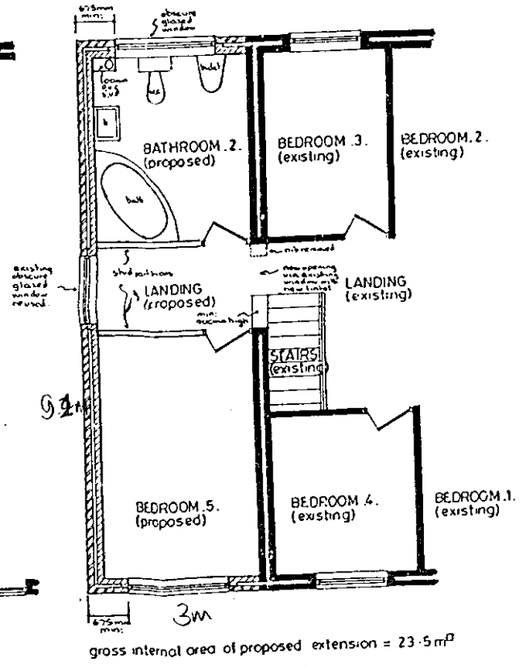

gross internal area of proposed extension = 23·5m²

part first floor plan

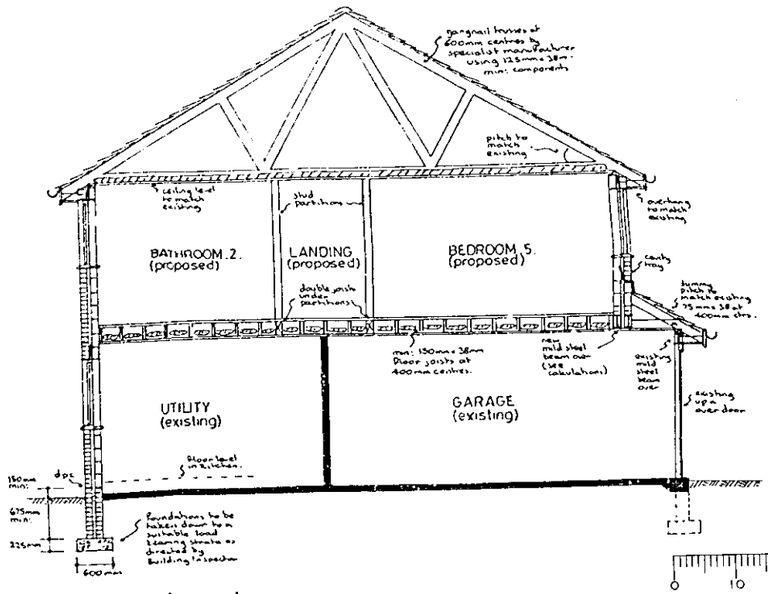

typical section

notes:-

Roof:- Tiling to match existing on 38x19 sawn softwood battens on galvanised roll formed steel purlins at 600mm centres, pitched to match existing and constructed by specialist manufacturer using minimum 125mm x 50mm [illegible] rafters at 400mm centres with 100mm insulation between ceiling joists and [illegible] and skimmed plaster to receive selected decorations. Access shall be provided to new roof space either via existing roof space or by [illegible] Roof space is to be provided with permanent cross ventilation by proprietary ventilators at eaves level, providing the equivalent of a continuous 10mm

First Floor:- 22mm chipboard on 150mm x 38mm minimum floor joists at 400mm centres (double joists under all partitions) with 100mm fibreglass insulation between joists and ceiling of two layers of 9mm plasterboard laid cross bonded.

Walls:- 112mm external skin of facing bricks to match existing with 50mm cavity containing 50mm Rockwool insulation batts and internal skin of 100mm concrete blockwork and 19mm plaster finish to receive selected decorations

Partitions:- 100mm x 50mm timber studding at 400mm centres faced with plasterboard and skimcoat plaster to receive selected decorations. 25mm fibreglass insulation to be included to bathroom partition

R.S.J.s & Padstones:- R.S.J. to be beadcrete Pelt and Bedding in 4:1 lean

Lintels:- Galvanised steel cavity tray lintels throughout to be based on manufacturers tables related to span and loading

Lateral restraint:- Where floor & ceiling joists run parallel to an external wall, lateral restraint must be achieved by metal straps at 1830mm centres spanning three joists. In addition mild steel anchors min: 30mm x 5mm section at area, set at 2000mm centres to anchor down wall plate.

Electrics:- To Clients individual requirements but must be installed in accordance with current I.E.E. regulations.

Rainwater:- 112mm pvc gutter to match existing discharging via existing 62mm pvc downpipes

Foul drainage:- New bathroom to discharge via 100mm pvc SVP terminating a minimum 900mm above highest opening window. Deep seal trap to be used. All new drainage work to be in 100mm Hepsleeve pipe bedded in shingle, & grounded with concrete linkets where pipes pass through wall

Beam:- To be 216 6" x 3½" x 11·5lbs mild steel joist with Roll bearing plate 600mm x 100mm x 150mm deep, concrete end stone each end.

PROPOSED EXTENSION at 7 EVERGREEN WAY, BUTTERCUPS, WOKINGHAM, BERKS for MR.D.A.PULLEYN.

Revisions:

Drawing Nº AH/E/732
Scales 1:50 & 100
Date JUNE 1986

ANDESI BUILDING P

CUSTOM MICROFILM
CUSTOM MICROFILM