19MAY2000 1543

FLASHING CHASED INTO EXISTING WALL ABOVE LINE OF PROPOSED ROOF.

ROOF COMPRISES
STRUCTURAL ALUMINIUM, VENTILATED RIDGE, ALUMINIUM GLAZING BARS WITH PVC INTERNAL AND EXTERNAL CAPPINGS. ALUMINIUM EAVES BEAM (LOAD DISTRIBUTION MEMBER) SECURED TO TOP OF WALL FRAMES. ROOF GLAZING TO MULTI-CAVITY POLYCARBONATE OR GLASS SHEETS TO CLIENTS INSTRUCTIONS. ROOF DESIGNED IN ACCORDANCE WITH CP3 CHAPTER 5 (WIND LOADING) AND BS 6399 PART 3 (SNOW LOADING). ALL DESIGNED IN ACCORDANCE WITH CP118 (STRUCTURAL USE OF ALUMINIUM).

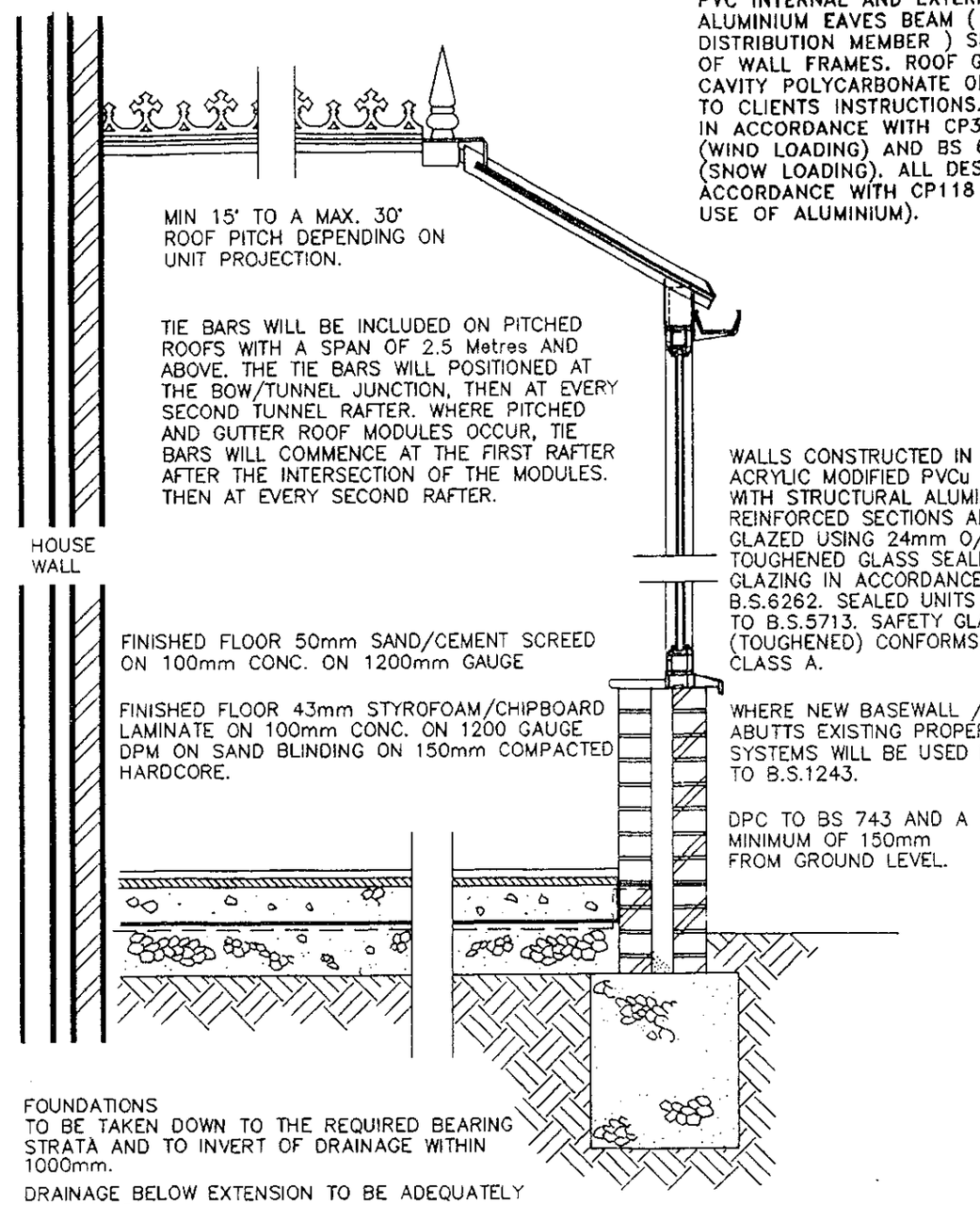

NOTE:- CONSERVATORIES WITH A PITCHED TRANSLUCENT ROOF, UNDER 30m² AREA, ARE NOT SUBJECT TO BUILDING REGULATIONS, PROVIDED IT IS BUILT AT GROUND LEVEL.

TYPICAL SECTION

NOTE:
This cross sectional drawing is shown as a "Typical Example" And is intended for information purposes only. Site Conditions and sub-soil bearing strata will dictate final Design.

DWG: SHT2NVBW REV: E

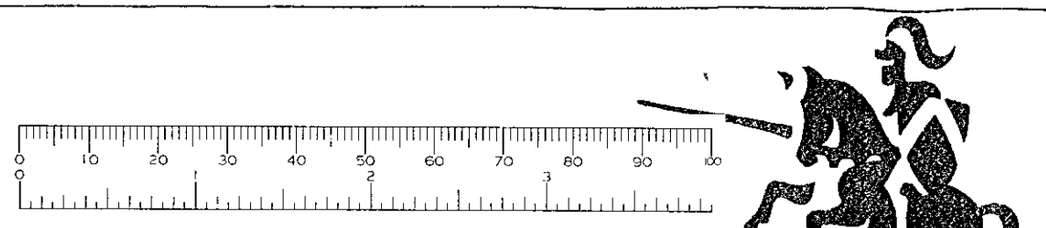

Anglian Home improvements

PROPOSED . PVCu CONSERVATORY.
AT . . . . . 49 REEVES WAY
WOKINGHAM
RG41 2PS

APPROVED

FOR . . . . MR CHAPMAN

SURVEYOR: PLEASE CONFIRM THAT ALL THE ABOVE DETAILS ARE CORRECT. . YES ☒

DATE.	REVISIONS.	BY.
7/4	L.H. DOOR MAIN OPENER	RH

DRAWING No. 099/01246	DRAWN BY.. JAMES HARDING	DATE 30/3/2000
BRANCH NAME	SURVEYOR.. R. HILL	DATE 03/04/00

The Company Surveyor has discussed the above survey with me and I agree to the designs and other details finalised during the Surveyor's visit and I understand that I must settle the account with the Installers upon completion.

Customers Signature ..... Date 3/4/00

Expected Installation Date	Comments on deferred installation
ASAP - SUBJECT TO PLANNING ENQUIRY	.....

Method of payment	Code	Confirmed with customer as:
OPTIONS	.....	OPTIONS

(Anglian does not accept final balance payment by credit card.)

APPROVAL REQUIRED ☑ Where applicable

PLANNING PERMISSION ENQUIRY	YES ☑	NO ☐	RESTRICTIVE COVENANTS	YES ☐	NO ☒
BUILDING REGULATION	YES ☐	NO ☒	HOUSING ASSOC. CONSENT	YES ☐	NO ☒
LISTED BUILDING CONSENT	YES ☐	NO ☒	BUILDERS CONSENT	YES ☐	NO ☒
CONSERVATION AREA	YES ☐	NO ☒	LANDLORDS CONSENT	YES ☐	NO ☒

19.MAY2000* 1545

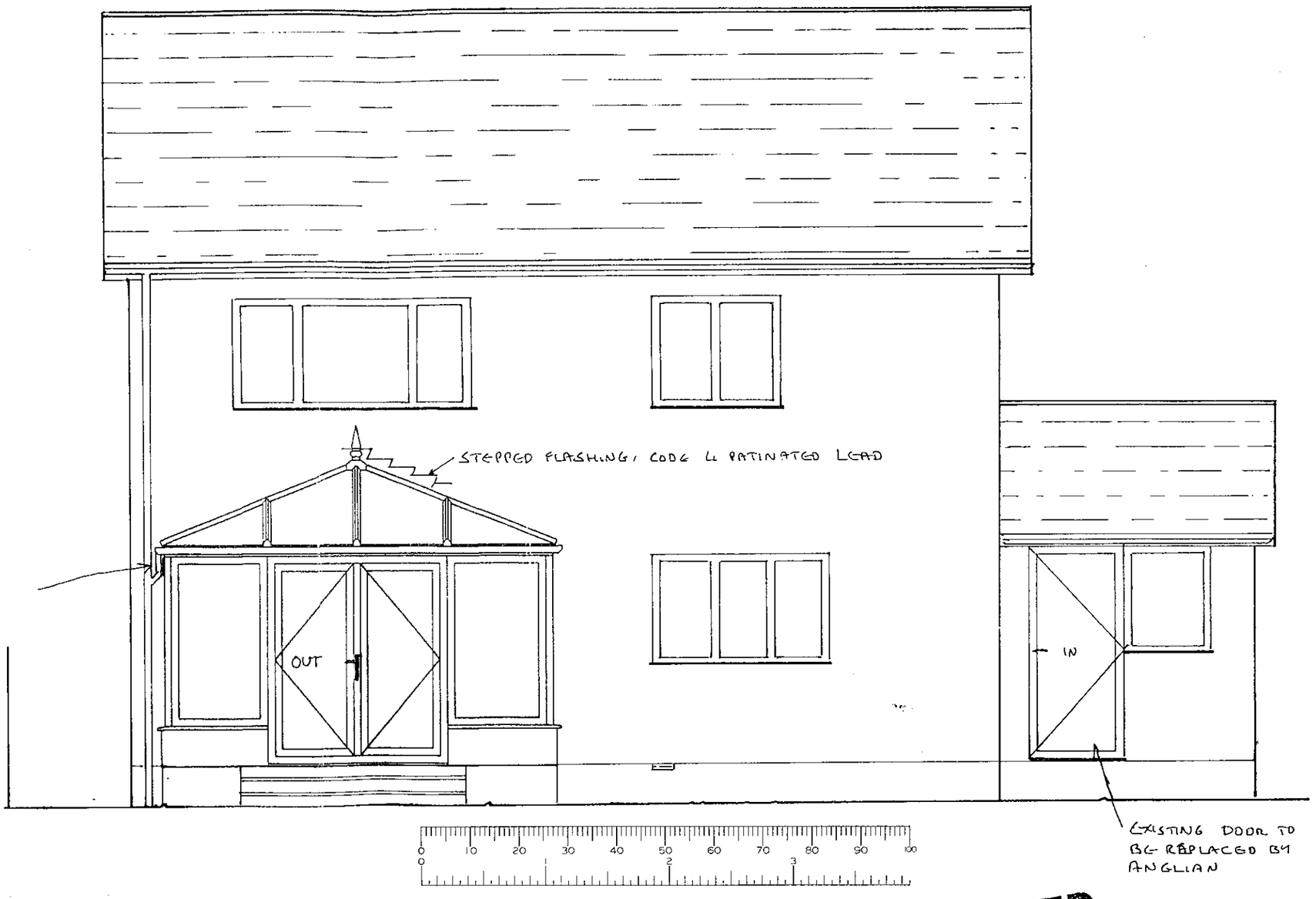

LINK DOWNPIPE INTO EXISTING R.W.P.

EXISTING DOOR TO BE REPLACED BY ANGLIAN

SPECIFICATION:

1 NO.DOUBLE DOOR WHERE SHOWN (OPEN OUT)
2 NO.TILT AND TURN VENTS WHERE SHOWN
ROOF PITCH 20°
375mm BASEWALL HEIGHT
RIDGE-FLOW UNIT REQUIRED
DENTIL MOULDING REQUIRED

APPROVED

Customers Signature	Date	Drawing No.	Property Elevation:	Unit Elevation:	Scale..	Drawn..
.....	3/4/00	099/01246	REAR	FRONT ELEVATION.	1:50	JPH
					Date.. 30/3/2000	Surveyor. R.HILL

19.MAY2000* 1545

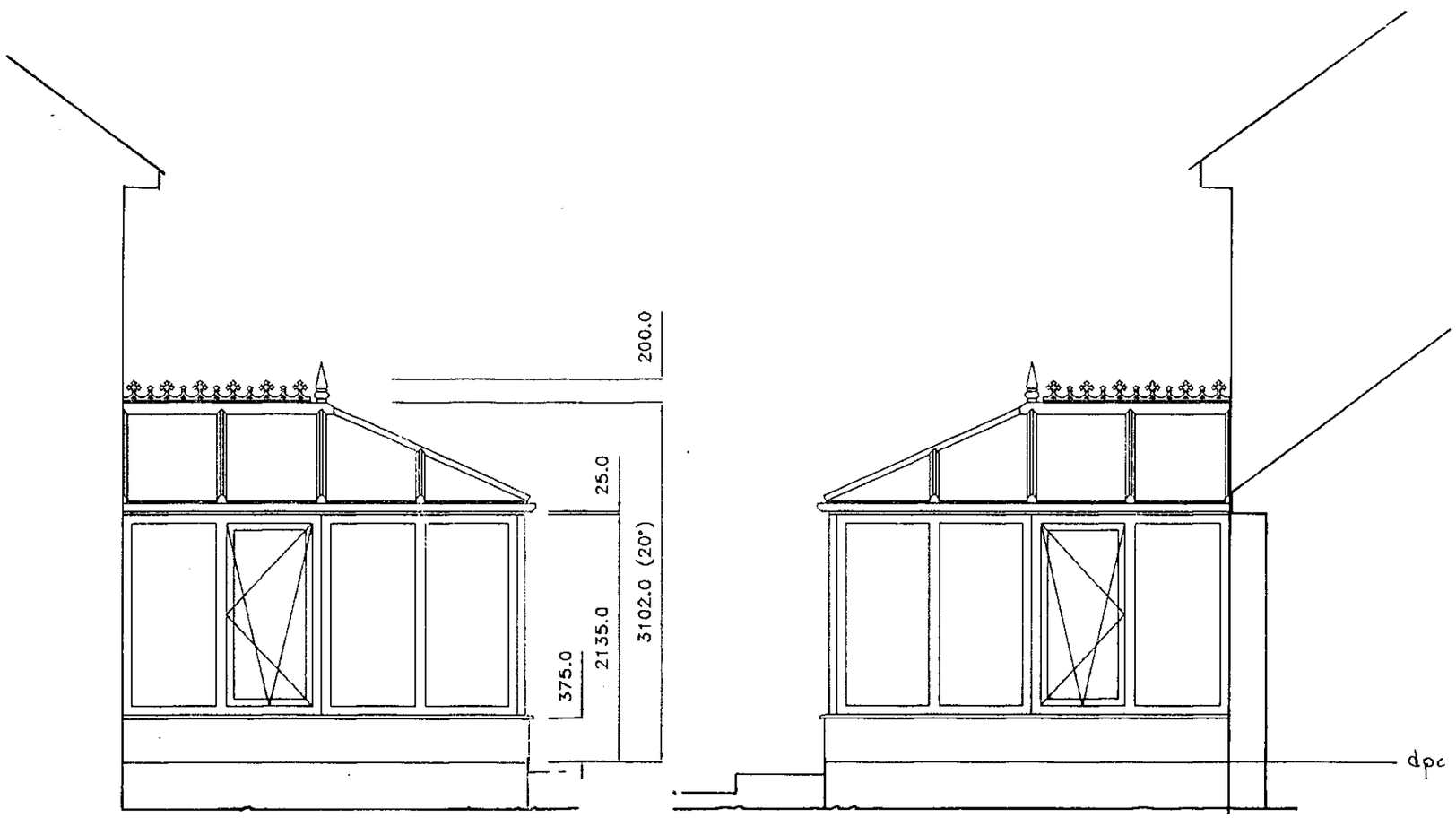

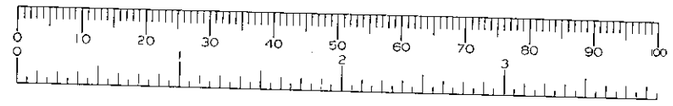

APPROVED

Customers Signature	Date	Drawing No.	Property Elevation:	Unit Elevation:	Scale.. 1:50	Drawn.. JPH
.....	3/4/00	099/01246	SIDE	SIDE ELEVATIONS.	Date.. 30/3/2000	Surveyor. R.HILL

PRODUCT CHECK SHEET.

19.MAY2000* 1545

CONSERVATORY ADMIN.

☑ Where applicable

PRODUCT: WHITE KNIGHT ☑ DUAL KNIGHT ☐ CRUSADER ☐ EXCALIBUR ☐ GOLDEN OAK ☐ TIMBER ☐

** NOTE - ALL CRUSADER CONSERVATORIES ARE GLAZED EXTERNALLY.*

EXCALIBUR COLOUR: N/A OUT/WHITE IN.

ROOF COLOUR: WHITE OUT/ WHITE IN.

ROOF MATERIAL: POLYCARBONATE ☐ GLASS ☑ TIMBER ☐ GRP ☐

ROOF MATERIAL COLOUR: BRONZE /SPEC. (GLASS) PILKINGTON 'K' ANTI-SUN

ROOF VENT: YES ☐ NO ☑ QUANTITY: MANUAL ☐ AUTOMATED ☐ RIDGEFLOW: YES ☑ NO ☐

HANDLE COLOUR: SILVER ☐ WHITE ☐ GOLD ☑ TYPE: STRAIGHT ☑ CURVED ☐

DENTIL MOULDING: YES ☑ NO ☐

THRESHOLD: LOW ☒ HIGH ☑ WHEELCHAIR ☐

SPECIAL GLASS TO FRAMES: PILKINGTON 'K' (If required)

OBSCURE GLAZING PATTERN: N/A (If required)

S.G.O.: YES ☐ NO ☑

WINDOW BOARDS: YES ☐ NO ☒ (IF NO, BRANCH ORDER AS DURABOARD)

EXTRA FRAMES: YES ☒ NO ☐ (IF YES, PLEASE SUPPLY INFORMATION)

EXTRA TIMBER: YES ☐ NO ☒ (IF YES, PLEASE SUPPLY TIMBER SHEET)

NUMBER OF DOWNPIPES: 1 POSITION: L/H ☒ R/H ☐ INTERMEDIATE ☐ (AS VIEWED FROM OUTSIDE).

SOAKAWAY REQUIRED YES ☐ NO ☒ Position Left/Right

R.W. LINK TO EXISTING SYSTEM YES ☒ NO ☐

LOCAL COUNCIL ☐ HOUSING ASSOCIATION ☐ BUILDER ☐ OTHERS ☐

ADDRESS - WOKINGHAM DIST.

BRANCH/SURVEY.

☑ Where applicable

WINDOW BOARDS: WHITE ☐ MAHOGANY ☒ GOLDEN OAK ☐ LIGHT OAK ☐ TIMBER ☐ TILED ☐

BRICK TYPE (IF KNOWN): MATCH REQ'D

INTERNAL BASEWALL FINISH: BRICK ☐ PLASTER ☒

SKIRTING BOARD: YES ☒ NO ☐ SPECIFY TYPE: WOOD

FLOOR FINISH: SCREED ☐ COSEYFLOOR ☒ OTHER (SPECIFY) + LOAK VENEER

RETAINING HOOKS: SILVER ☐ BRASS ☒ NONE ☐

S.G.O. (SPECIFY & QUANTITY):

HANDLE COLOUR: SILVER ☐ WHITE ☐ GOLD ☒ TYPE: STRAIGHT ☒ CURVED ☐

SITE ACCESS (SPECIFY): SIDE GATE

REMOVE SITE OBSTRUCTION (SPECIFY): EXISTING BASE

MATURE TREES (SPECIFY): NO

SKIP DETAIL: ROAD ☐ DRIVE ☑ COMMENTS: NEW PAVERS - ON BOARDS

RAINWATER ACCESSORIES (SPECIFY): Y BRANCH

PAVING (REINSTATE OR NEW, SPECIFY):

ELECTRICS: 2 x D/S , RIDGEFLOW

PLUMBING:

ANCILLARYS:

** NOTE - IF WORK BY CUSTOMERS OWN CONTRACTOR PLEASE STATE 'BY OTHERS'*

APPROVED

Customers Signature	Date		Drawing No.	Description.	Scale..	Drawn..
...K.J.H...	3/4/00		099/01246	CHECK SHEET.	N/A	JPH
					Date.. 30/3/2000	Surveyor. R.HILL

DWG: ENGNTBW	REV: C

SURVEYORS BASE PLAN

(TO ACCOMPANY ACTUAL BASE PLAN PROVIDED BY CONSERVATORY ADMIN.)

NOTES

1. ALL DIMENSIONS IN MILLIMETRES AND TO BE CHECKED ON SITE PRIOR TO COMMENCEMENT OF WORK.
2. ONLY FIGURED DIMENSIONS TO BE TAKEN FROM THIS DRAWING.
3. DO NOT SCALE OFF DRAWING.
4. ANY EXISTING BRICK VENTS TO BE DUCTED THROUGH PROPOSED BASE.
5. GROUND LEVEL TO BE LOWERED LOCALLY TO GIVE REQUIRED CLEARANCE FOR D.P.C.
6. SURFACE WATER TO BE DISCHARGED VIA NEW 68 DIA. RAINWATER DOWN PIPE AND SHOED INTO EXISTING SYSTEM ~~GRATING OVER GULLEY AND INTO 100 DIA. UPVC DRAIN BEDDING ON PEA SHINGLE TO FALL 1:40 min INTO NEW SOAKAWAY 5.0 m. MIN. AWAY FROM BUILDINGS, TO BE FILLED WITH HARDCORE, AGGREGATE AND PEA GRAVEL~~
7. BUILD NEW 375 mm (5 COURSE) BASE WALL ABOVE D.P.C LEVEL OF UNIT.
   BASE WALL TO BE CONSTRUCTED IN 100 MM THICK BLOCKWORK ~~/BRICKWORK~~ (PLASTERED)
   INTERNALLY, 50 MM THICK CAVITY FILLED WITH FIBREGLASS INSULATION BATS,
   100 MM THICK BRICKWORK EXTERNALLY, AND TO INCORPORATE D.P.C MIN
   150 MM ABOVE GROUND LEVEL AND TO INCLUDE "BUTTERFLY" GALVANISED
   WIRE TYPE WALL TIES STAGGERED 900 MMM HORIZONTALLY, 450 MM VERTICALLY AND
   TO BE DOUBLED UP AROUND CORNERS AND REVEALS.
   CLOSE INTERNAL SKIN AT JAMBS AGAINST 150 MM WIDE D.P.C
   CAVITY BELOW GROUND LEVEL TO BE FILLED WITH LEAN MIX CONCRETE TO WITHIN
   150 MM OF D.P.C. LEVEL OF UNIT.
   ALL NEW VISIBLE BRICKWORK, INCLUDING BRICKWORK BELOW D.P.C. LEVEL AND ABOVE
   EXTERNAL GROUND LEVEL TO PERIMETER OF UNIT TO MATCH EXISTING HOUSE BRICKWORK (WHERE POSSIBLE).

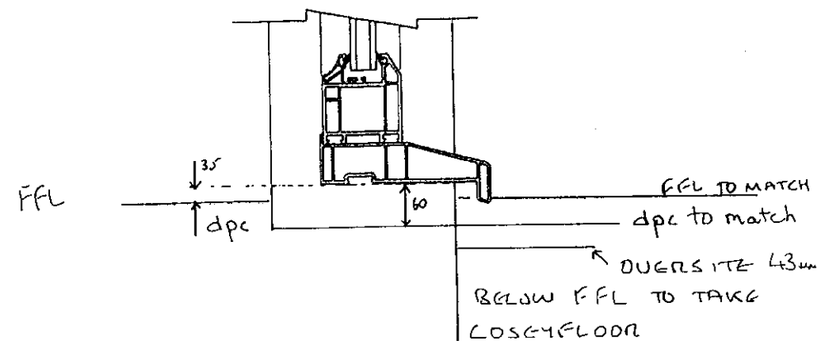

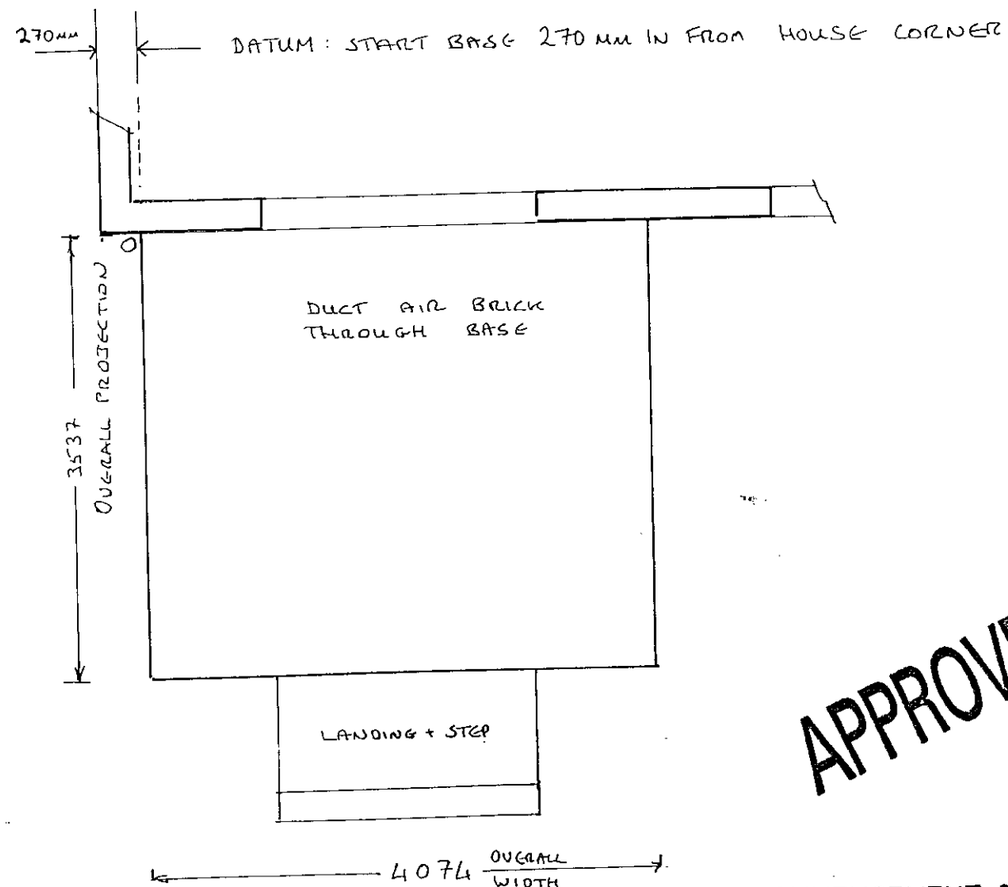

APPROVED

NOTE- BUILDER ENSURE EXISTING WALLS ARE PLUMB PRIOR TO COMMENCEMENT OF BASEWORKS.

Customers Signature	Date		Drawing No.	Unit Elevation.	Scale..	Drawn..
.....	7/4/00		099/01246	BASE LAYOUT.	1:50	JPH
					Date.. 30/3/2000	Surveyor. R HILL

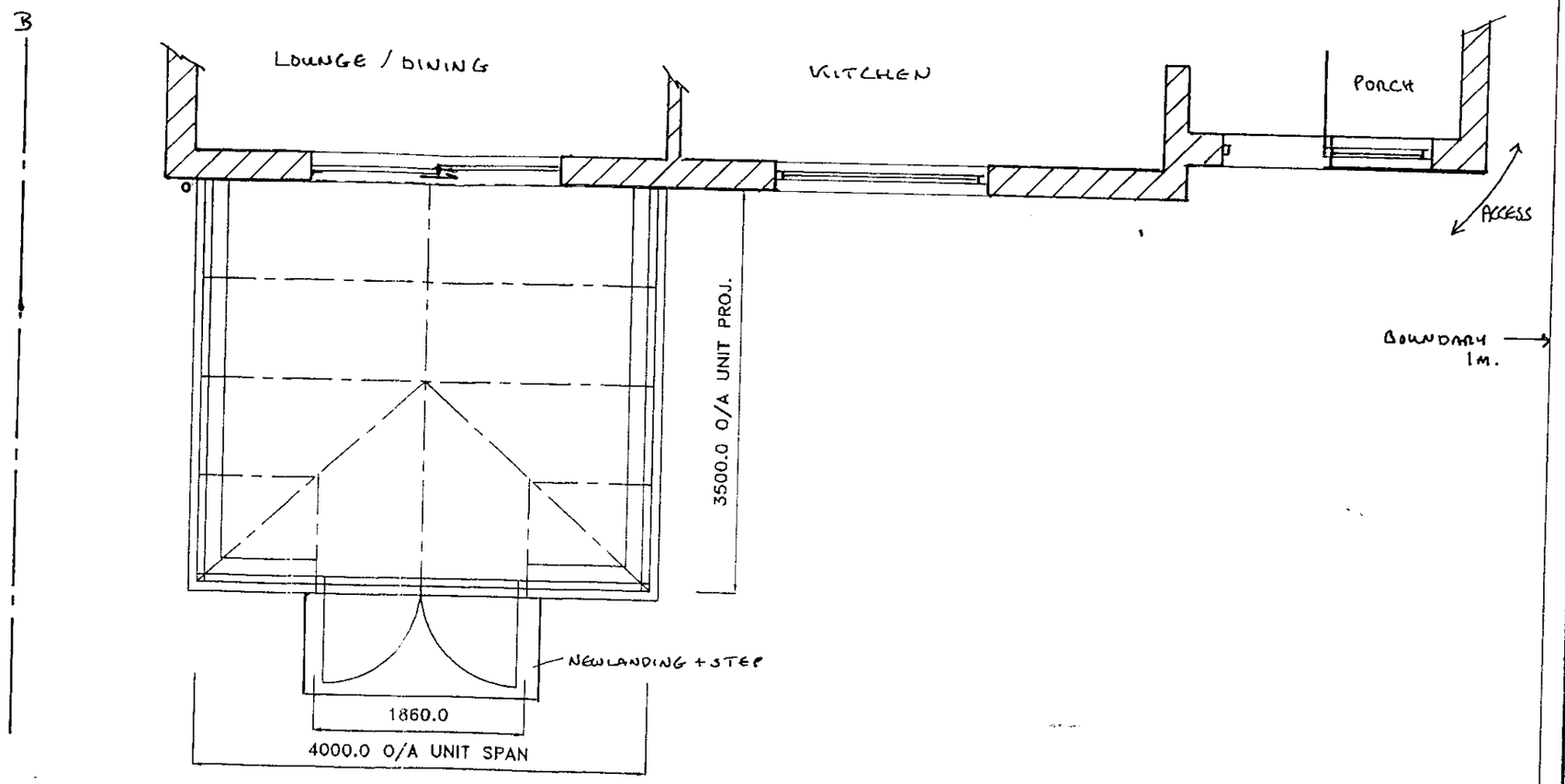

APPROVED

Customers Signature	Date	Drawing No.	Unit Elevation.	Scale..	Drawn..
	3/4/00	099/01246	PLAN LAYOUT / ROOF DETAILS.	1:50	JPH
				Date.. 30/3/2000	Surveyor. R.HILL