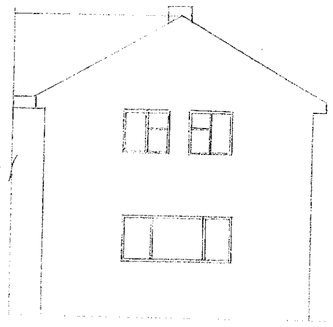

EXISTING ELEVATIONS NORTH

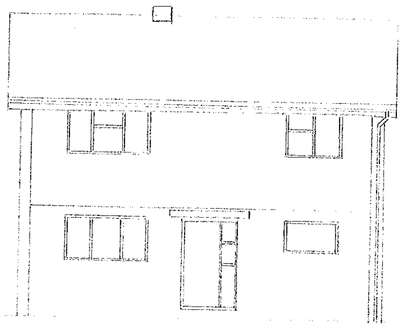

WEST

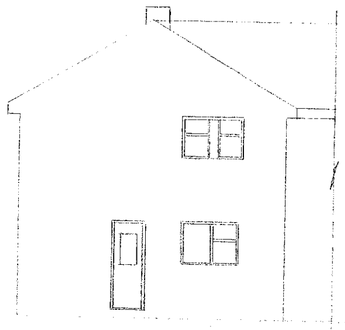

SOUTH

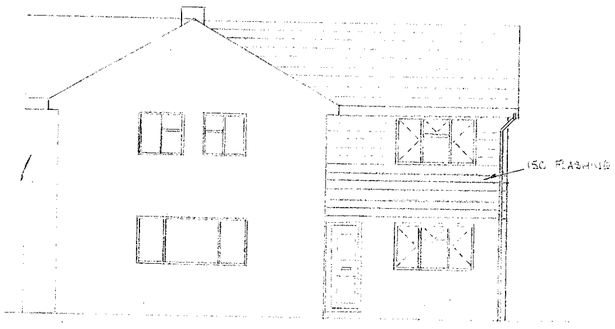

PROPOSED ELEVATIONS NORTH

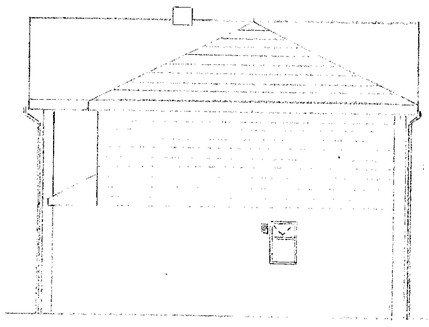

WEST

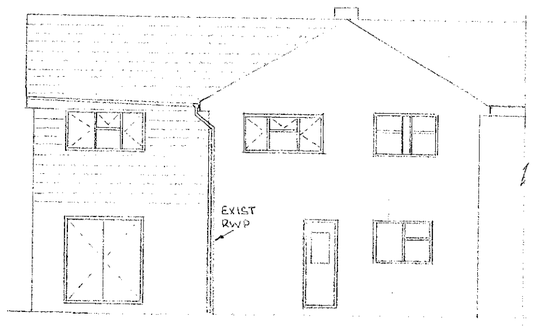

SOUTH

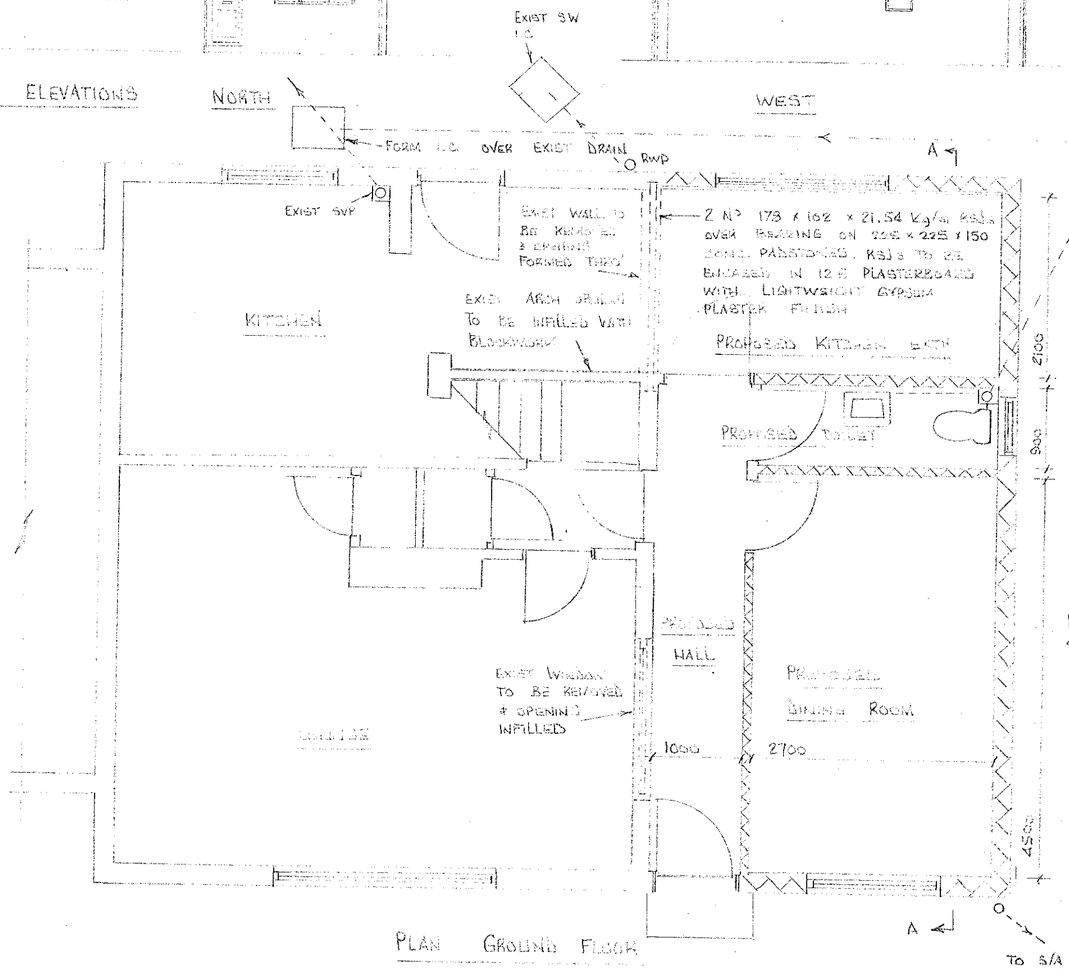

PLAN GROUND FLOOR

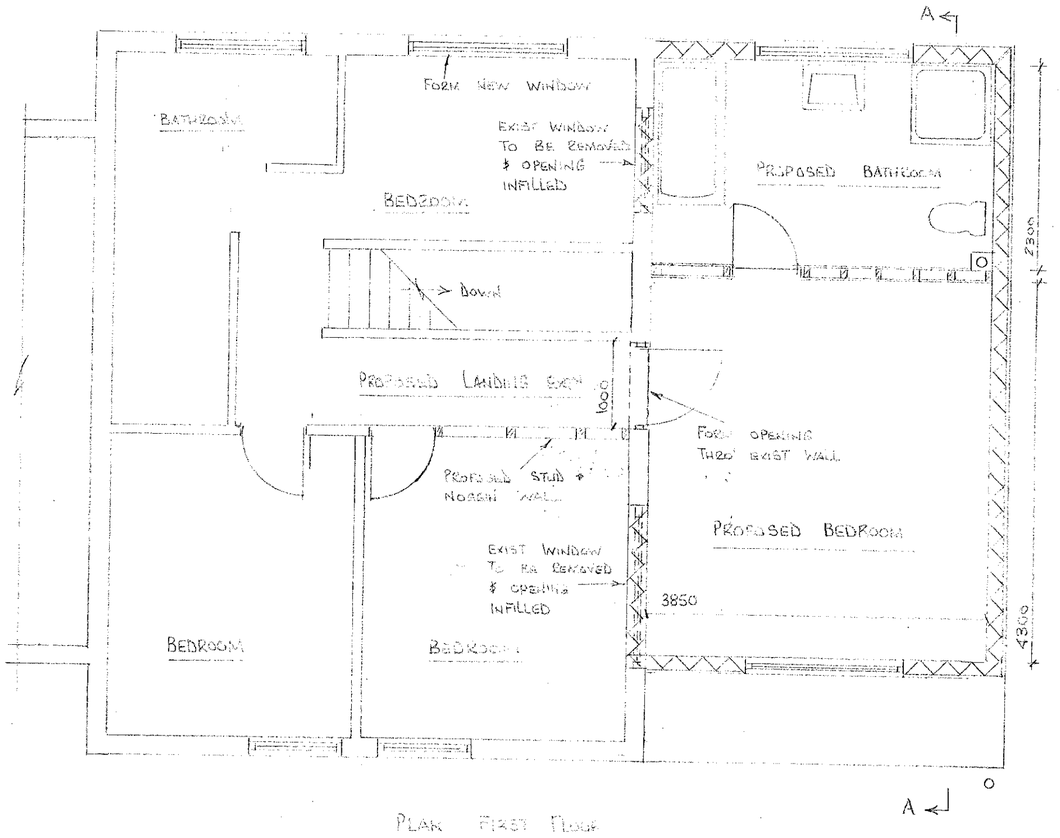

PLAN FIRST FLOOR

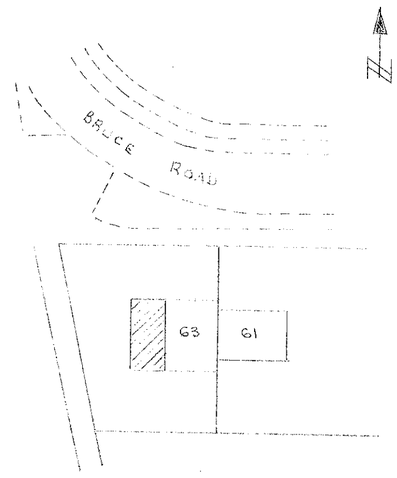

BLOCK PLAN
SCALE 1:500

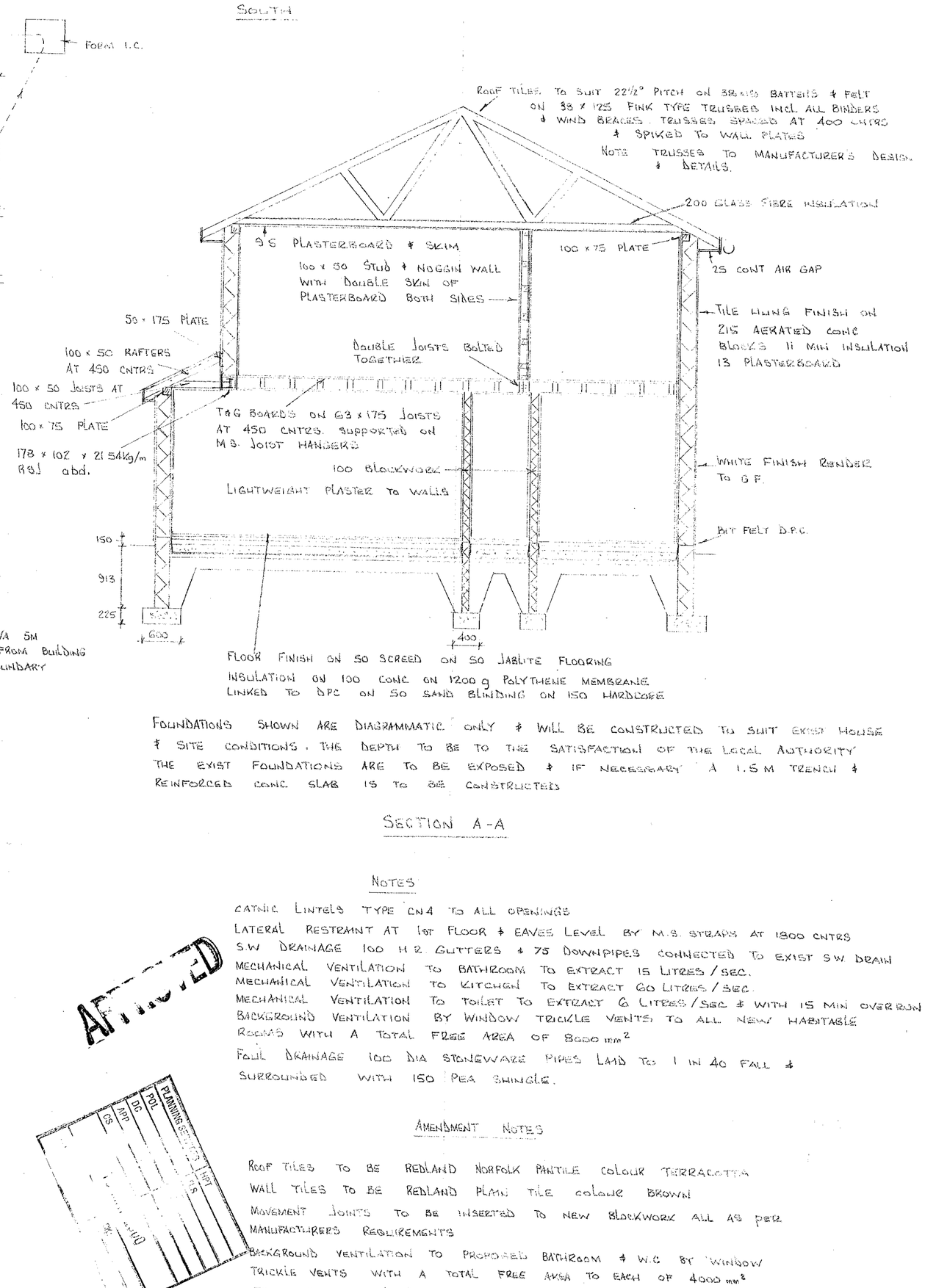

SECTION A-A

FOUNDATIONS SHOWN ARE DIAGRAMMATIC ONLY & WILL BE CONSTRUCTED TO SUIT EXIST HOUSE & SITE CONDITIONS. THE DEPTH TO BE TO THE SATISFACTION OF THE LOCAL AUTHORITY THE EXIST FOUNDATIONS ARE TO BE EXPOSED & IF NECESSARY A 1.5 M TRENCH & REINFORCED CONC SLAB IS TO BE CONSTRUCTED

NOTES

CATNIC LINTELS TYPE CN4 TO ALL OPENINGS
LATERAL RESTRAINT AT 1st FLOOR & EAVES LEVEL BY M.S. STRAPS AT 1800 CNTRS
S.W DRAINAGE 100 H.2. GUTTERS & 75 DOWNPIPES CONNECTED TO EXIST S.W DRAIN
MECHANICAL VENTILATION TO BATHROOM TO EXTRACT 15 LITRES/SEC.
MECHANICAL VENTILATION TO KITCHEN TO EXTRACT 60 LITRES/SEC.
MECHANICAL VENTILATION TO TOILET TO EXTRACT 6 LITRES/SEC & WITH 15 MIN OVERRUN
BACKGROUND VENTILATION BY WINDOW TRICKLE VENTS TO ALL NEW HABITABLE ROOMS WITH A TOTAL FREE AREA OF 8000 mm²
FOUL DRAINAGE 100 DIA STONEWARE PIPES LAID TO 1 IN 40 FALL & SURROUNDED WITH 150 PEA SHINGLE.

APPROVED

AMENDMENT NOTES

ROOF TILES TO BE REDLAND NORFOLK PANTILE COLOUR TERRACOTTA
WALL TILES TO BE REDLAND PLAIN TILE COLOUR BROWN
MOVEMENT JOINTS TO BE INSERTED TO NEW BLOCKWORK ALL AS PER MANUFACTURERS REQUIREMENTS
BACKGROUND VENTILATION TO PROPOSED BATHROOM & W.C BY WINDOW TRICKLE VENTS WITH A TOTAL FREE AREA TO EACH OF 4000 mm²
TRUSS RAFTER CALCULATIONS TO BE SUBMITTED TO L.A.

Revised plan.

PROPOSED TWO STOREY SIDE EXTENSION FOR MR. S. DONOVAN & MRS J CUMMINS
AT 63 BRUCE ROAD WOODLEY READING RG5 3DT

SCALES	1 : 100 1 : 50	DATE	FEB. 2000
		AMDS	APRIL 2000 MAY 2000

THIS DRAWING IS NOT TO BE SCALED
ALL DIMENSIONS ARE TO BE VERIFIED ON SITE

9/5/00.

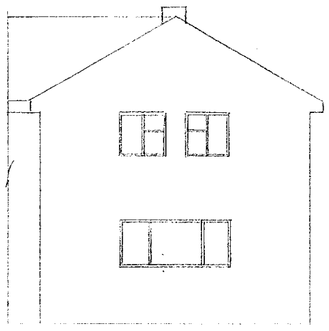

EXISTING ELEVATIONS NORTH

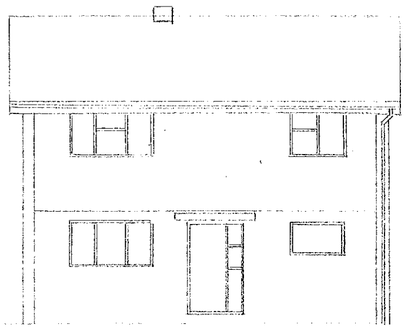

WEST

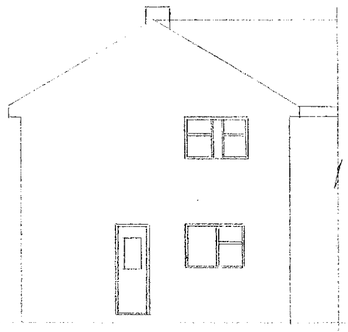

SOUTH



PROPOSED ELEVATIONS NORTH

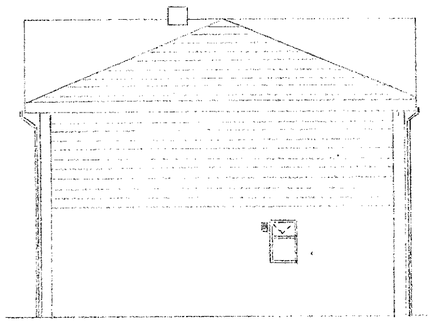

WEST

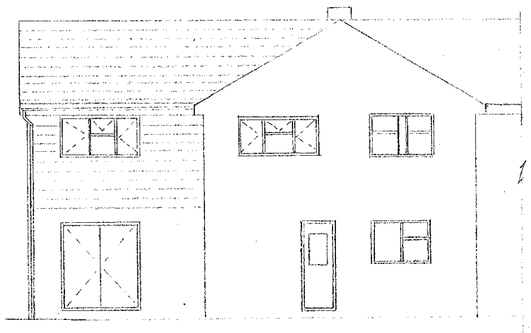

SOUTH

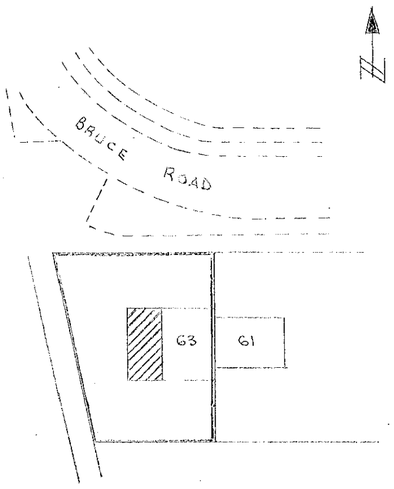

BLOCK PLAN
SCALE 1:500

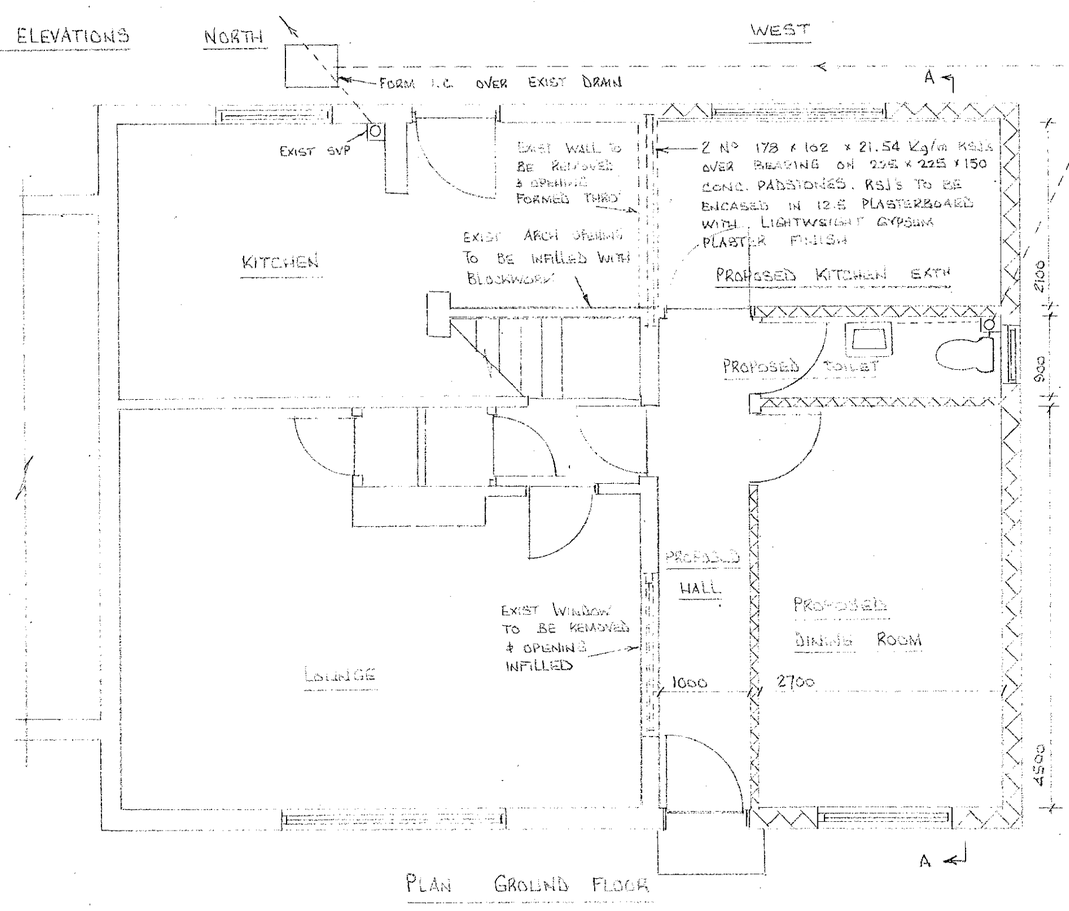

PLAN GROUND FLOOR

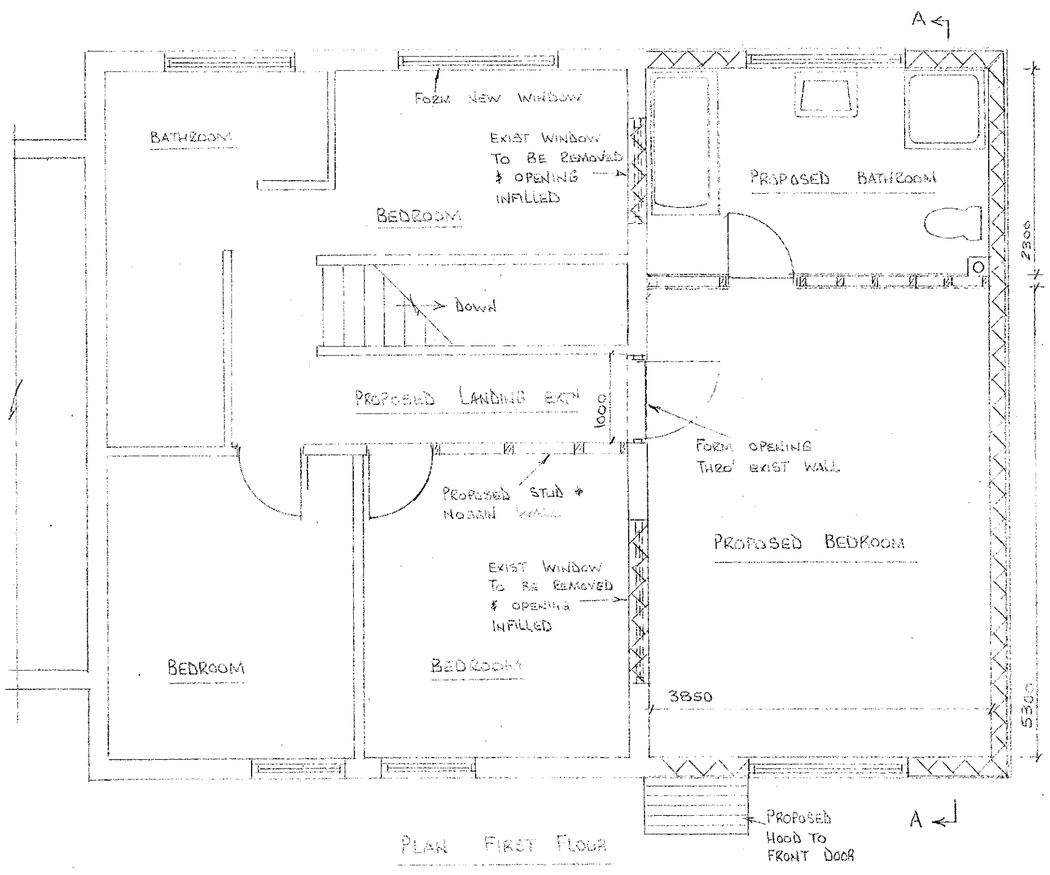

PLAN FIRST FLOOR

07 MAR 2000 00473

FOUNDATIONS SHOWN ARE DIAGRAMMATIC ONLY & WILL BE CONSTRUCTED TO SUIT EXIST HOUSE & SITE CONDITIONS. THE DEPTH TO BE TO THE SATISFACTION OF THE LOCAL AUTHORITY THE EXIST FOUNDATIONS ARE TO BE EXPOSED & IF NECESSARY A 1.5M TRENCH & REINFORCED CONC SLAB IS TO BE CONSTRUCTED

SECTION A-A

NOTES

CATNIC LINTELS TYPE CN4 TO ALL OPENINGS
LATERAL RESTRAINT AT 1st FLOOR & EAVES LEVEL BY M.S. STRAPS AT 1800 CNTRS
S.W DRAINAGE 100 H.R. GUTTERS & 75 DOWNPIPES CONNECTED TO EXIST S.W DRAIN
MECHANICAL VENTILATION TO BATHROOM TO EXTRACT 15 LITRES/SEC.
MECHANICAL VENTILATION TO KITCHEN TO EXTRACT 60 LITRES/SEC.
MECHANICAL VENTILATION TO TOILET TO EXTRACT 6 LITRES/SEC & WITH 15 MIN OVERRUN
BACKGROUND VENTILATION BY WINDOW TRICKLE VENTS TO ALL NEW HABITABLE ROOMS WITH A TOTAL FREE AREA OF 8000 mm²
FOUL DRAINAGE 100 DIA STONEWARE PIPES LAID TO 1 IN 40 FALL & SURROUNDED WITH 150 PEA SHINGLE.

Superseded.

SUPERSEDED

PROPOSED TWO STOREY SIDE EXTENSION FOR MR. S. DONOVAN & MRS J CUMMINS
AT 63 BRUCE ROAD WOODLEY READING RG5 3DY

SCALES	1:100 1:50	DATE FEB 2000 AMD	THIS DRAWING IS NOT TO BE SCALED ALL DIMENSIONS ARE TO BE VERIFIED ON SITE