
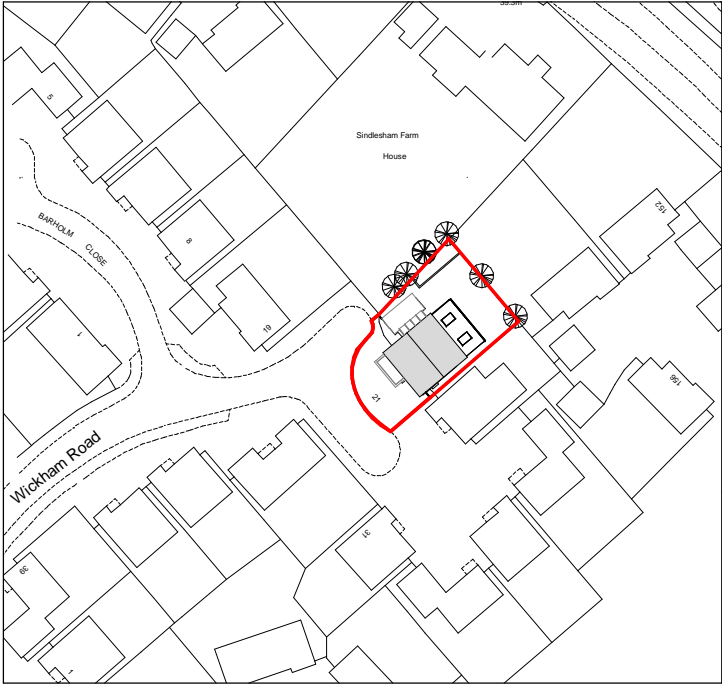
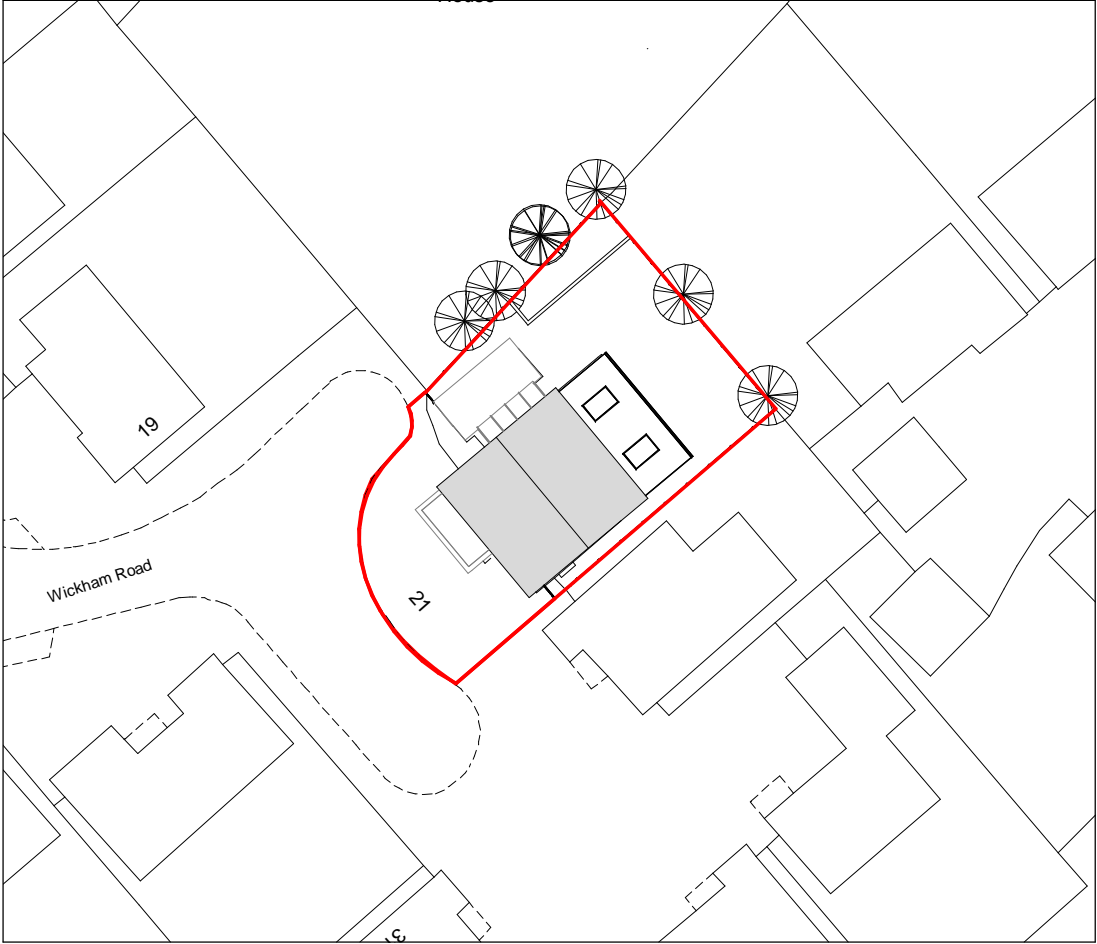


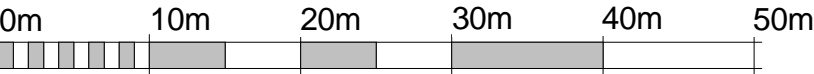
All dimensions and levels to be checked on site by contractor prior to preparation of shop drawings and commencement of work on site.  
Dimensions MUST NOT be scaled from this drawing.

This drawing is to be read in conjunction with all relevant consultants and/or specialist's drawings/documents and any discrepancies or variations are to be notified to the Architect before the affected work commences.

All works on site are to be carried out fully in accordance with current CDM regulations and recommendations, current Building Regulations, British Standards and Codes of Practice as appropriate.

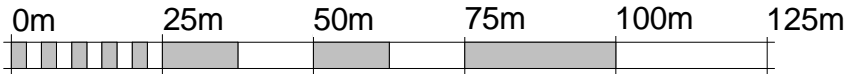


**BLOCK PLAN**  
1 : 500



VISUAL SCALE 1:500 @ A3

**LOCATION PLAN**  
1 : 1250



VISUAL SCALE 1:1250 @ A3

A	Application for Removal of Condition 6 (Ref. 39117)	15.09.25	MH	PL
Revision Number	Revision Description	Revision Date	Issued by	Issued to
M Haron				
SAXON AVENUE, HANWORTH, MIDDLESEX TW13 5JN				
ADDRESS				
21 WICKHAM ROAD, LOWER EARLEY READING RG6 3TE				
PROJECT STATUS				
PL				
DRAWING TITLE				
BLOCK PLAN AND LOCATION PLAN				
DESIGN BY		DRAWN BY		
MH		DG		
SCALE		DATE		
As indicated		SEPT2025		
DRAWING NO		REVISION		
00		A		