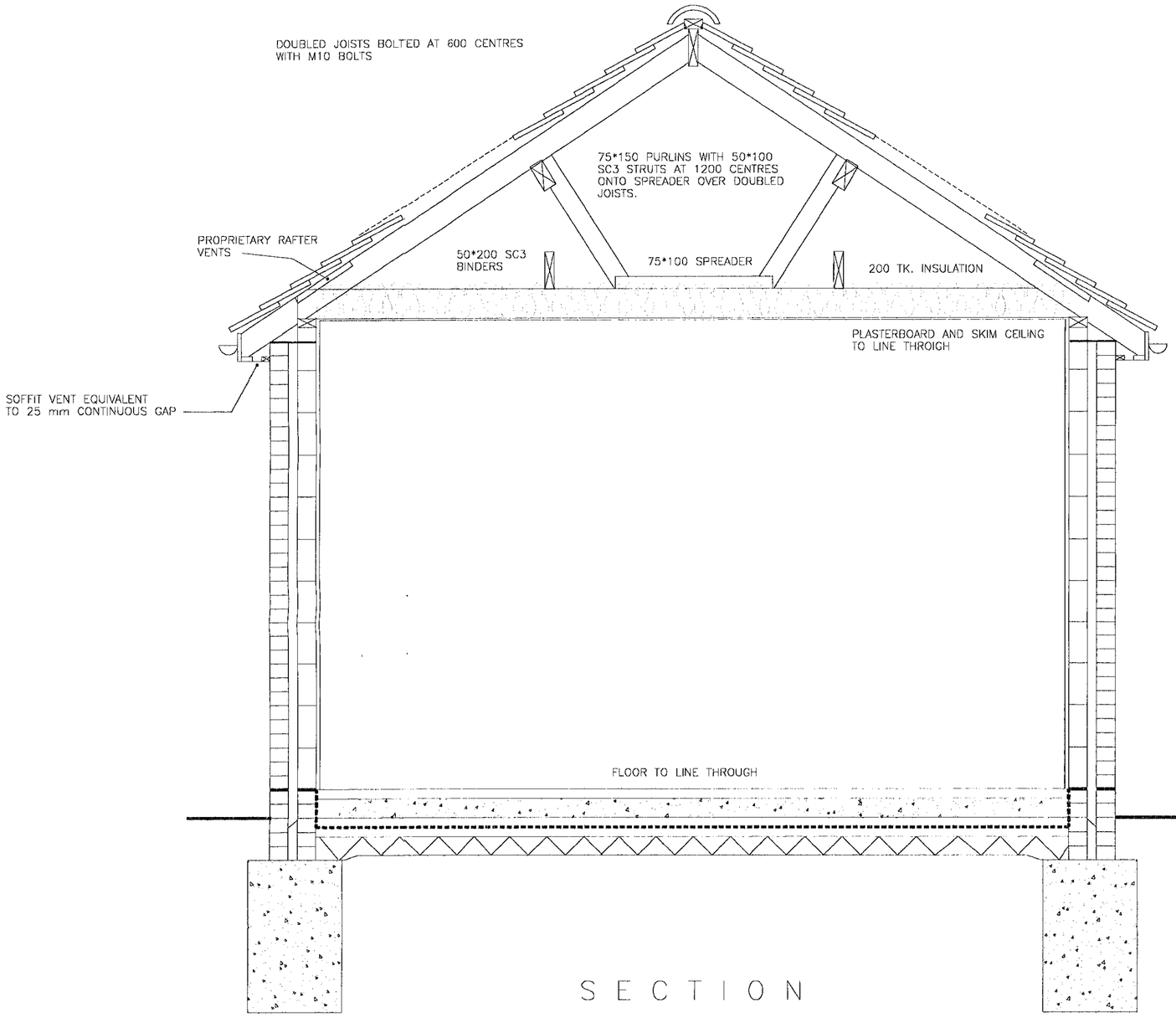

S E C T I O N

ROOF– CONCRETE TILES TO MATCH ON PRESSURE TREATED BATTENS ON REINFORCED FELT ON 50*100 SC3 RAFTERS AT 400 CENTRES WITH 50*170 SC3 JOISTS AT 400 CENTRES.
PROVIDE GALVANISED STEEL VALLEY TROUGH AT ROOF INTERSECTION.
19 TK. FASCIA AND BARGE BOARD TO MATCH EXISTING.
100 DIA. PVC ROUNDLINE GUTTER AND 63 DIA. DOWNPIPE.

JOISTS STRAPPED TO WALL AT 1600 CENTRES

WALLS– FACING BRICK TO MATCH OUTER SKIN WITH 100 CELCON STD. BLOCK INNER SKIN AND 50 CAVITY FILLED ROCKWOOL CAVITY BATS AND CLOSED WITH BATS INCORPORATING A DPC. TWISTED STEEL WALL TIES SPACED 900 HORIZONTALLY AND 450 VERTICALLY AND DOUBLED UP AROUND CORNERS AND OPENINGS. INTERNAL FINISH 2 No. COATS PLASTER. NEW WALLS BONDED TO EXISTING WITH WALL STARTERS.
INTERNAL FINISH 2 No. COATS PLASTER.

FLOOR– 50 SAND/CEMENT SCREED ON MIN. 100 CONCRETE ON 50 JABLITE SD. INSULATION SLABS ON 1200 GUAGE DPM. LAPPED INTO DPC ON SAND BLINDING ON MIN. 100 WELL CONSOLIDATED HARDCORE. MAINTAIN VENTILATION TO EXISTING FLOOR WITH 100 DIA. DUCTS TO EXTERNAL AIR.

FOUNDATIONS– MIN. 500 WIDE IN 1:2:4 SULPHATE RESISTING CONCRETE MIX. TO BE TAKEN DOWN MIN.1000 AND MIN. 600 BELOW ANY ROOTS. WHERE PIPES PASS THROUGH FOUNDATION WALLS PROVIDE R/C LINTELS TO BRIDGE.

HEATING– RADIATOR ADDITIONS TO CLIENT'S SPEC.

POWER– LIGHTING AND NEW OUTLETS TO CLIENT'S SPEC.

WOODWORK– ALL NEW INTERNAL JOINERY TO CLIENT'S SPEC.

17.NOV.2000* 2836

ALL DIMENSIONS TO BE CHECKED ON SITE.

PD DESIGNS
01923 770668

B–

A–

CLIENT
MR. AND MRS. CLARK

JOB
5, BIRCH ROAD
FINCHAMPSTEAD

DESCRIPTION
SINGLE STOREY
REAR EXTENSION

DRAWING TITLE
SECTION

DRAWN	*CHECKED*	*DATE*
PD		10/00
SCALE 1:20	*DRG No.* CLA. 03	*REV*

ventilation– to new bedroom via window mounted trickle vent min. 8000mm2. to bathroom and en–suite via separate mechanical extractors min. 15 litres/sec.

wastes– w.h.b's 32 dia. bath and showers 40 dia. to new external pvc svp. all 75 deep seal.

below ground– drains 100 supersleeve laid to fall min. 1 in 40 and encased pea shingle.

soakaway– min. 1 cubic metre min. 6 metres from any building.

glazing– all new glazing to be double and toughened to b.s. 6206

LOAD BEARING STATUS OF ALL WALLS TO BE DETERMINED BEFORE REMOVAL

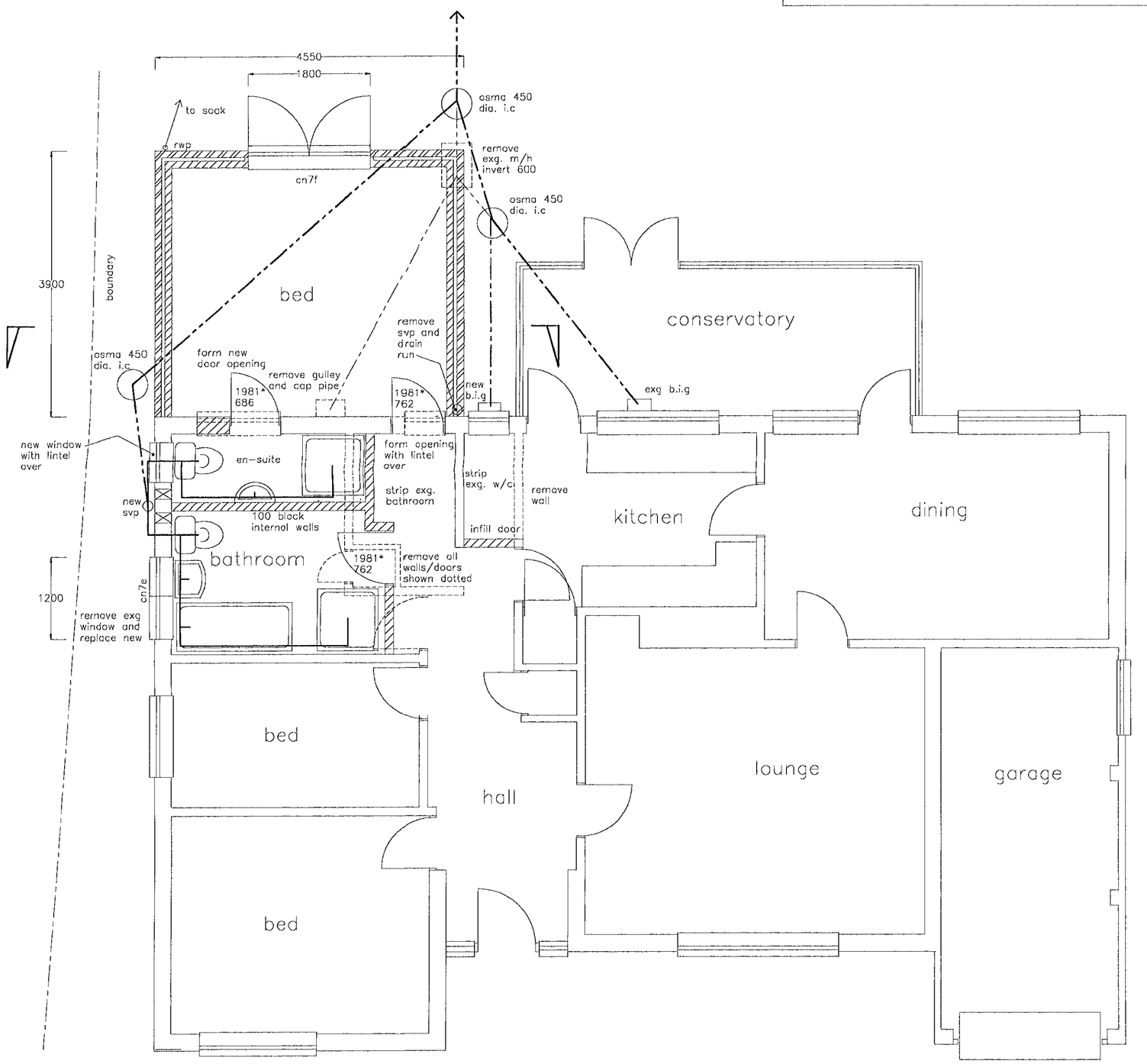

ground floor plan

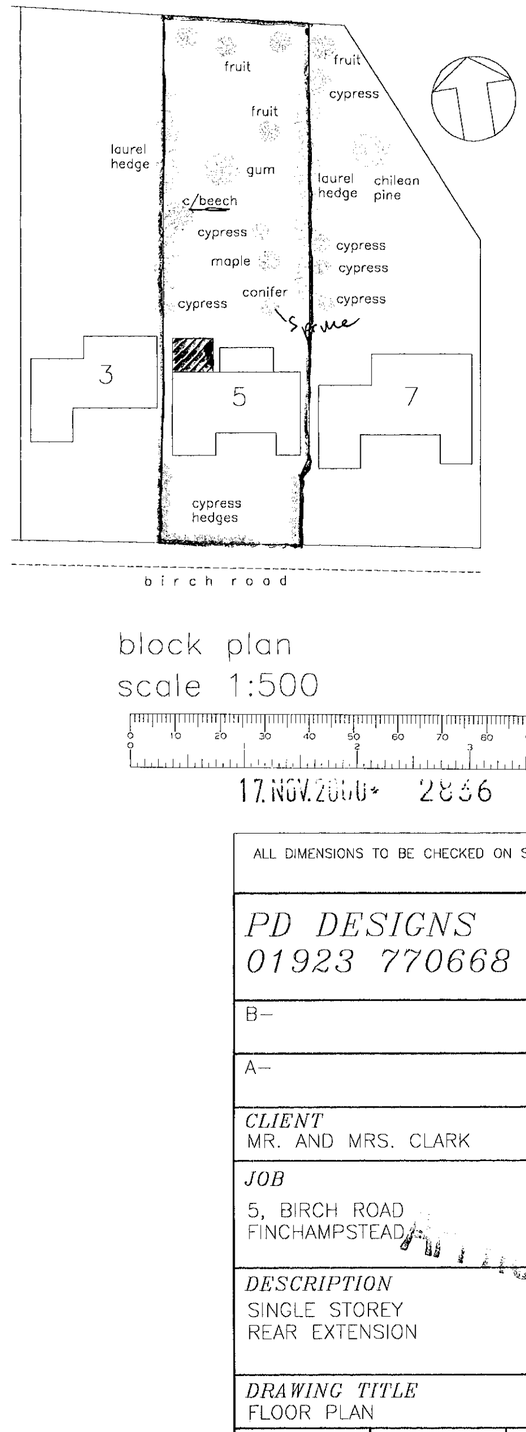

block plan
scale 1:500

17.NOV.2000 2856

ALL DIMENSIONS TO BE CHECKED ON SITE.

PD DESIGNS
01923 770668

B–

A–

CLIENT
MR. AND MRS. CLARK

JOB
5, BIRCH ROAD
FINCHAMPSTEAD

DESCRIPTION
SINGLE STOREY
REAR EXTENSION

DRAWING TITLE
FLOOR PLAN

DRAWN	*CHECKED*	*DATE*
PD		10/00
SCALE	*DRG No.*	*REV*
1:50	CLA. 01	

99/6/03

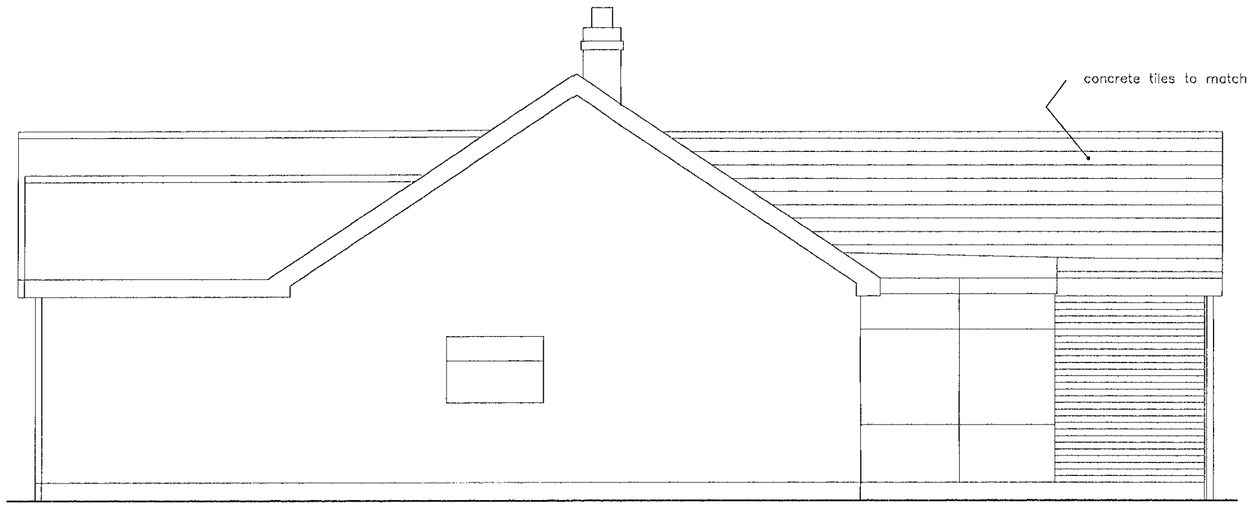

side (east) elevation

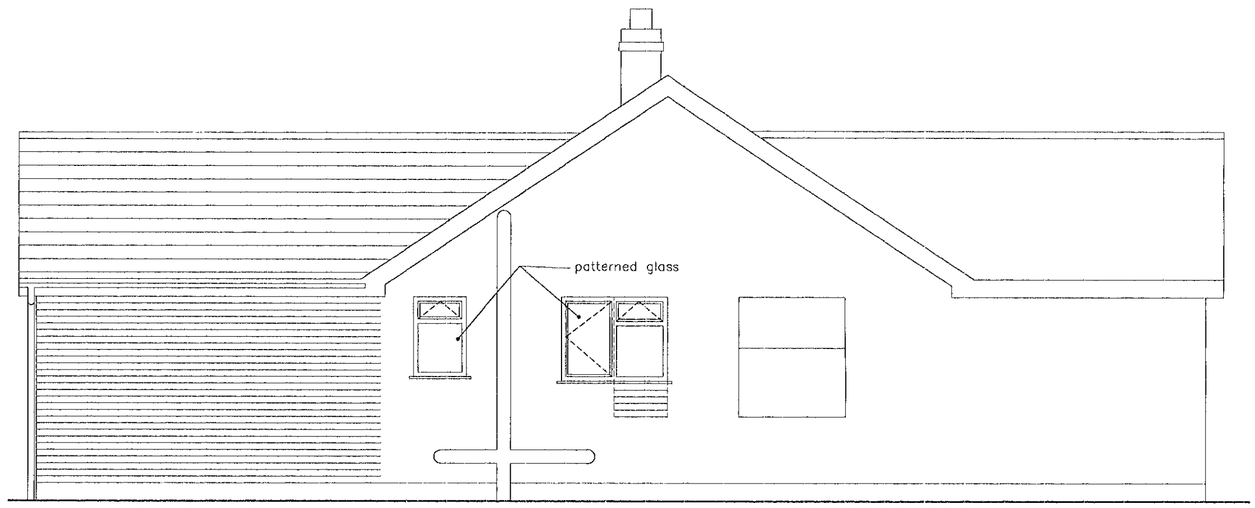

side (west) elevation

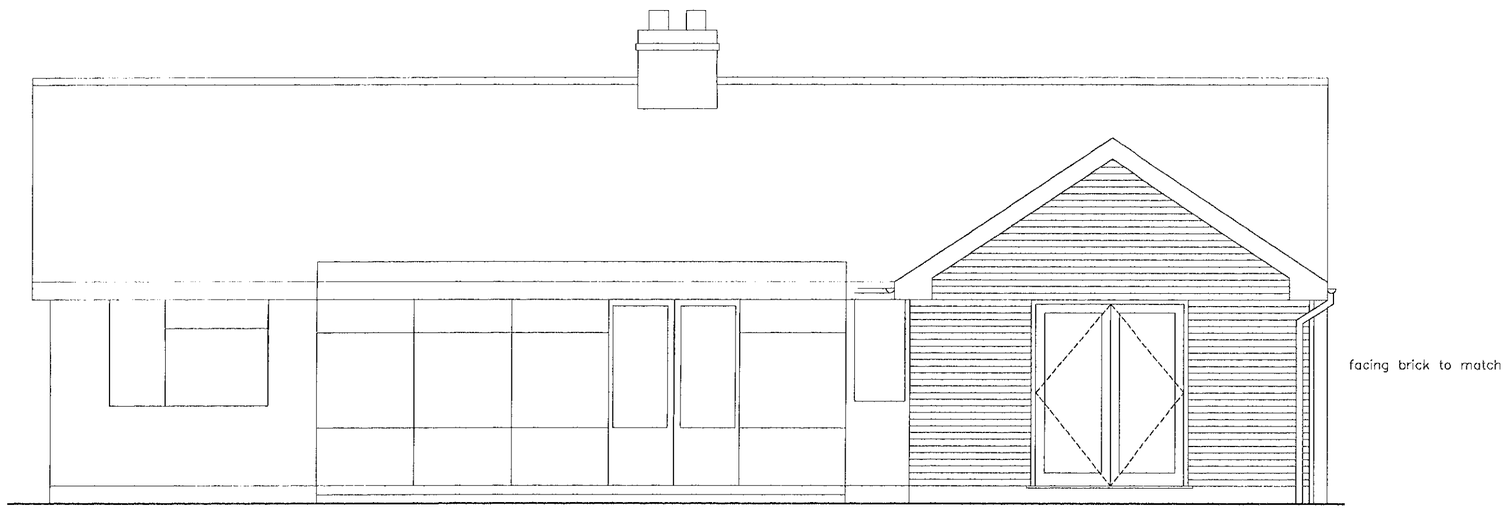

rear elevation

17 NOV 2000 2836

PD DESIGNS
01923 770668

B–

A–

CLIENT
MR. AND MRS. CLARK

JOB
5, BIRCH ROAD
FINCHAMPSTEAD

DESCRIPTION
SINGLE STOREY
REAR EXTENSION

APPROVED

DRAWING TITLE
PROPOSED ELEVATIONS

DRAWN	*CHECKED*	*DATE*
PD		10/00
SCALE 1:50	*DRG No.* CLA. 02	

4 9/6/03