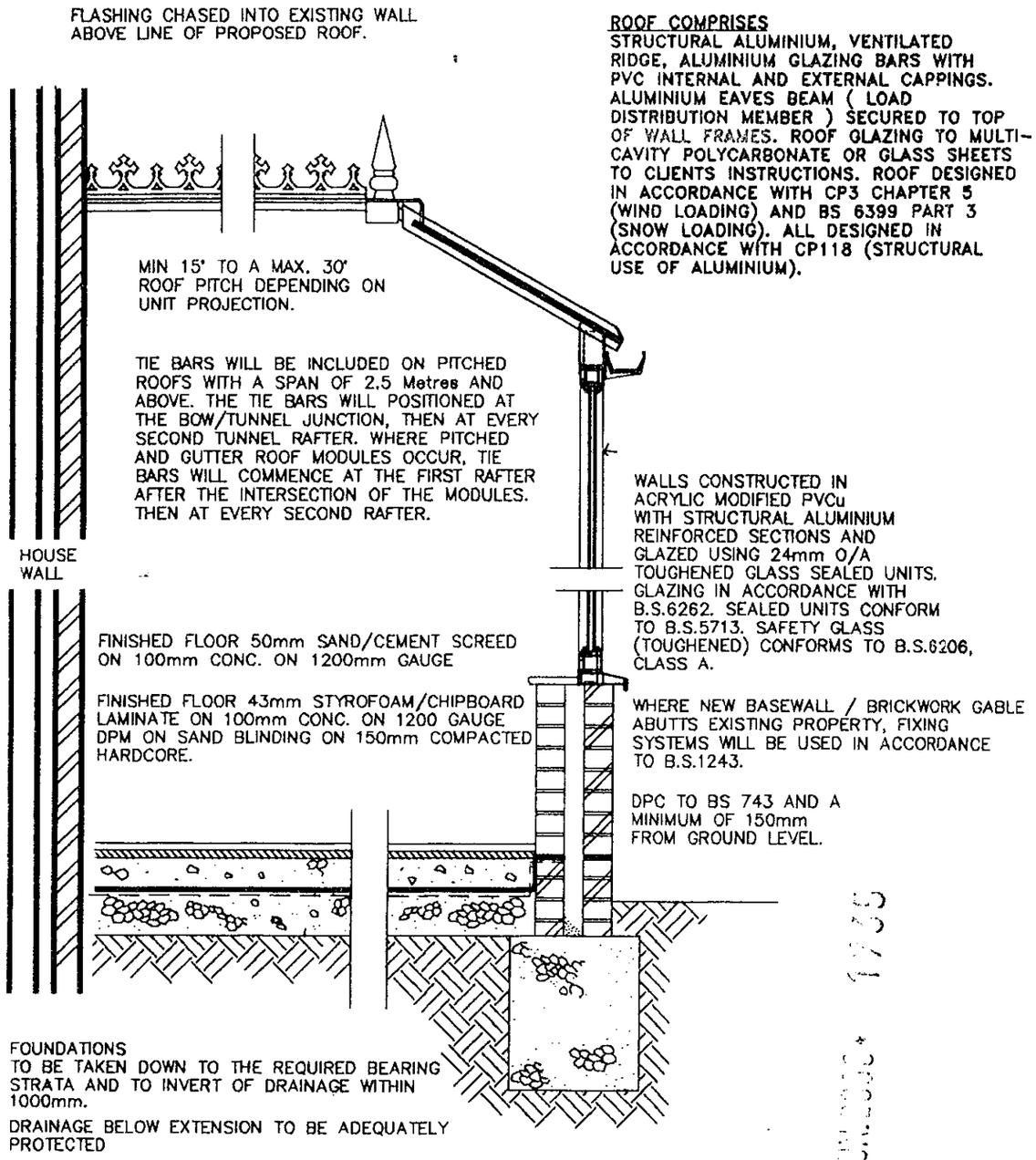

ROOF COMPRISES
STRUCTURAL ALUMINIUM, VENTILATED RIDGE, ALUMINIUM GLAZING BARS WITH PVC INTERNAL AND EXTERNAL CAPPINGS. ALUMINIUM EAVES BEAM (LOAD DISTRIBUTION MEMBER) SECURED TO TOP OF WALL FRAMES. ROOF GLAZING TO MULTI-CAVITY POLYCARBONATE OR GLASS SHEETS TO CLIENTS INSTRUCTIONS. ROOF DESIGNED IN ACCORDANCE WITH CP3 CHAPTER 5 (WIND LOADING) AND BS 6399 PART 3 (SNOW LOADING). ALL DESIGNED IN ACCORDANCE WITH CP118 (STRUCTURAL USE OF ALUMINIUM).

WALLS CONSTRUCTED IN ACRYLIC MODIFIED PVCu WITH STRUCTURAL ALUMINIUM REINFORCED SECTIONS AND GLAZED USING 24mm O/A TOUGHENED GLASS SEALED UNITS. GLAZING IN ACCORDANCE WITH B.S.6262. SEALED UNITS CONFORM TO B.S.5713. SAFETY GLASS (TOUGHENED) CONFORMS TO B.S.6206, CLASS A.

WHERE NEW BASEWALL / BRICKWORK GABLE ABUTTS EXISTING PROPERTY, FIXING SYSTEMS WILL BE USED IN ACCORDANCE TO B.S.1243.

DPC TO BS 743 AND A MINIMUM OF 150mm FROM GROUND LEVEL.

NOTE:– CONSERVATORIES WITH A PITCHED TRANSLUCENT ROOF, UNDER 30m² AREA, ARE NOT SUBJECT TO BUILDING REGULATIONS, PROVIDED IT IS BUILT AT GROUND LEVEL.

TYPICAL SECTION

NOTE:
This cross sectional drawing is shown as a "Typical Example" And is intended for information purposes only. Site Conditions and sub-soil bearing strata will dictate final Design.

DWG: SHT2NVBW REV: E

13.JUN.2000 1735

Anglian Home improvements

DELEGATED

PROPOSED . PVCu DUAL KNIGHT CONSERVATORY.
AT . . . . . 41 ST PATRICKS AVENUE
CHARVIL
BERKS
RG10 9RA
FOR . . . . MR & MRS HUMPHREYS

SURVEYOR: PLEASE CONFIRM THAT ALL THE ABOVE DETAILS ARE CORRECT. . YES ✓

DATE.	REVISIONS.	BY.
1/6	BOX GUTTER TO BE 95MM EAVES TO 2310, LOW PROFILE CILL TO DOORS	RH
	70mm cornerpostadded to frame L.H.S. to allow for	
	vent opening alongside r.w.p.	

DRAWING No. 099/01734	DRAWN BY.. Roy Leftwich	DATE 10/05/00
BRANCH NAME	SURVEYOR.. R.Hill	DATE 19 05 2000

The Company Surveyor has discussed the above survey with me and I agree to the designs and other details finalised during the Surveyor's visit and I understand that I must settle the account with the Installers upon completion.

Customers Signature ..... Date 19.5.2000

Expected Installation Date
SUBJECT TO PLANNING
EST. 8-10 WKS + 6 WKS MANUF.

Comments on deferred installation
.....

Method of payment
CASH

Code
.....

Confirmed with customer as:
CASH
(Anglian does not accept final balance payment by credit card.)

APPROVAL REQUIRED ✓ Where applicable

PLANNING PERMISSION	YES ✓	NO	RESTRICTIVE COVENANTS	YES	NO ✓
BUILDING REGULATION	YES	NO ✓	HOUSING ASSOC. CONSENT	YES	NO ✓
LISTED BUILDING CONSENT	YES	NO ✓	BUILDERS CONSENT	YES	NO ✓
CONSERVATION AREA	YES	NO ✓	LANDLORDS CONSENT	YES	NO ✓

DELEGATED



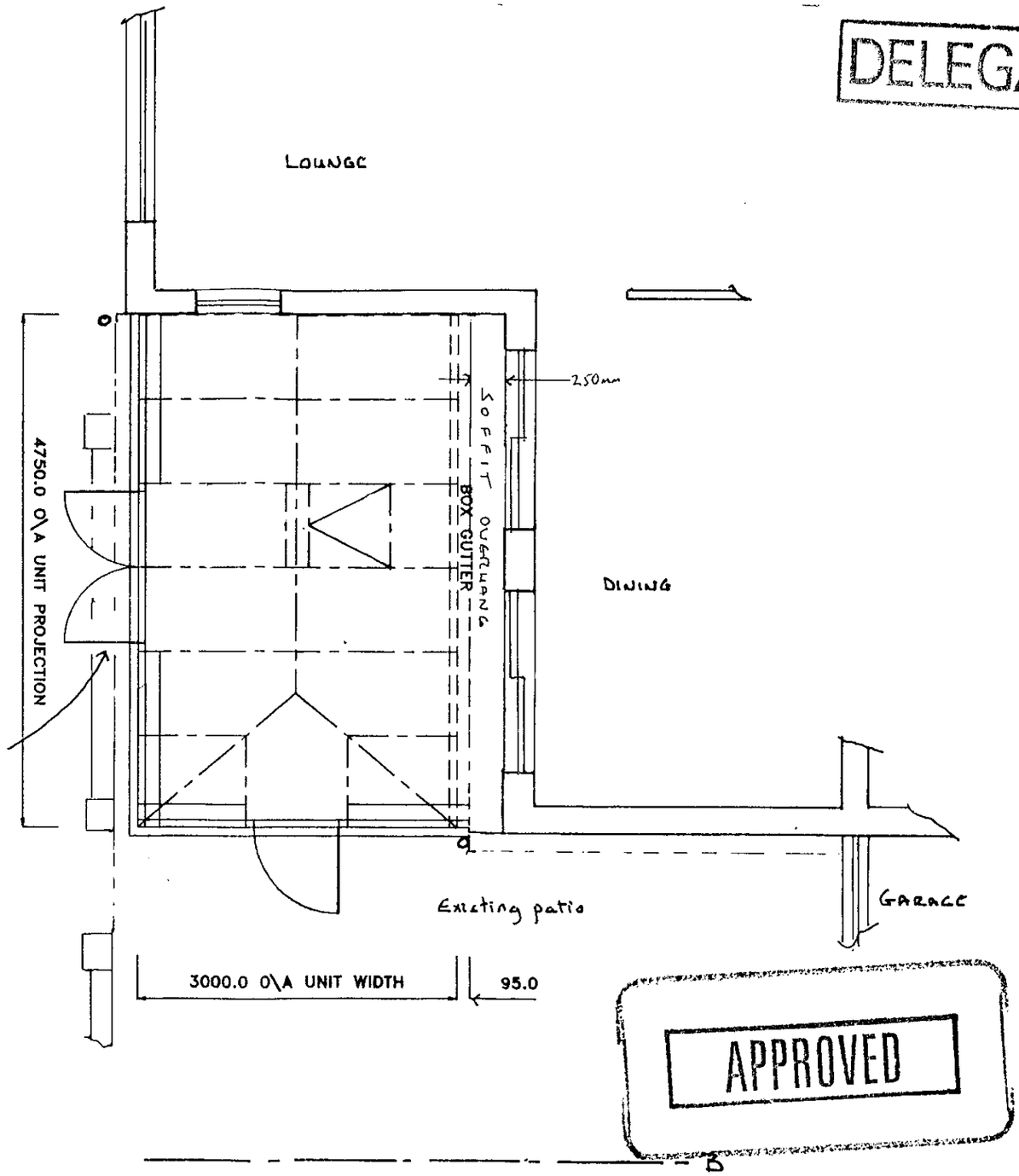

Lawn

BOUNDARY 18m

Existing retaining wall to be partially removed where doors open (By others)

APPROVED

Customers Signature	Date	Drawing No.	Unit Elevation.	Scale..	Drawn..
	19.5.2000	099/01734	PLAN LAYOUT / ROOF DETAILS.	1:50	RTL
				Date.. 10/05/00	Surveyor. R.Hill

DWG: ENGNTBW	REV: C

SURVEYORS BASE PLAN

(TO ACCOMPANY ACTUAL BASE PLAN PROVIDED BY CONSERVATORY ADMIN.)

NOTES

1. ALL DIMENSIONS IN MILLIMETRES AND TO BE CHECKED ON SITE PRIOR TO COMMENCEMENT OF WORK.
2. ONLY FIGURED DIMENSIONS TO BE TAKEN FROM THIS DRAWING.
3. DO NOT SCALE OFF DRAWING.
4. ANY EXISTING BRICK VENTS TO BE DUCTED THROUGH PROPOSED BASE.
5. GROUND LEVEL TO BE LOWERED LOCALLY TO GIVE REQUIRED CLEARANCE FOR D.P.C.
6. SURFACE WATER TO BE DISCHARGED VIA NEW 68 DIA. RAINWATER DOWN PIPE AND SHOED INTO GRATING OVER GULLEY AND INTO 100 DIA. UPVC DRAIN BEDDING ON PEA-SHINGLE TO FALL 1:40 min INTO NEW SOAKAWAY 5.0 m. MIN. AWAY FROM BUILDINGS, TO BE FILLED WITH HARDCORE, AGGREGATE AND PEA GRAVEL.
7. BUILD NEW 600 mm (8 COURSE) BASE WALL ABOVE D.P.C LEVEL OF UNIT. BASE WALL TO BE CONSTRUCTED IN 100 MM THICK BLOCKWORK/BRICKWORK INTERNALLY, 50 MM THICK CAVITY FILLED WITH FIBREGLASS INSULATION BATS, 100 MM THICK BRICKWORK EXTERNALLY, AND TO INCORPORATE D.P.C MIN 150 MM ABOVE GROUND LEVEL AND TO INCLUDE "BUTTERFLY" GALVANISED WIRE TYPE WALL TIES STAGGERED 900 MMM HORIZONTALLY, 450 MM VERTICALLY AND TO BE DOUBLED UP AROUND CORNERS AND REVEALS. CLOSE INTERNAL SKIN AT JAMBS AGAINST 150 MM WIDE D.P.C CAVITY BELOW GROUND LEVEL TO BE FILLED WITH LEAN MIX CONCRETE TO WITHIN 150 MM OF D.P.C. LEVEL OF UNIT. ALL NEW VISIBLE BRICKWORK, INCLUDING BRICKWORK BELOW D.P.C. LEVEL AND ABOVE EXTERNAL GROUND LEVEL TO PERIMETER OF UNIT TO MATCH EXISTING HOUSE BRICKWORK (WHERE POSSIBLE).
8. Note: Angle formed by existing buildings is >90° (20mm beyond diagonal over 5m)

- dpc and FFL to match existing
- Oversite 43mm below FFL for coseyfloor

Section thru existing patio door sill (not to scale)

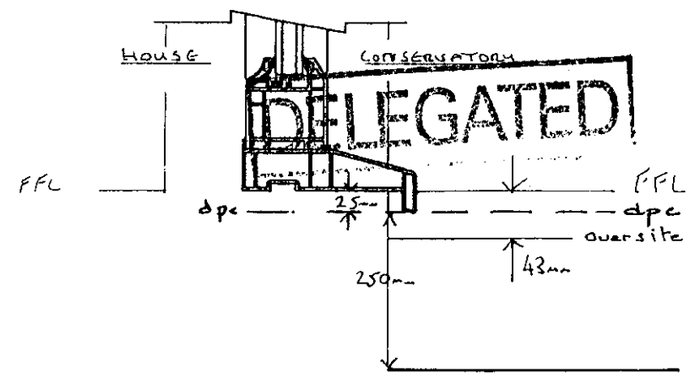

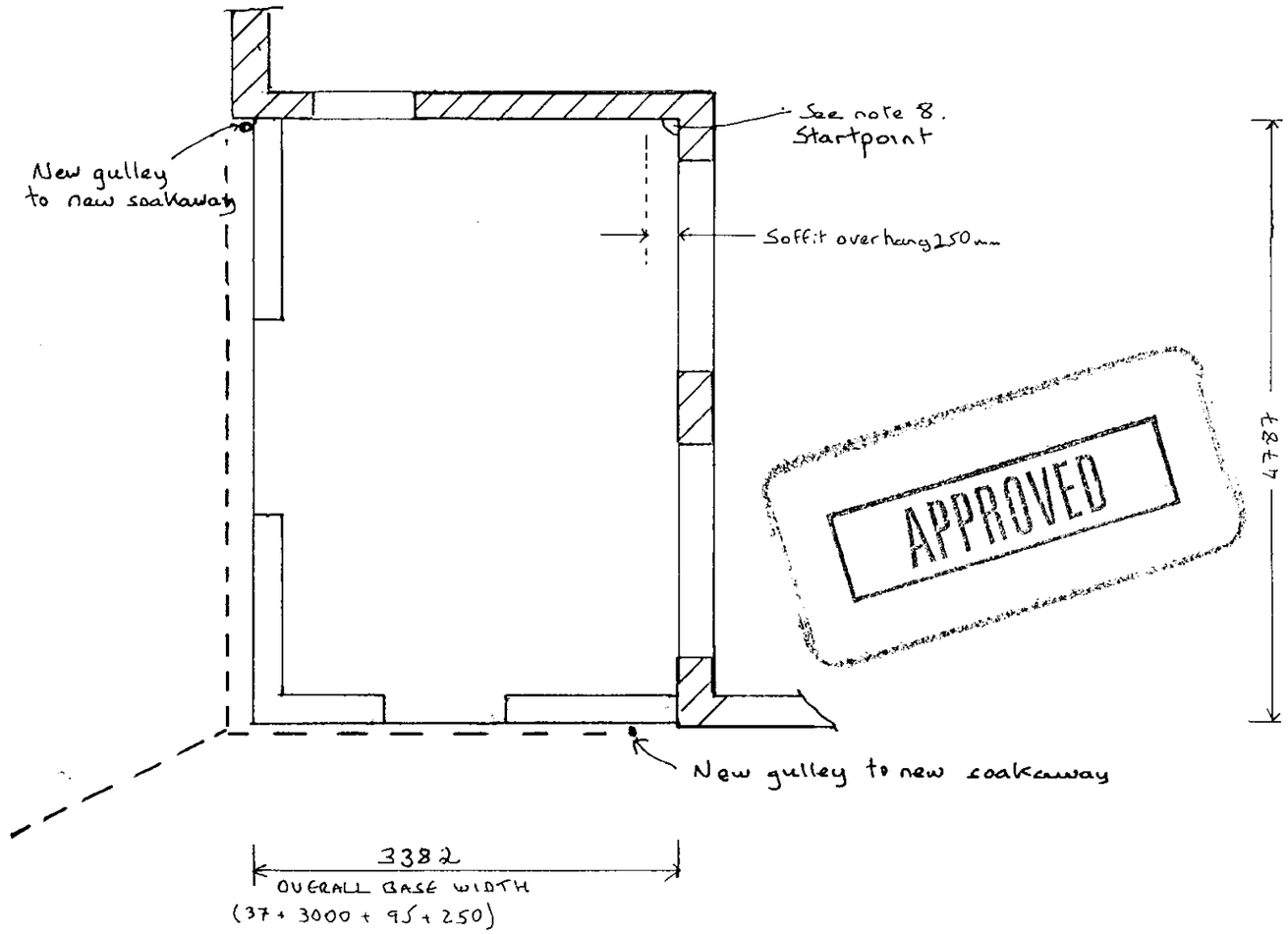

NOTE- BUILDER ENSURE EXISTING WALLS ARE PLUMB PRIOR TO COMMENCEMENT OF BASEWORKS.

Customers Signature	Date		Drawing No.	Unit Elevation.	Scale..	Drawn..
.....	19.5.2000		099/01734	BASE LAYOUT.	1:50	RTL
					Date.. 10/05/00	Surveyor. R.H.II

DELEGATED

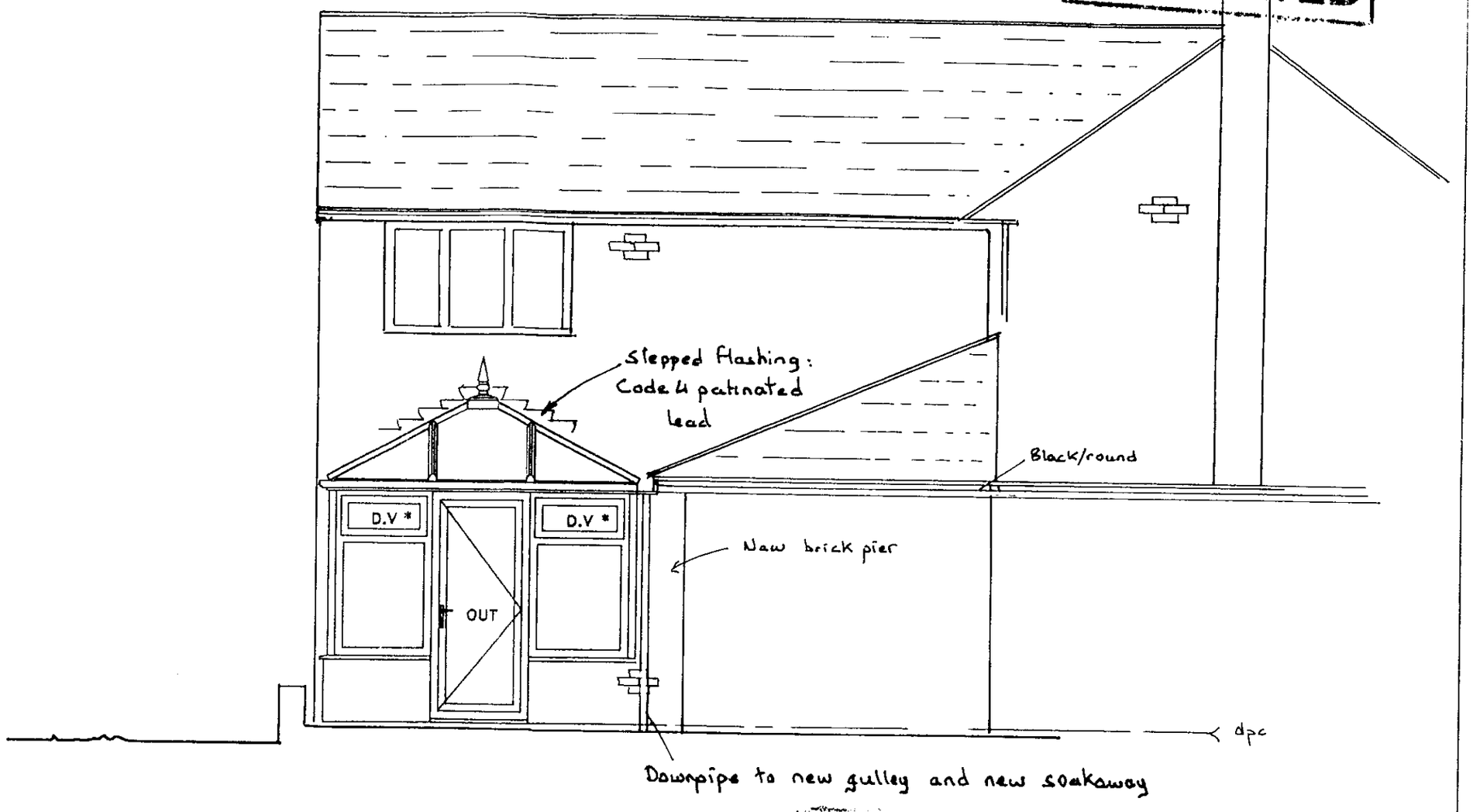

SPECIFICATION:

1No. DOUBLE DOOR WHERE SHOWN (OPEN OUT)
1No. SINGLE DOOR WHERE SHOWN
2No. FANLIGHT VENTS WHERE SHOWN
4No. DUMMY VENTS WHERE SHOWN
1No. ROOF VENT WHERE SHOWN
BASEWALL HEIGHT 600mm
ROOF PITCH 25°
SGO WHERE SHOWN (*)
DENTIL MOULDING REQUIRED

APPROVED

Customers Signature	Date	Drawing No.	Property Elevation:	Unit Elevation:	Scale..	Drawn..
.....	19.5.2000	099/01734	SIDE	FRONT ELEVATION.	1:50	RTL
					Date.. 10/05/00	Surveyor. R.Hill

DELEGATED



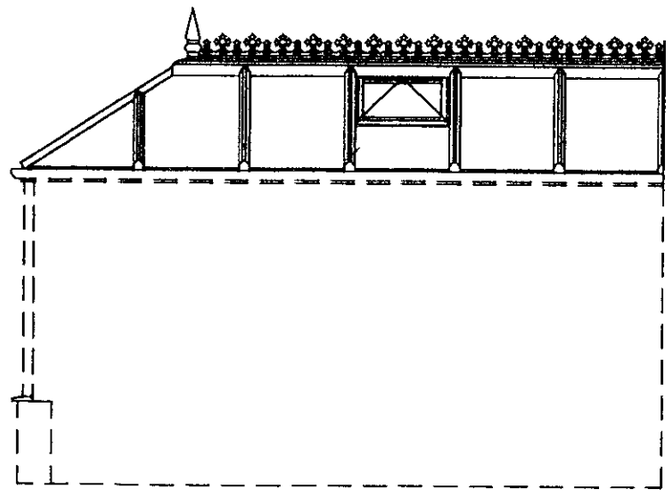

Downpipe to new gulley and new soakaway (Extra 70mm corner post added to frame to allow for vent opening alongside downpipe)

Retaining wall to be partially removed to allow for door opening

APPROVED

Customers Signature	Date	Drawing No.	Property Elevation:	Unit Elevation:	Scale..	Drawn..
.....	17.5.2000	099/01734	REAR	SIDE ELEVATIONS.	1:50	RTL
					Date.. 10/05/00	Surveyor. R.Hill

PRODUCT CHECK SHEET.

DELEGATED

CONSERVATORY ADMIN.

☑ Where applicable

PRODUCT: WHITE KNIGHT ☐ DUAL KNIGHT ☑ CRUSADER ☐ EXCALIBUR ☐ GOLDEN OAK ☐ TIMBER ☐

** NOTE - ALL CRUSADER CONSERVATORIES ARE GLAZED EXTERNALLY.*

EXCALIBUR COLOUR: N\A OUT/WHITE IN.

ROOF COLOUR: WOODGRAIN OUT/ WHITE IN.

ROOF MATERIAL: POLYCARBONATE ☑ GLASS ☐ TIMBER ☐ GRP ☐

ROOF MATERIAL COLOUR: BRONZE /SPEC. (GLASS) 16mm

ROOF VENT: YES ☑ NO ☐ QUANTITY: 1 MANUAL ☑ AUTOMATED ☐ RIDGEFLOW: YES ☐ NO ☑

HANDLE COLOUR: SILVER ☐ WHITE ☐ GOLD ☑ TYPE: STRAIGHT ☑ CURVED ☐

DENTIL MOULDING: YES ☑ NO ☐

THRESHOLD: LOW ☑ HIGH ☐ WHEELCHAIR ☐

SPECIAL GLASS TO FRAMES: PILKINGTON 'K' (If required)

OBSCURE GLAZING PATTERN: N\A (If required)

S.G.O.: YES ☑ NO ☐ 4/9534A

WINDOW BOARDS: YES ☑ NO ☐ (IF NO, BRANCH ORDER AS DURABOARD)

EXTRA FRAMES: YES ☐ NO ☑ (IF YES, PLEASE SUPPLY INFORMATION)

EXTRA TIMBER: YES ☐ NO ☑ (IF YES, PLEASE SUPPLY TIMBER SHEET)

NUMBER OF DOWNPIPES: 2 POSITION: L/H ☑ R/H ☑ INTERMEDIATE ☐ (AS VIEWED FROM OUTSIDE).

SOAKAWAY REQUIRED YES ☑ NO ☐ Position Left/Right see P6

R.W. LINK TO EXISTING SYSTEM YES ☐ NO ☑

LOCAL COUNCIL ☐ HOUSING ASSOCIATION ☐ BUILDER ☐ OTHERS ☐

ADDRESS – WOKINGHAM DC

BRANCH/SURVEY

☑ Where applicable 25mm MIN WIDTH REQ'D.

WINDOW BOARDS: WHITE ☐ MAHOGANY ☑ GOLDEN OAK ☐ LIGHT OAK ☐ TIMBER ☐ TILED ☐

BRICK TYPE (IF KNOWN): LBC TUDOR

INTERNAL BASEWALL FINISH: BRICK ☑ PLASTER ☐

SKIRTING BOARD: YES ☐ NO ☑ SPECIFY TYPE:

FLOOR FINISH: SCREED ☐ COSEYFLOOR ☑ OTHER (SPECIFY)

RETAINING HOOKS: SILVER ☐ BRASS ☑ NONE ☐

S.G.O. (SPECIFY & QUANTITY): 4/9534A 6 NO.

HANDLE COLOUR: SILVER ☐ WHITE ☐ GOLD ☑ TYPE: STRAIGHT ☑ CURVED ☐

SITE ACCESS (SPECIFY): SIDES OF HOUSE

REMOVE SITE OBSTRUCTION (SPECIFY): RETAINING WALL TO BE MOVED BY OTHERS (WILL FOUL DOOR OPENING)

MATURE TREES (SPECIFY): 5m HIGH C/BEECH @ 12m FROM UNIT.

SKIP DETAIL: ROAD ☐ DRIVE ☑ COMMENTS:

RAINWATER ACCESSORIES (SPECIFY):

PAVING (REINSTATE OR NEW, SPECIFY): REINSTATE + MAKE GOOD

ELECTRICS: BY OTHERS

PLUMBING: NO

ANCILLARYS: NO

** NOTE - IF WORK BY CUSTOMERS OWN CONTRACTOR PLEASE STATE "BY OTHERS"*

Customers Signature	Date		Drawing No.	Description	Scale..	Drawn..
[signature]	19.5.2000		099/01734	CHECK SHEET.	N/A	RTL
					Date.. 10/05/00	Surveyor. R.Hill