

Back Elevation 1:50



Front Elevation 1:50



Side Elevation 1:50

PROPOSED

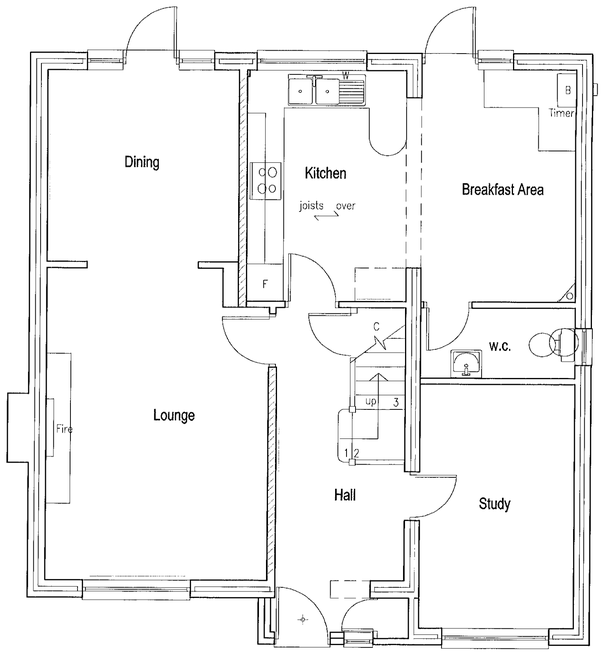

Ground Floor Plan 1:50

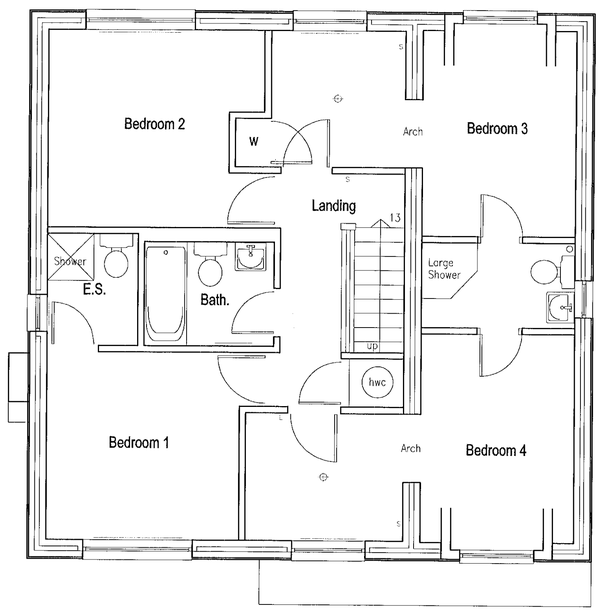

First Floor Plan 1:50

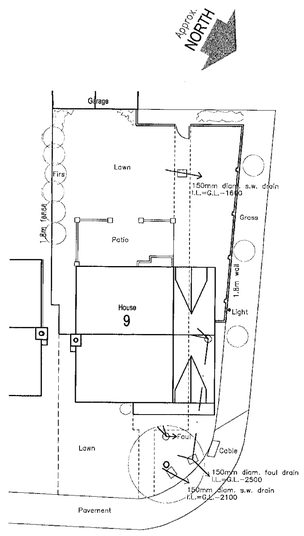

Site & Roof Plan 1:200

REFUSED

13 JUN 2000 * 1736

General notes:

Materials and details generally to match existing

Symbols key:

D	Downlighter
F.L.	Fluorescent light and diffuser
	Ceiling spotlight point
	General ceiling light below ceiling
	Wall light
2/3	Double 13 amp switched socket 250mm above floor
2/3	Double 13 amp socket above worktop
S	Appliance spur 250mm above floor with nearby labelled switch
G	Gas point
C	Electric cooker point
	Light switch
2L	2 way light switch
T	Thermostat
T	Telephone point
E	Electricity meter
G	Gas meter
W	Water
I.C.	Inspection Chamber
S.D.	Smoke Detector
S.V.P.	Soil and vent pipe
B	Bell push
B	Bell
I.R.	Infra red detector
A	Alarm
A.C.	Alarm control
T.V.	T.V./F.M. socket linked to aerial
	Automatic extractor fan discharging externally
B.I.G.	Back inlet gully
	Hot water radiator

DELEGATED

Date	Revisions

© copyright

...ABRACAD...
ARCHITECTURE • URBAN DESIGN • COMPUTER GRAPHICS
The Atrium, Broad Lane, Bracknell, Berkshire, RG12 9BX
Tel 01344 481047 Fax 01344 459152 Mob 0498 702028
e-mail alistair.lloyd@breathemail.net

Client
Mr & Mrs P. Hodge

Job Title
Proposed extension & alterations at:
9 Tamarind Way,
Earley,
Reading,
RG6 5GR

Drawing Title
Proposed Plans & Elevations

Scale 1:50, 1:100 & 1:200

Date June 2000 | Drawn by A. Lloyd Architect

Drg No PHD/02 | Rev



Front Elevation 1:50



Side Elevation 1:50

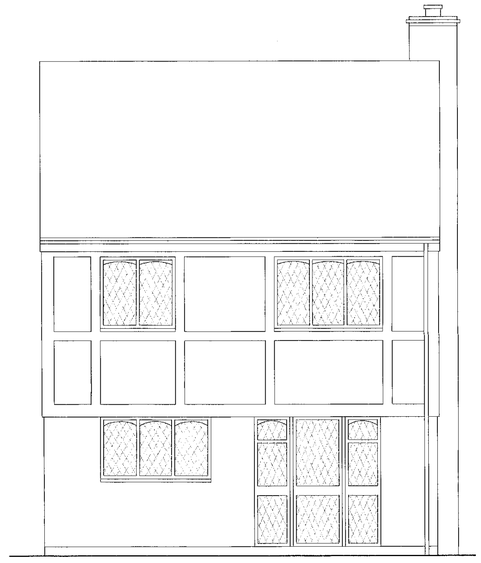

Rear Elevation 1:50

EXISTING





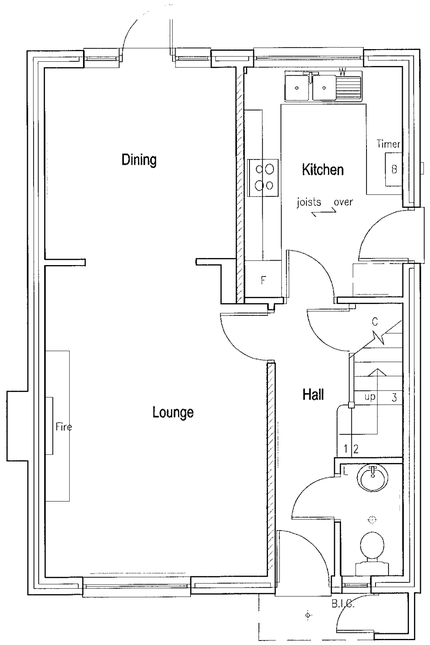

Ground Floor Plan 1:50

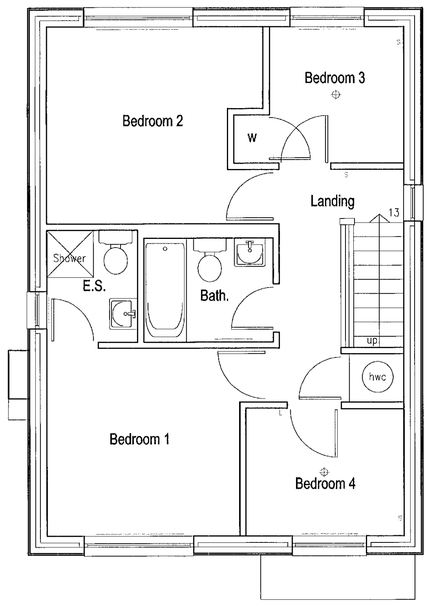

First Floor Plan 1:50

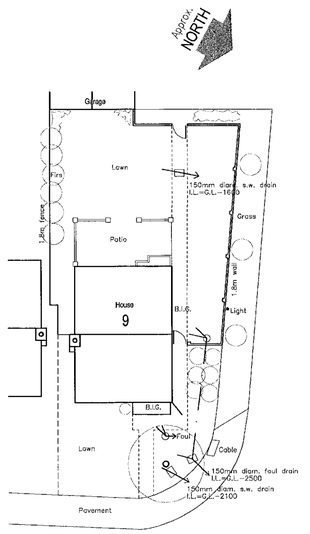

Site & Roof Plan 1:200

General notes:
Block inner leaf

Materials:
Grey concrete interlocking tiles, Redland Renown or similar
Magnolia painted rendered upper floor with black timbers
Red brickwork
Brown framed single glazed softwood windows with swept heads and diamond leaded light effect
Black round uPVC guttering
Brick paved patio
Black stained eaves with exposed rafter ends

Symbols key:

D	Downlighter
	Fluorescent light and diffuser
	Ceiling spotlight point
	General ceiling light below ceiling
	Wall light
2S	Double 13 amp switched socket 250mm above floor
2S	Double 13 amp socket above worktop
S	Appliance spur 250mm above floor with nearby labelled switch
G	Gas point
C	Electric cooker point
	Light switch
2L	2 way light switch
T	Thermostat
T	Telephone point
E	Electricity meter
G	Gas meter
W	Water
I.C.	Inspection Chamber
S.D.	Smoke Detector
S.V.P.	Soil and vent pipe
B	Bell push
B	Bell
IR	Infra red detector
A	Alarm
A.C.	Alarm control
T.V.	T.V./F.M. socket linked to aerial
	Automatic extractor fan discharging externally
B.I.G.	Back inlet gully
	Hot water radiator

Date	Revisions

12 JAN 2000* 1736

© copyright

...ABRACAD...
ARCHITECTURE • URBAN DESIGN • COMPUTER GRAPHICS
The Atrium, Broad Lane, Bracknell, Berkshire, RG12 9BX
Tel 01344 481047 Fax 01344 459152 Mob 0498 702028
e-mail alistair.lloyd@breathemail.net

Client
Mr & Mrs P. Hodge

Job Title
Proposed extension & alterations at:
9 Tamarind Way,
Earley,
Reading,
RG6 5GR

Drawing Title
Existing Plans & Elevations

Scale 1:50, 1:100 & 1:200

Date June 2000 | Drawn by A. Lloyd Architect

Drg No PHD/01 | Rev