DWG No. 2003-032/02

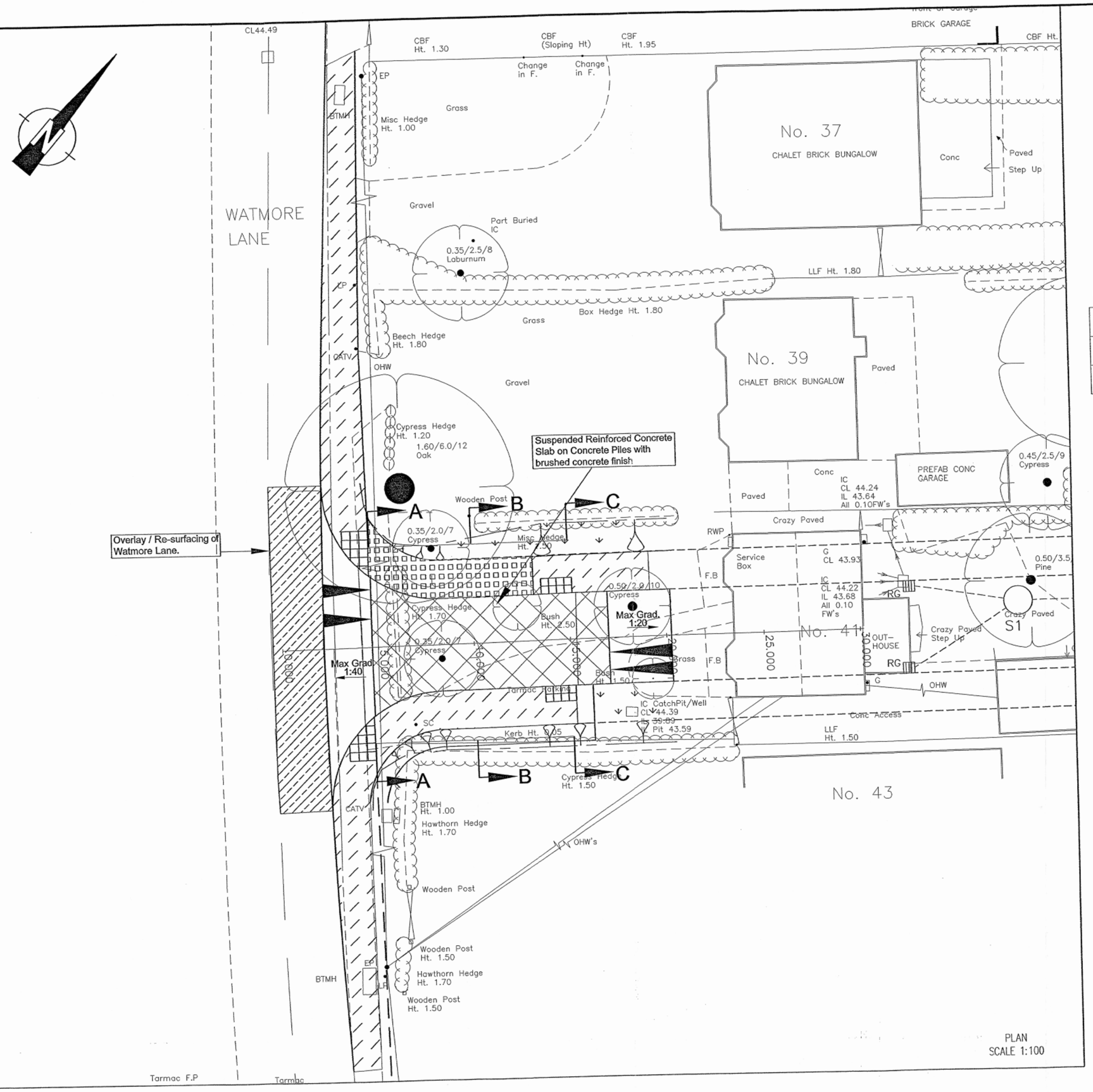

PLAN
SCALE 1:100

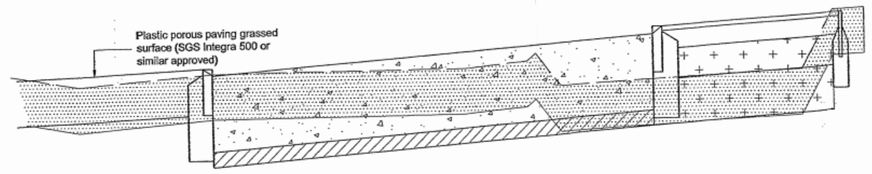

Level Datum =44.000

PROPOSED LEVELS	44.643	44.835 44.835	45.085	45.087 45.087	45.129	
OFFSET	-5.000	-3.500 -3.500	0.000	3.500 3.500	5.443	
EXISTING LEVELS	45.000	44.864	45.000	45.007	45.029 45.031	44.944	44.888	45.130	45.156

SECTION A–A Chainage = 4.685

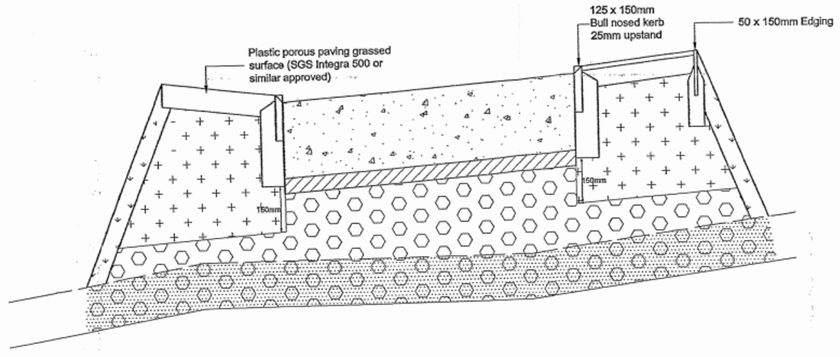

Level Datum =44.000

PROPOSED LEVELS	44.965	44.835 44.835	44.833	44.875 44.896	45.043	
OFFSET	-1.500 -1.500	-3.500 -3.500	0.000	3.500 3.500	5.400	
EXISTING LEVELS	44.765 44.220	44.457	44.433	44.455	44.545 44.531	

SECTION B–B Chainage = 10.000

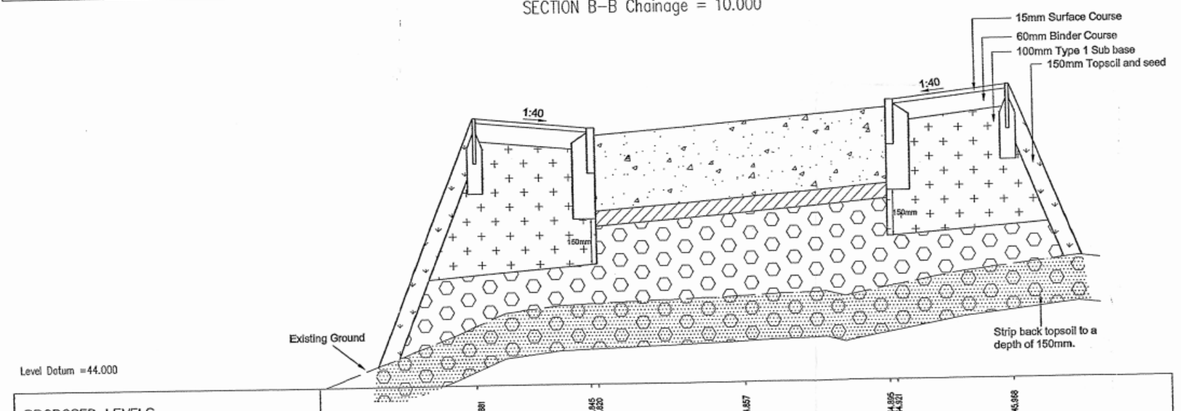

Level Datum =44.000

PROPOSED LEVELS	44.88	44.835 44.835	44.837	44.855 44.831	45.008	
OFFSET	-1.500 -1.500	-3.500 -3.500	0.000	3.500 3.500	5.400	
EXISTING LEVELS	44.628	44.331	44.282	44.305	44.329	44.333	44.288	44.444	44.437

SECTION C–C Chainage = 15.337

SCALE H = 1:50
V = 1:10

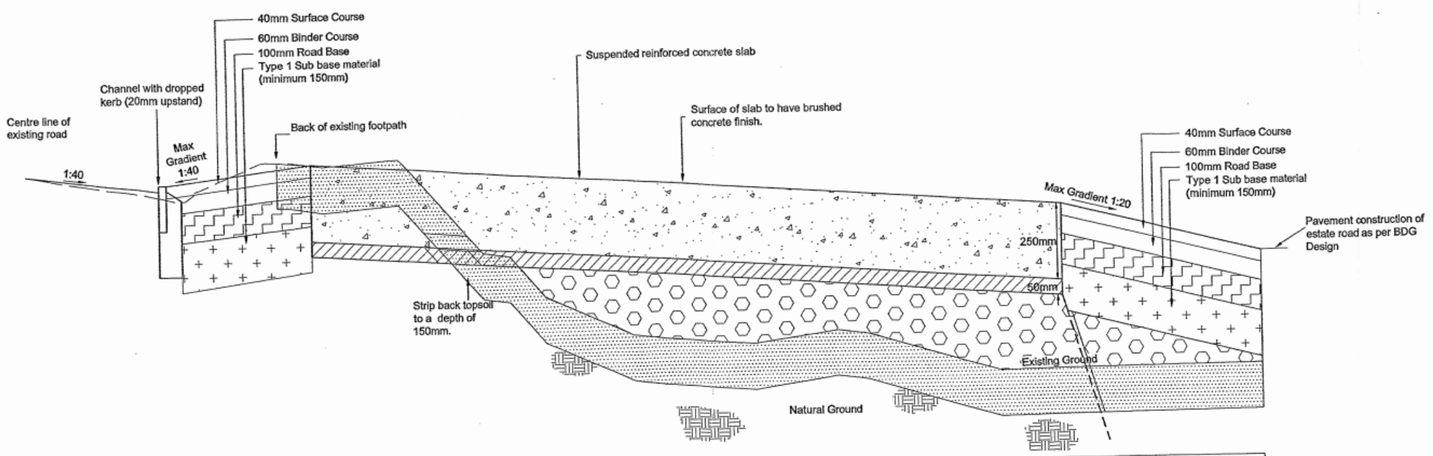

Level Datum =44.000

| | | | | | |