APPROVED

PLEASE IGNORE ALL REFERENCES TO FIRST FLOOR SIDE EXTENSION.

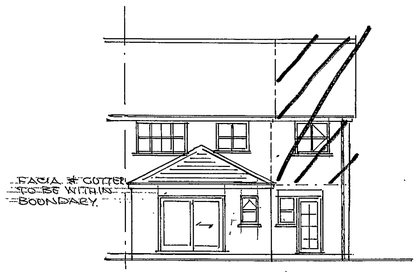

REAR ELEVATION

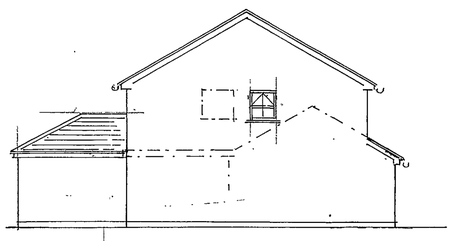

SIDE ELEVATION

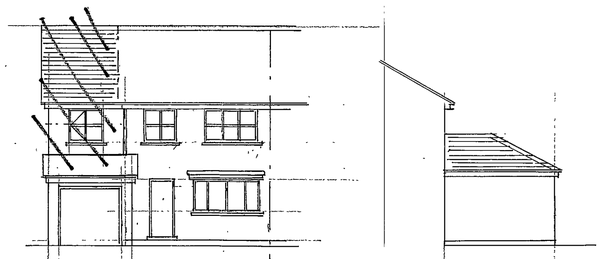

FRONT ELEVATION

SIDE ELEVATION

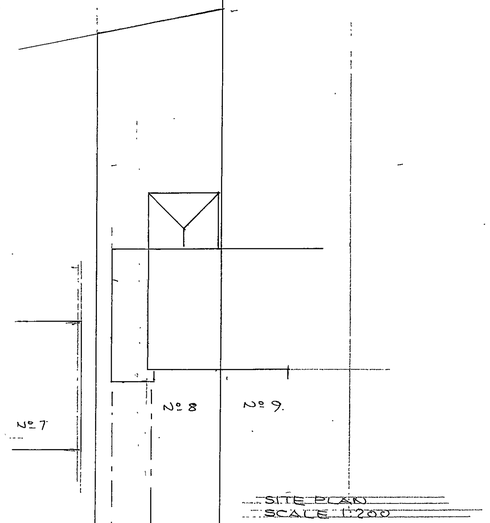

SITE PLAN
SCALE 1:200

16 NOV 2002
9108

PLUMBING SERVICES:
SHOWER & HANDBASINS TO HAVE 75mm SEAL TRAPS & 38x50 UPVC WASTES, TOILETS 100ø CONNECT TO SOIL PIPES & SEWER AT 1:40 SLOPE ON PEA GRAVEL.

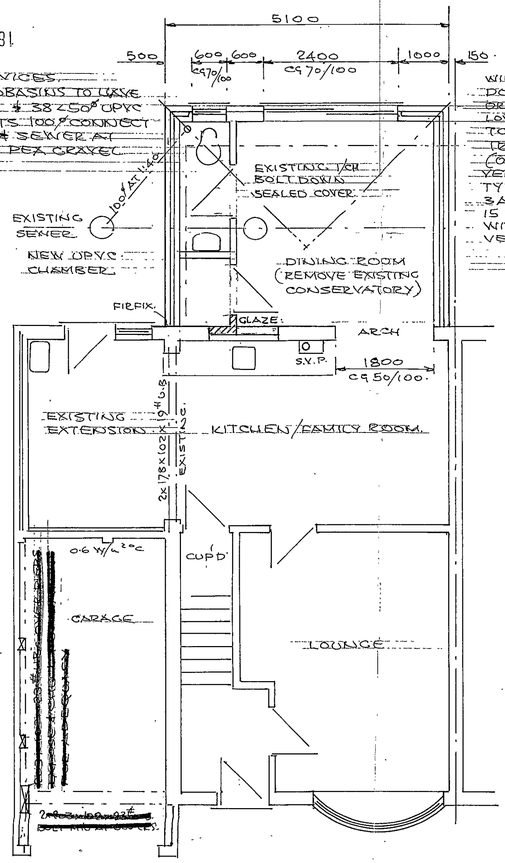

WINDOWS & GLAZED DOORS DOUBLE GLAZED TOUGHENED OR LAMINATED GLASS WITH LOW E COATING & 16mm CAP TO GIVE 0.2 W/m²°C WITH TRICKLE VENTS & 850x550 (0.33 M²) OPENINGS.
VENTILATION BY VENT AXIA TYPE FANS GIVING:
3 AIR CHANGES PER HOUR AT 15 LITRES PER SEC (TOILETS) WITH 8000 cm² BACKGROUND VENTS TO ALL ROOMS.

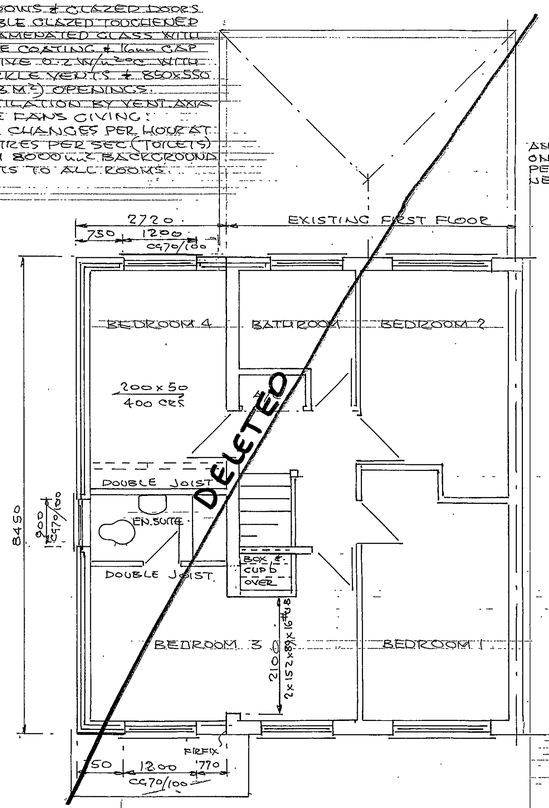

WALL CONSTRUCTION:
BRICK SOLDIER COURSE TO MATCH EXISTING.
75mm CAVITY WITH FULL FILL ROCKWOOL.
100mm TURBO BLOCK INNER LEAF WITH 15mm PLASTER TO GIVE 0.35 W/m²°C.
CAVITIES CLOSED AT EAVES & REVEALS WITH DAMPCORE OR THERMABATE TO FRAMES & CILLS, LINTELS CAVITY COURSE WALL TIES AT 450 VERT. & 900 HORIZ. CRS.
WALLS BELOW GROUND CONCRETE ECCE WITH LEAN MIX FILL TO CAVITY OVER 600x300 STRIP FOONDATION (TAKEN DOWN TO SOLID STRATA OR INVERT OF SEWER WITH LINTELS OVER PIPES. TO GIVE 65N/mm² ALL ROUND & RODENT SCREENS.

ANY OVERHANG ONLY WITH PERMISSION OF NEIGHBOUR

ROOF CONSTRUCTION - PITCH 30°
CONC. TILES TO MATCH EXISTING OVER 38x25 BATTENS, ROOFING FELT, MANUFACTURED ROOF TRUSSES AT 600 CRS WITH CALCULATIONS SUPPLIED PRIOR TO INSTALLATION, WITH STEEL FIXINGS & 1000x30x5 RESTRAINT STRAPS AT 1200 CRS. PART TO JOISTS. 250mm ROCKWOOL & 12.5mm FOIL BACK PLASTER BOARD TO GIVE 0.16 W/m²°C
HIPPED ROOF AS ABOVE BUT WITH 200x50 RIDGE & HIP BEAMS, WITH 150x50 RAFTERS & JOISTS AT 400 CRS. & NOGGINS TO 3 JOISTS FOR RESTRAINT STRAPS. - PITCH 27°

FIRST FLOOR CONSTRUCTION
2 LAYS 9.5 CHIPBOARD OVER 200x50 JOISTS AT 400 CRS. WITH 12.5 PLASTER BOARD (2 LAYS 9.5 OVER GARAGE)

225x25 FACIA BOARDS
200x25 SOFFITS WITH 25 VENT CAP / INSECT SCREEN.
100ø UPVC GUTTERS & 68ø R.W. PIPE TO EXISTING S.W.D.

150 HIGH LEAD FLASHING INTO MORTAR & CAVITY TRAY AT WALL ABOTMENT.

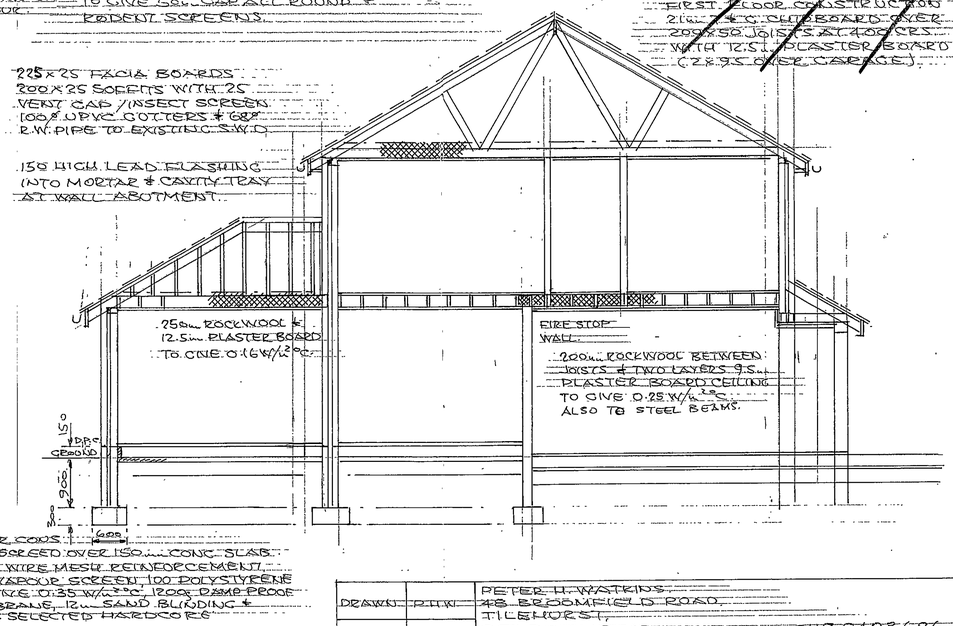

FLOOR CONS:
38mm SCREED OVER 150mm CONC. SLAB WITH WIRE MESH REINFORCEMENT, 500 VAPOUR SCREEN, 100 POLYSTYRENE TO GIVE 0.35 W/m²°C 1200g DAMP PROOF MEMBRANE, 12mm SAND BLINDING & 150mm SELECTED HARDCORE

DRAWN	RTW	PETER H WATKINS
		48 BROOMFIELD ROAD
		TILEHURST
DATE	15.3.2002	READING, RG 30 6AL 0118 9423696.
		CLIENT MR & MRS MCLAREN 0118 9617607.
		TITLE [redacted] SINGLE REAR EXTN
		LOCATION 3 WHEELTON CLOSE, LOWER EARLEY
SCALE		
1:50, 1:100, 1:200, 1:1250		DRAWING N° PW 22049

CD
20/1/03.

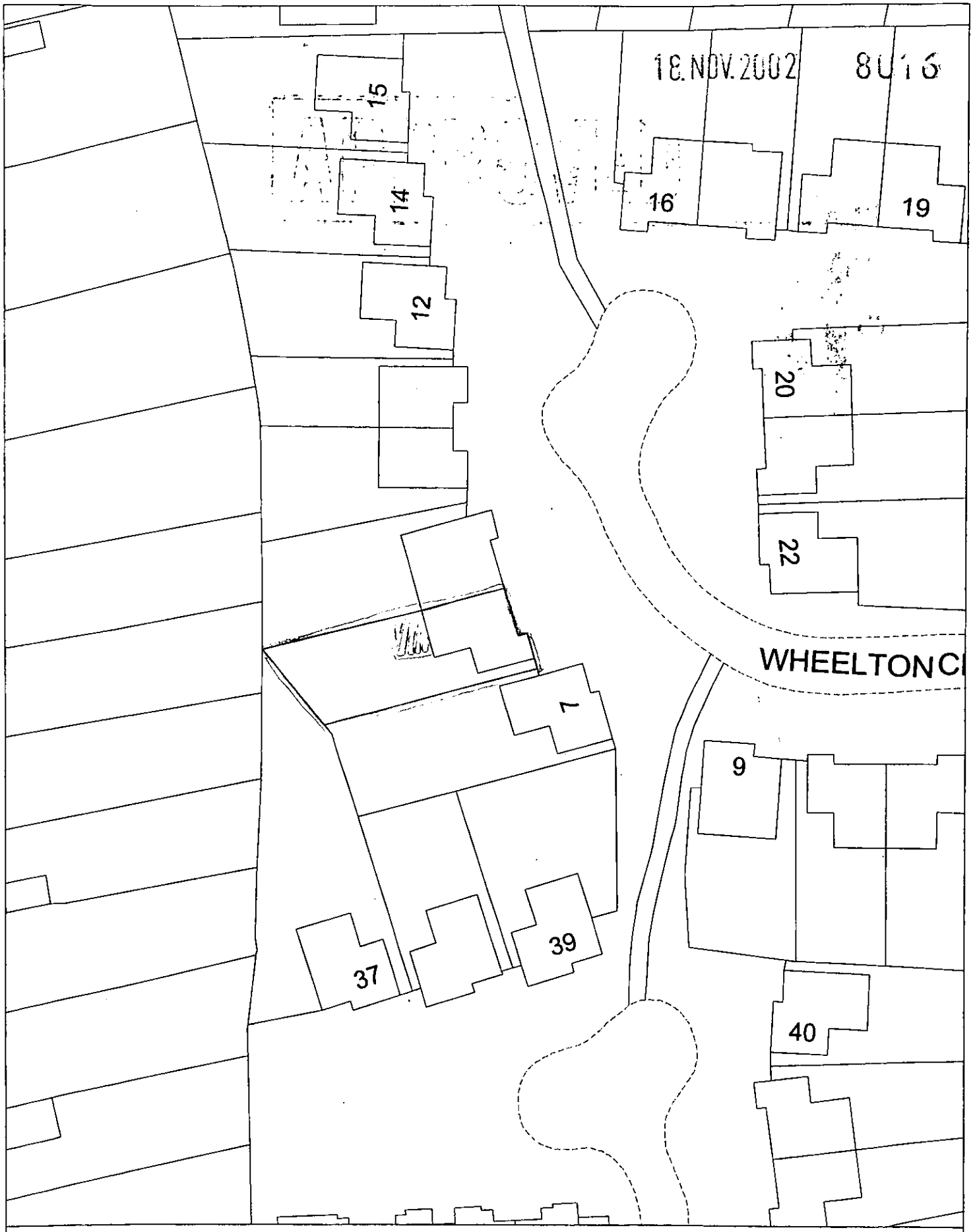

Site Plan, Scale: 1 to 500

This copy has been produced specifically for the map return scheme purposes only. No further copies may be made.

This map is reproduced from Ordnance Survey material with the permission of Ordnance Survey on behalf of the Controller of HMSO Office. © Crown Copyright. Wokingham District Council, Licence No. LA086134

Date: 15 November 2002

N
W E
S

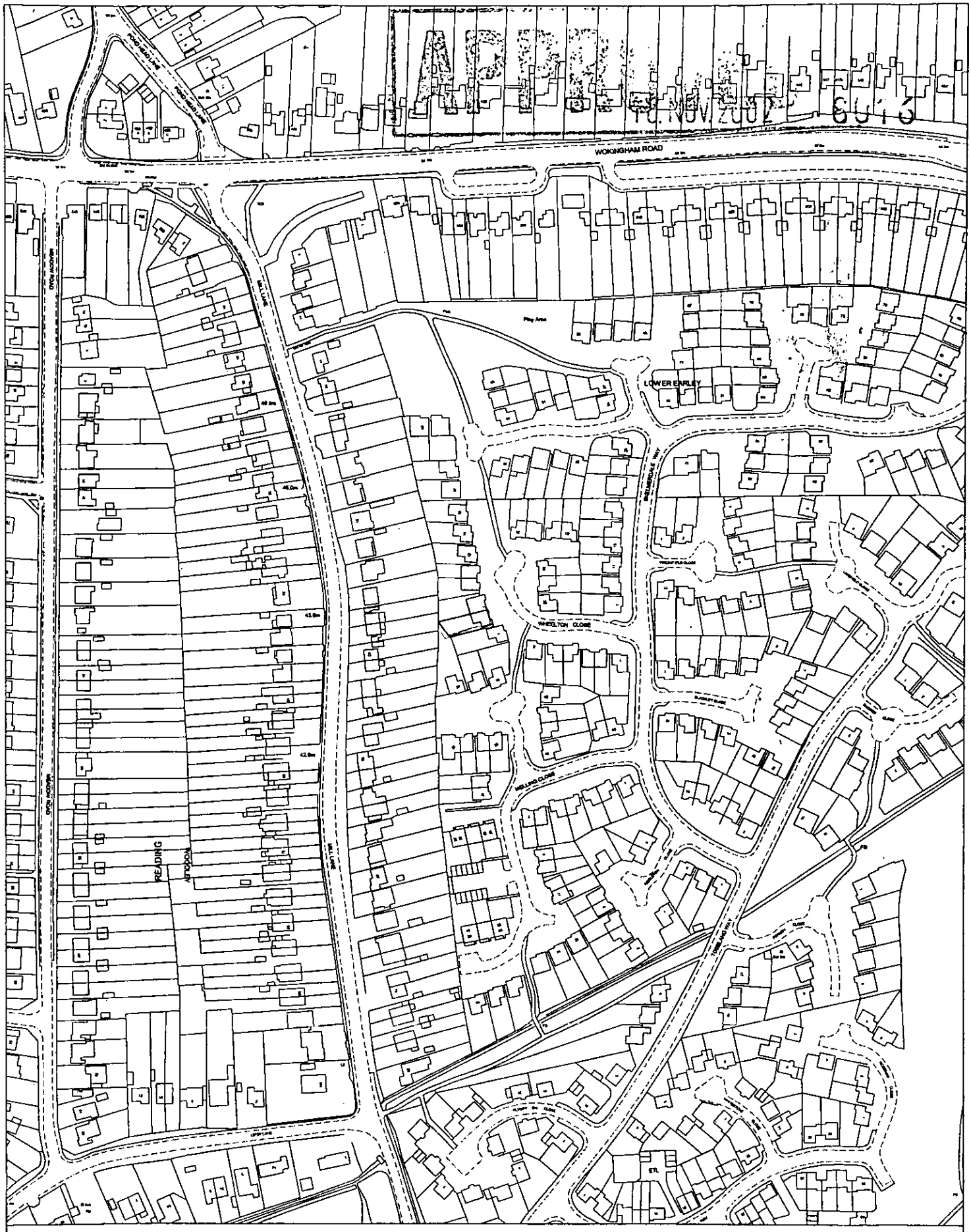

Site Plan, Scale: 1 to 2500

This copy has been produced specifically for the map return scheme purposes only. No further copies may be made.

This map is reproduced from Ordnance Survey material with the permission of Ordnance Survey on behalf of the Controller of HMSO Office. © Crown Copyright. Wokingham District Council, Licence No. LA086134

Date: 15 November 2002

N
W E
S

18.NOV.2002 8016

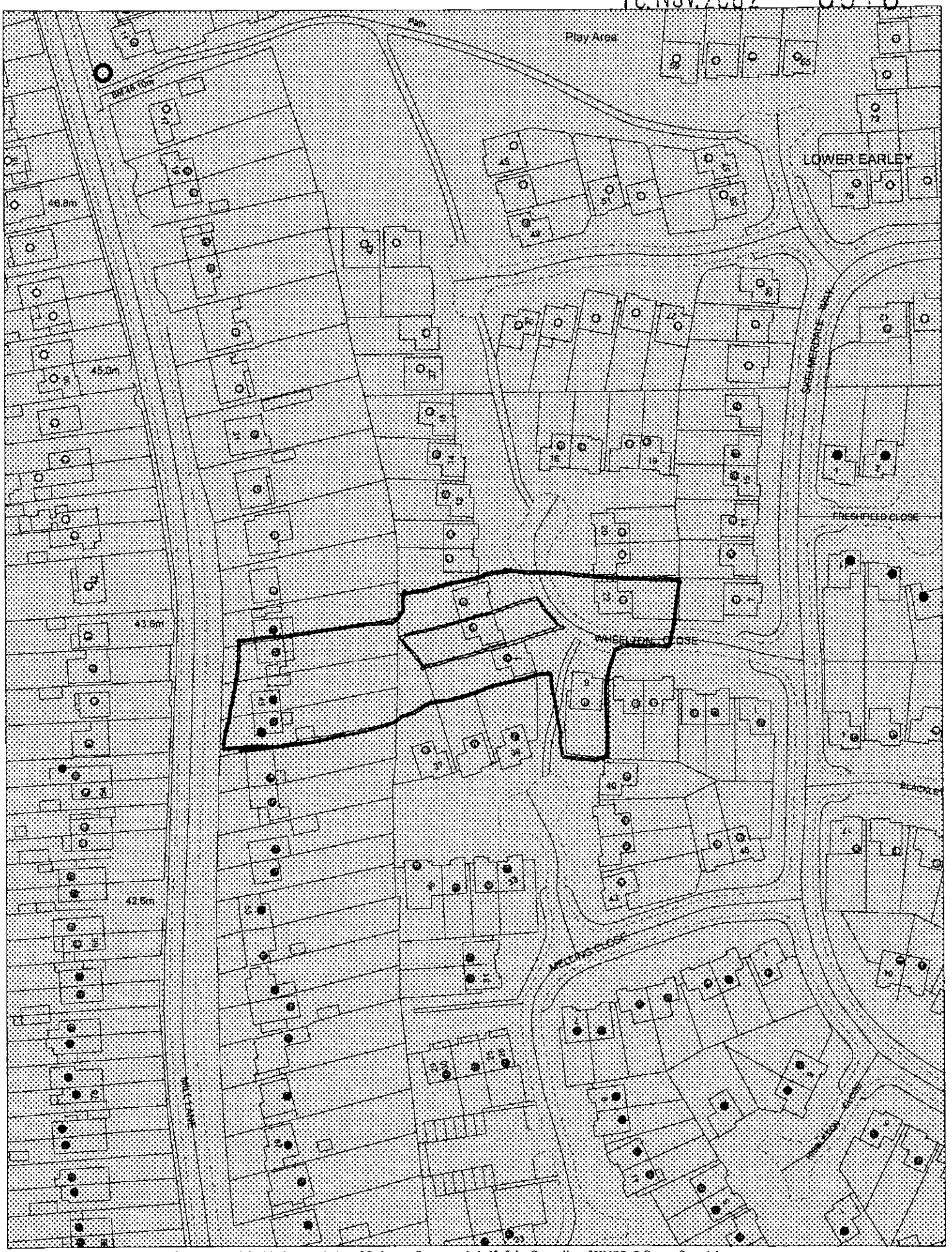

This map is based upon Ordnance Survey material with the permission of Ordnance Survey on behalf of the Controller of HMSO. © Crown Copyright.
Unauthorised reproduction infringes Crown Copyright and may lead to prosecution or civil proceedings.Wokingham District Council Licence LA086134

Central Support,Wokingham District Council.
20 November 2002

Scale: 1 : 1250

N
W E
S