PROPOSED SOUTH ELEVATION

SCALE 1 : 100

0 2m 4m 6m 8m 10m

Scale Bar 1 : 100

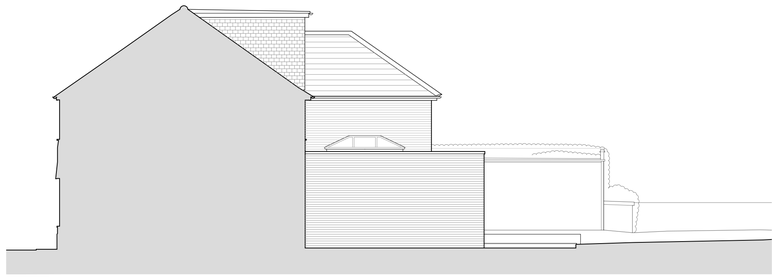

PROPOSED EAST ELEVATION

SCALE 1 : 100

PROPOSED NORTH ELEVATION

SCALE 1 : 100

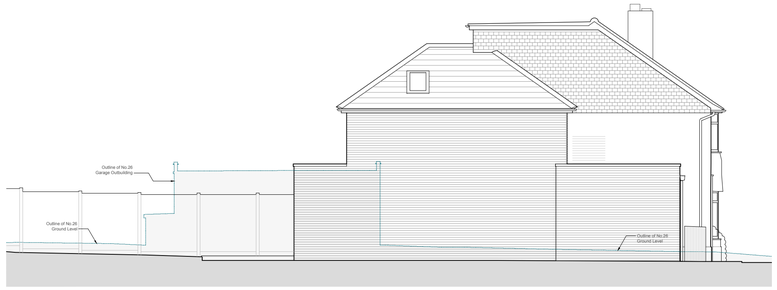

PROPOSED WEST ELEVATION

SCALE 1 : 100

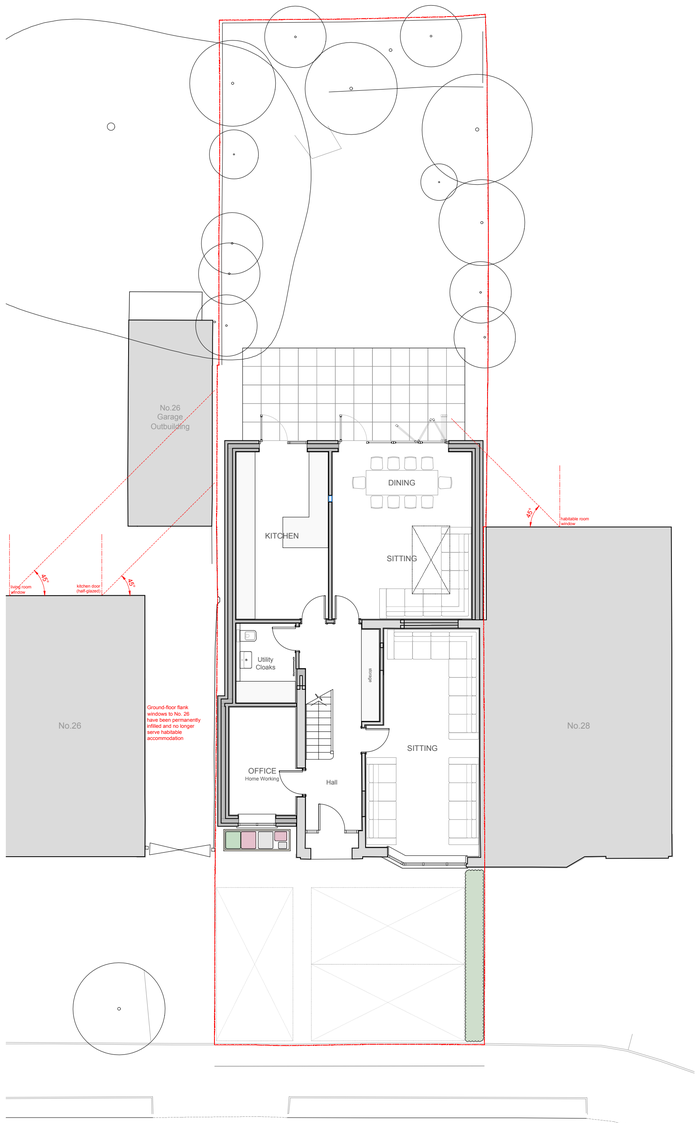

PROPOSED GROUND FLOOR

SCALE 1 : 100

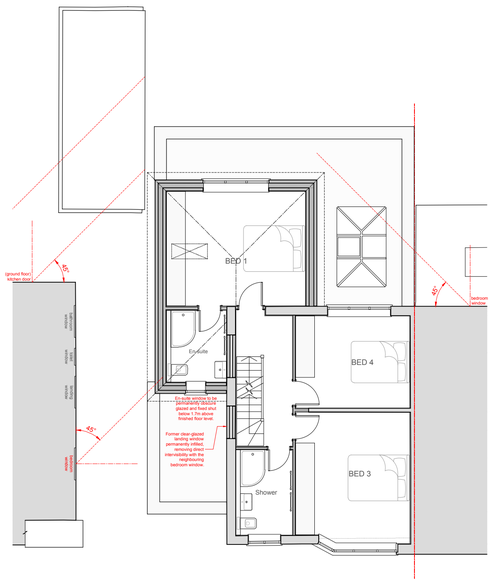

PROPOSED FIRST FLOOR

SCALE 1 : 100

0 2m 4m 6m 8m 10m

Scale Bar 1 : 100

N

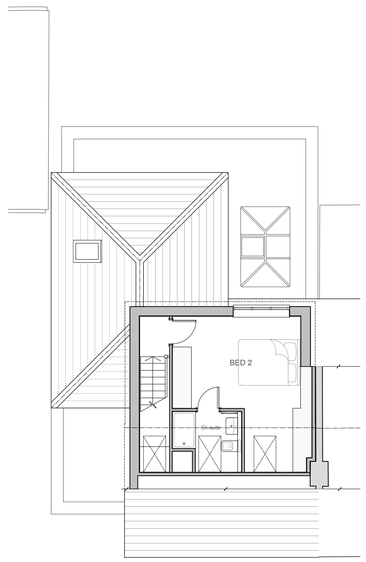

PROPOSED SECOND FLOOR

SCALE 1 : 100

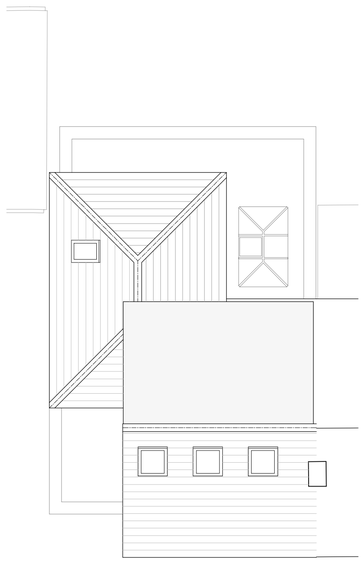

PROPOSED ROOF PLAN

SCALE 1 : 100

NOTES

© *SpaceOffice* - THIS DRAWING AND DESIGN REMAINS THE COPYRIGHT AND INTELLECTUAL PROPERTY OF OF SPACE OFFICE LIMITED (*SpaceOffice*) AND SHALL NOT BE COPIED IN ANY FORMAT WITHOUT APPROVAL.

THIS DRAWING IS TO BE READ IN CONJUNCTION WITH ALL OTHER DRAWINGS AND DOCUMENTS PROVIDED. THE CONTRACTOR MUST CHECK ALL DIMENSIONS ON SITE BEFORE PLACING ORDERS FOR MATERIALS OR SHOP FABRICATIONS OR COMMENCING WORKS ON SITE.
ANY DISCREPANCIES SHOULD BE NOTIFIED BEFORE PROCEEDING.

THIS DRAWING MUST BE PRINTED IN COLOUR FOR FULL CLARITY.

Rev A 06.08.26 Revisions as per drawing P2604-03 RevB. Ref: Case Officer email 04.08.26

SPACE OFFICE
ARCHITECTURE • PLANNING • BUILDING DESIGN

email: mail@spaceoffice.com mobile: 07974 707832

Client:
MR NABEEL MAHMOOD

Project:
EXTENSIONS AND ALRTERATIONS

Location:
27 MOOR COPSE CLOSE
EARLEY, READING RG6 7NA

Drawing Title:
NEIGHBOUR DAYLIGHT ASSESSMENT

Date:	Sheet Size:	Drawn:
AUG 2026	A1	MC

Drawing No:	Revision:
P2604-25	A