18.JUL.2002 7161



This map is based upon Ordnance Survey material with the permission of Ordnance Survey on behalf of the Controller of HMSO. © Crown Copyright.
Unauthorised reproduction infringes Crown Copyright and may lead to prosecution or civil proceedings.Wokingham District Council Licence LA086134

Development Control Section, Environmental Services, Wokingham District Council.
23 July 2002
Scale: 1 : 1250

N
W E
S

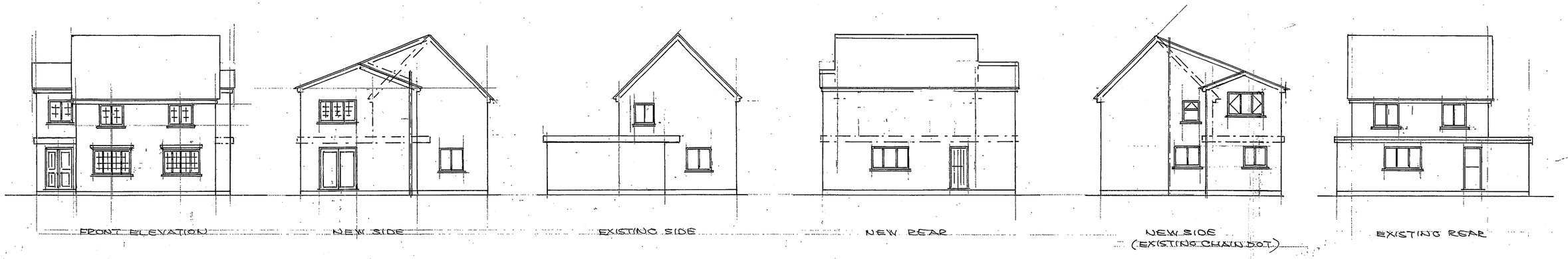

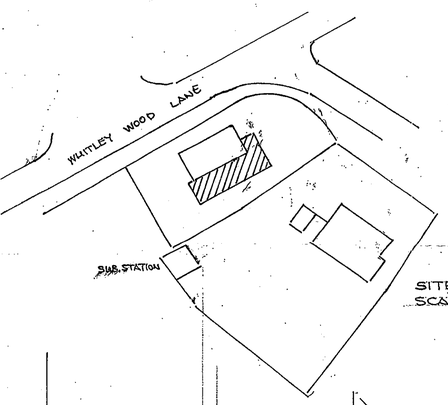

SITE PLAN
SCALE 1:200

NEW WALL CONSTRUCTION
100 mm STD. BLOCK + 22 mm RENDER TO MATCH
75 mm CONT. CAVITY WITH FULL FILL ROCKWOOL.
100 mm TURBO BLOCK INNER LEAF WITH 15 mm
PLASTER FINISH TO GIVE 0.35 W/m²°C.
CAVITIES CLOSED AT EAVES + REVEALS WITH
DAMPCORE OR THERMOBATE TO FRAMES
+ CILLS, LINTELS CATNIC 'COUGAR'
WALL TIES AT 450 VERT + 900 HORIZ. CRS.

WINDOWS + GLAZED DOORS TO BE DOUBLE
GLAZED WITH TOUCHENED OR LAMENATED
GLASS IN UPVC FRAMES, 16 mm AIR GAP
+ LOW 'E' COATING, ϵ_n = 0.15, TRICKLE
VENTS + 850x550 (0.33 M²) OPENINGS.

VENTILATION BY VENT. AXIA TYPE FAN
GIVING 3 AIR CHANGES PER HOUR AT
15 LITRES PER SEC. TO EN-SUITE +
8000 mm² BACKGROUND VENT TO ALL ROOMS.

REAR ROOF CONSTRUCTION.
STRIP EXISTING REAR ROOF + CONSTRUCT
NEW ROOF 21° PITCH TO EXISTING RIDGE
MARLEY MODERN TILES, FELT + BATTEN
OVER 150x50 SC4 RAFTERS AT 400 CRS
WITH VERTICAL POSTS 100 SQ AT 1600 CRS
OVER EXISTING WALL PLATE TO SUPPORT
200x50 PURLINS + 45° STRUTS AT 1600 CRS.
CEILING JOISTS 150x50 AT 400 CRS WITH
1000x30x5 RESTRAINT STRAPS AT 1200 CRS.
PAR'L TO JOISTS, 250 mm ROCKWOOL + 12.5 mm
FOIL BACKED PLASTER BOARD TO GIVE
0.16 W/m²°C 'U' VALUE

FIRST FLOOR CONSTRUCTION:
21 mm T+G FLOOR BOARDS OVER
200x50 JOISTS AT 400 CRS.
WITH RESTRAINT JOIST HANGERS
TO OUTSIDE WALLS + 12.5 mm
PLASTER BOARD TO CEILING.

225x25 FACIA BOARDS +
200x25 SOFFITS WITH 25
VENT GAP + INSECT SCREEN,
100 ø UPVC GUTTERS + 68 ø
R.W. PIPES TO EXISTING S.W.D.

150 HIGH LEAD FLASHING +
CAVITY TRAYS AT ABUTMENTS.

BUILD UP GABLES
BLOCK + RENDER

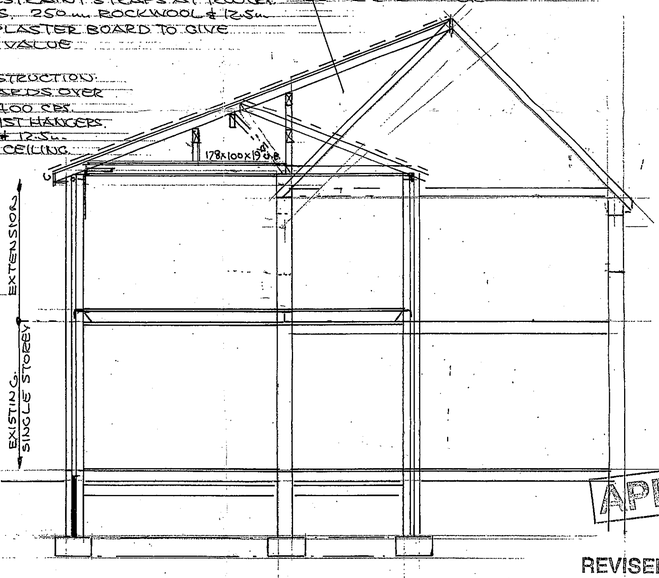

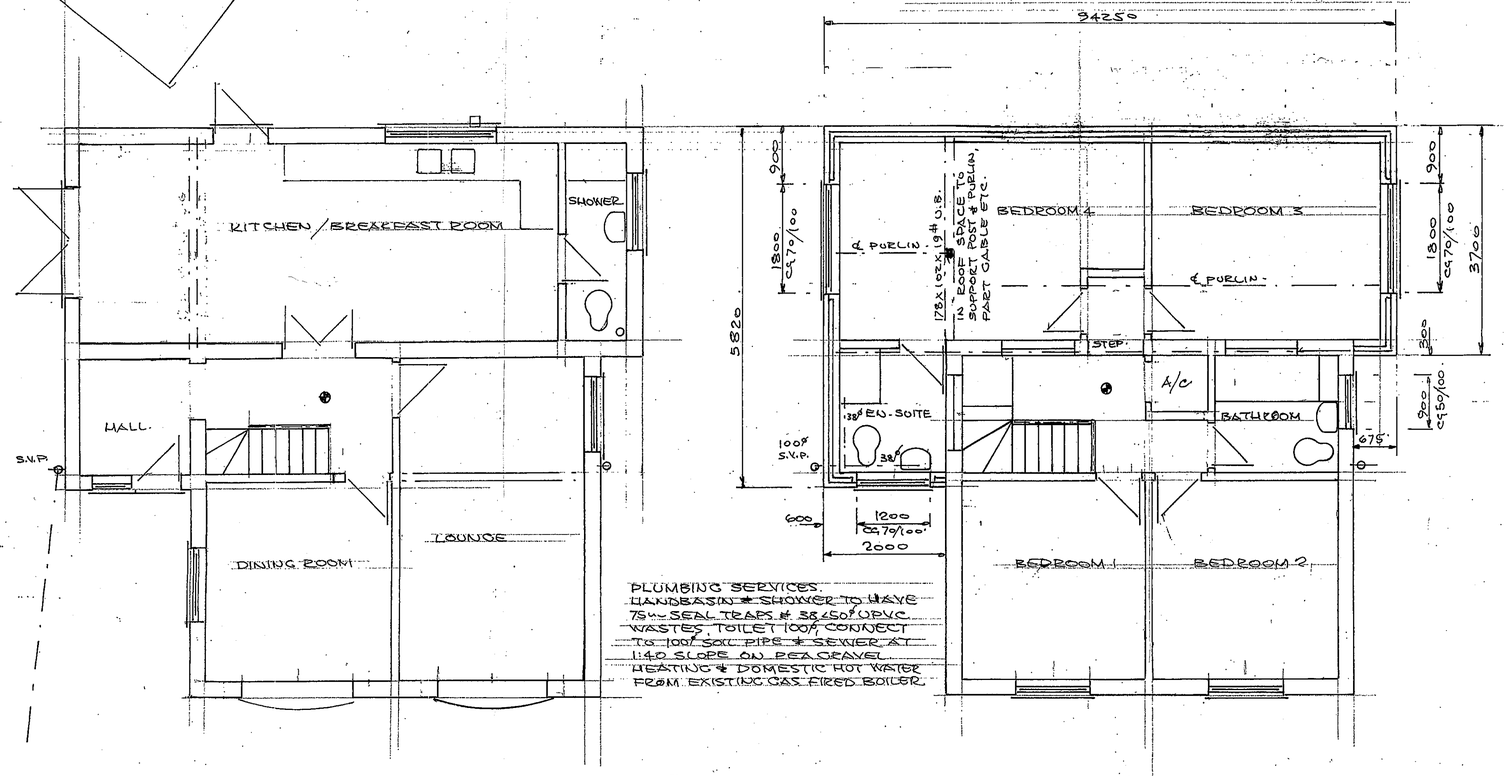

PLUMBING SERVICES.
HANDBASIN + SHOWER TO HAVE
75 mm SEAL TRAPS + 38 & 50 ø UPVC
WASTES, TOILET 100 ø, CONNECT
TO 100 ø SOIL PIPE + SEWER AT
1:40 SLOPE ON PEA GRAVEL.
HEATING + DOMESTIC HOT WATER
FROM EXISTING GAS FIRED BOILER.

EXISTING FOUNDATIONS TO BE
EXPOSED + CHECKED FOR
ADEQUACY.

APPROVED

REVISED PLAN

PLANNING SERVICES	HPT
PDL	TLS
DC	ENF
APP	
CS	
03 OCT 2002	
COPIES TO	ACK:
	FILE:

REVISED PLAN

DRAWN	P.H.W.	PETER H. WATKINS 48 BROOMFIELD ROAD TILEHURST,
DATE	28.6.2002	READING. RG30 6AL. 01189423696.
		CLIENT MR + MRS. ROWLEY 01189670863
		TITLE FIRST FLOOR REAR EXTENSION
SCALE 1:50, 1:100, 1:200, 1:1250		LOCATION. 308 OLD WHITLEY WOOD ROAD, SHINFIELD DRAWING No PW 22117

CD 14/10/02