Notes

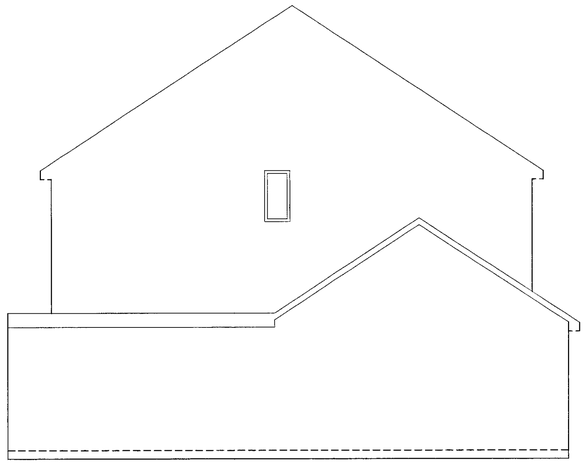

PROPOSED SIDE ELEVATION
Scale 1:50

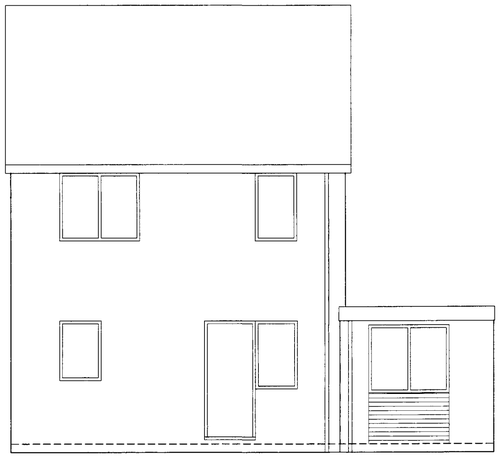

PROPOSED REAR ELEVATION

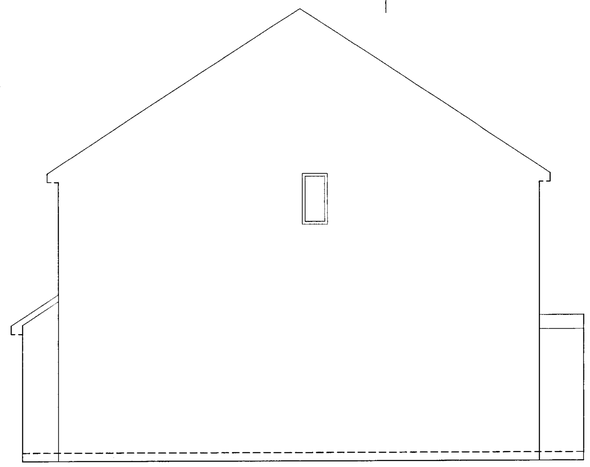

PROPOSED SIDE ELEVATION

WALL CONSRUCTION
Existing Construction
100mm facing brickwork to match existing
50mm cavity
Breather Membrane
8mm WBP sheathing plywood
min 80mm Rockwool Timber Rail Batts between
min44x50 studs at 600mm centres
19mm Plasterboard & skim coat finish
walls to achieve 'U'value 0.45W/ Msq K
Rockwool Data sheet 090

NEW SINGLE SKIN GARAGE WALL
100mm Lightweight Blockwork
none loadbearing built underside roof & packed
tight with rockwool insulation to provide min 1/ 2 hour
fire protection between garage & room with
60mm Rockwool linerboard insulation to
wall to achieve 'U'value 0.6W/ Msq K
Semi exposed wall

HEATING HOT WATER PIPEWORK
Alterations strickly in accordance with building regulations
approved document J and pipework laagging to document L
Extension of existing system if practicable

WALL PLATE
all plate to be strapped down with 30x5x1200 long
proprietary galvanised mild steel straps at max 2metre c/ c

WINDOWS
All new windows to be double glazed in critical locations
as defined in Document N of the building regulations
(below 1500mm in doors & sidelights, below 800mm
in walls & partitions) glazing to be either Class B safety
glass to BS6262:1982 (or) annealed glass to dimensions
shown in diagram 2 of document N.
New windows to be weather stripped with proprietary system

VENTILATION
New habitable rooms min 8000mm sq secure and
controllable trickle ventilators fitted to windows with
min window opening area 1:20th floor area of room
(part to be 1.75metres above finished floor level)

ROOF CONSTRUCTION
Existing roof construction unaltered with
90mm Rockwool Hardrock roofing board insulation with
12.5mm Plasterboard & Skim coat ceiling.
INSULATION TO ACHIEVE 'U' Value 0.35W/ m.sq
Rockwool Data sheet 050

INSULATION TO ACHIEVE
'U' VALUE TO MEET:-
Roof = 0.35W/ Msq K
Walls = 0.45W/ Msq K
Floor = 0.45W/ Msq K

LATERAL RESTRAINT OF ROOFS & WALLS
Install 30X5.0 proprietary galv. mild steel lateral restraint
straps at max 2 metre centres to tie walls to roofs in accordance
with regulations A1/ 2 part C.
Straps to be fixed to a minimum two rafters (or) joists where
parallel to wall and be 1200 long where perp to wall.

TIMBER TREATMENT
All new structural timbers & battens to be double-vacuum
pressure impregnated with approved proprietary preservative

RAINWATER GOODS
100m dia gutters to match existing laid to fall
to 65dia pvc down pipes New rwp's to discharge
into existing drainage system.

NOTE
New construction to provide adequate provision
to prevent the effect of cold bridging between
external & internal elements to the satisfaction
of the local authority building control and to conform
with building regulations approved document L

Roof Construction
15mm bedded white spar chippings over
3 Layers built up felt roofing over min
90mm Rockwool Hardrock insulation over
vapour control layer over 25mm timber boarding
over existing foor joists with 12.5mm plasterboard
ceiling plus skim coat plaster finish.
U Value to achieve min 0.35W/ sqM K

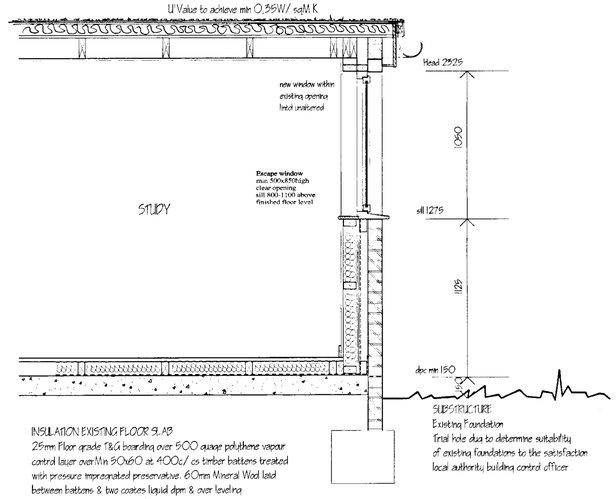

INSULATION EXISTING FLOOR SLAB
25mm Floor grade T&G boarding over 500 gauge polythene vapour
control layer over Min 50x60 at 400c/ cs timber battens treated
with pressure impregnated preservative. 60mm Mineral Wool laid
between battens & two coatcoas liquid dpm & over levelling
screed to existing concrete slab.
to achieve min 'U'Value 0.45W/ sqM K

SUBSTRUCTURE
Existing Foundation
Trial hole dug to determine suitability
of existing foundations to the satisfaction
local authority building control officer

TYPICAL SECTION
Scale 1:20

Rear Part
Existing Garage
Converted into Study

NEW SINGLE SKIN GARAGE WALL
100mm Lightweight Blockwork
none loadbearing built underside roof &
packed tight with rockwool insulation
to provide min 1/2 hour fire protection
between garage & study room with
60mm Rockwool linerboard insulation to
wall to achieve 'U'value 0.6W/Msq K
Semi exposed wall

1800 timber boundary fence

INTERNAL LINING EXTERNAL WALL
50mm Cavity,Breather membrane,8mmWBP
Plywood,80mm Rockwool RW.2 insulation
btw 50x80 s.w.battens at 600centres
12.5mm plasterboard + skim finish
to provide min 'U' value 0.45W/sqMK

Escape window
min 500x850high
clear opening
sill 800-1100 above
finished floor level

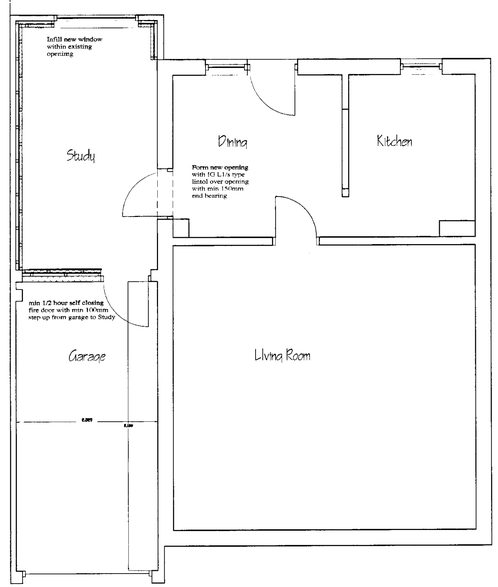

PROPOSED GROUND FLOOR PLAN
Scale 1:50

27 MAR 2001 * 3639

Rev.	Description	Date
CAD File Reference		
Date Plotted:	Time:	

David Tingle
Associate to The Insitute of Building

Building Design & Surveying Services
17 Woodland Drive, Tilehurst, Reading, Berkshire, RG30 4RT
Telephone / Fax (0118) 9419311

Client
MR & MRS KANG
1 NUTMEG CLOSE
LOWER EARLEY

Project
PROPOSED
PART GARAGE CONVERSION
INTO STUDY ROOM

Drawing PROPOSED
PLAN & ELEVATION
TYPICAL SECTION

Scale
1:20 & 1:50

Date
MARCH 2001

Drn
DT

Drawing No.
1NC.03

Rev.

0 10 20 30 40 50 60 70 80 90 100
1 2 3

CD
16/1/01