No dimensions are to be scaled from this drawing
All written dimensions to be checked by the contractor
and any discrepancies notified immediately to BDG

Schedule of Units

Type	Classification	No
Do (Dovedale)	3 bedroom detached house	1
H (Hanbury)	4 bedroom detached house	1
Po (Porchester)	4 bedroom detached house	1
	Total	3

Existing trees to be retained

New planting - indicative only

Site Area 0.16Ha (0.38Acres)

■ REVISIONS

A Plots 71-75 - south & east boundary amended (as survey) 16.05.00

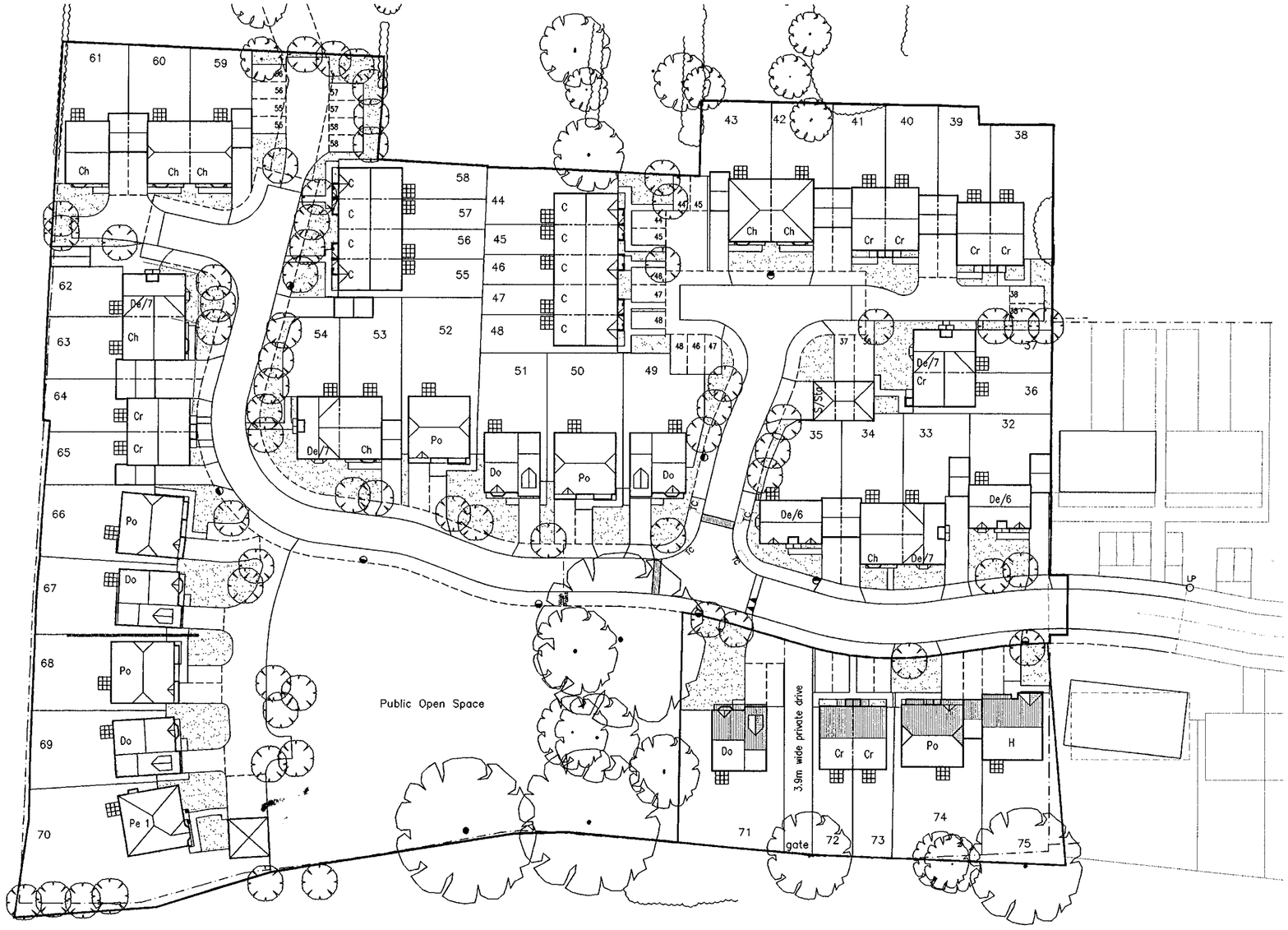

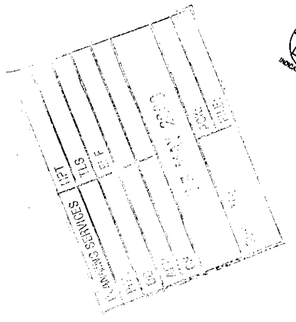

0948

REVISED PLAN

APPROVED



■ DRAWING STATUS
PLANNING

BDG DESIGN (SOUTH) Ltd
Anglia House
North Station Road Colchester
Essex CO1 1SB
Tel: 01206 561436
Fax: 01206 574821
E-Mail: cad@bdg-design.co.uk

LINDEN

■ PROJECT
Phase 2, Grazeley Road.
Reading 98.215

■ DRAWING TITLE
Site Layout (Plots 71-75)

■ SCALE	■ DATE	■ DRAWN	■ CHECKED
1:500	Feb.00	KS	

■ NUMBER 99.206/100 ■ REV. A



FRONT ELEVATION

SIDE ELEVATION

REAR ELEVATION

SIDE ELEVATION

17 MAR 2000* 0948

NOTE:
Windows, Front and Garage door styles all indicative only.
For site specific variations please refer to external specification schedule.

GROUND FLOOR

LOUNGE	4792 x 3666	15'8" x 12'0"
DINING ROOM	3144 x 3085	10'4" x 10'1"
KITCHEN	3144 x 3716	10'4" x 12'2"

FIRST FLOOR

BEDROOM 1	3210 x 3958	10'6" x 13'0"
BEDROOM 2	2617 x 3993	8'7" x 13'1"
BEDROOM 3	2366 x 2983	7'10" x 9'10"
BEDROOM 4	2300 x 2983	7'6" x 9'10"

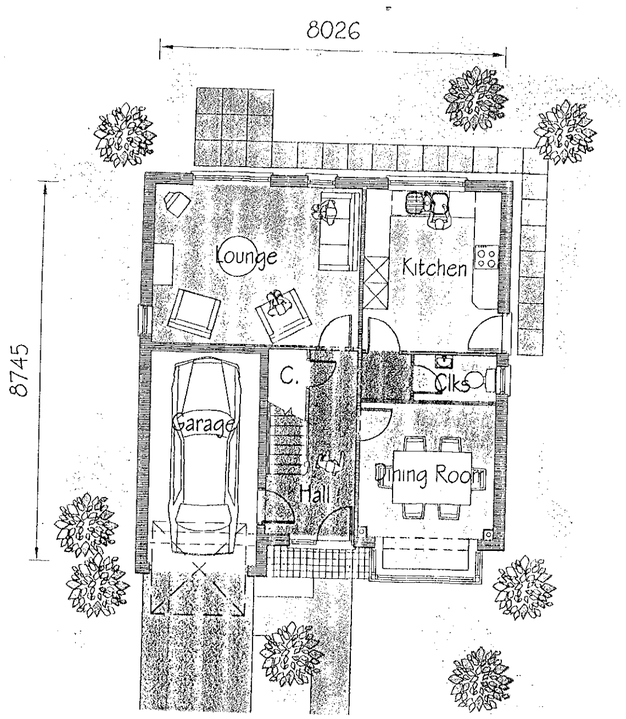

GROUND FLOOR PLAN

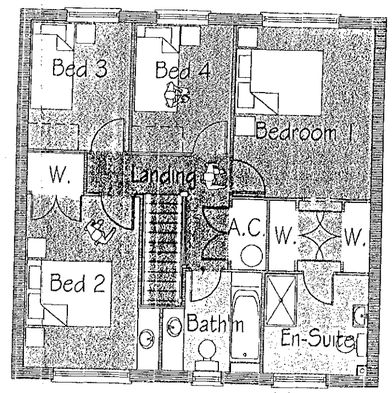

FIRST FLOOR PLAN

GRAZELEY ROAD PHASE 2A

PORCHESTER PLOT 74

119.8sq.m. 1289.5sq.ft.
SCALE 1:100
DATE JUNE '99

LINDEN

99 206 / 102



PLOT 73 PLOT 72

front elevation

side elevation

rear elevation

side elevation

Finished Room Sizes

Room	Metric	Imperial
living / diner	4200 x 4837	13'10" x 15'11"
kitchen	2085 x 3150	6'10" x 10'4"
bedroom 1	4200 x 3674	13'10" x 12'1"
bedroom 2	2437 x 3450	8'0" x 11'4"

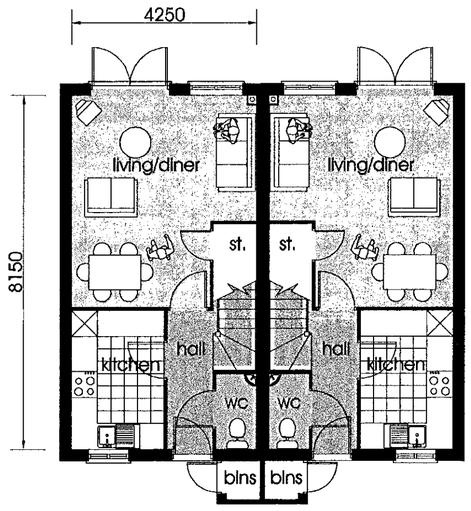

ground floor

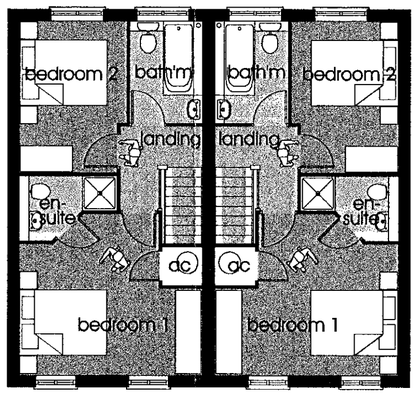

first floor

0948

17 MAR 2000

Note:
Windows, Front and Garage door styles all indicative only.
For site specific variations please refer to external specification schedule.

Revisions:

A. End elevation added. Floor plans added. 09.12.99

GRAZELEY ROAD PHASE 2A

CRANMORE

area: 70.1sq.m. 754.8sq.ft.
scale 1:100
date: Nov'99

APPROVED

LINDEN

99.206 / 101 A



FRONT ELEVATION

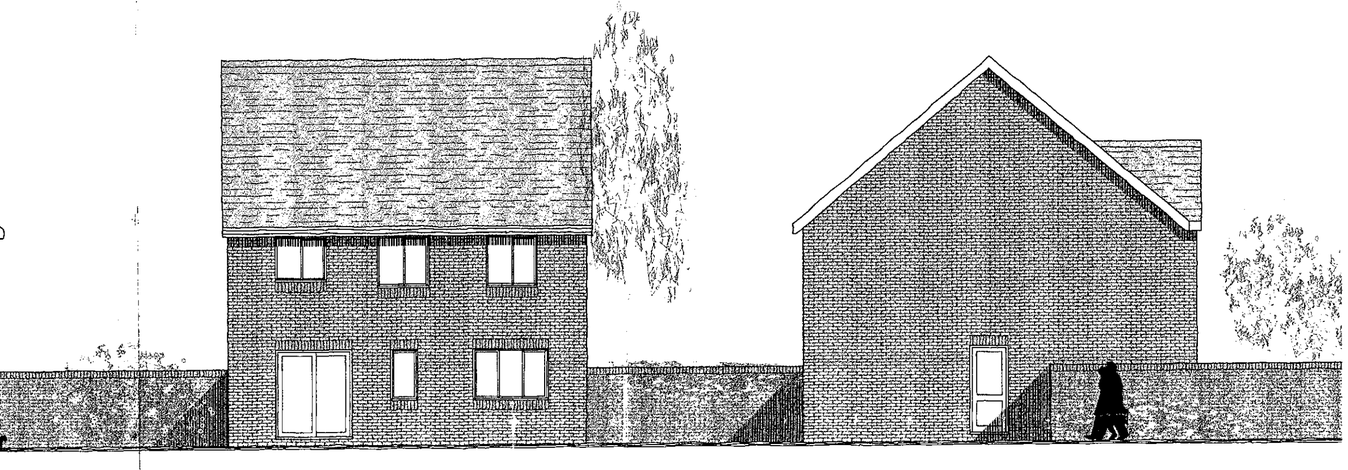

SIDE ELEVATION

REAR ELEVATION

SIDE ELEVATION

17.MAR2000* 0948

NOTE:
Windows, Front and Garage door styles all indicative only.
For site specific variations please refer to external specification schedule.

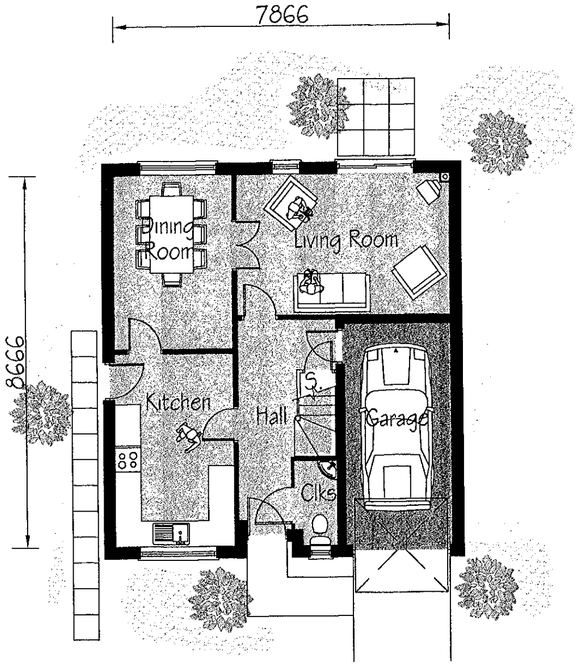

GROUND FLOOR PLAN

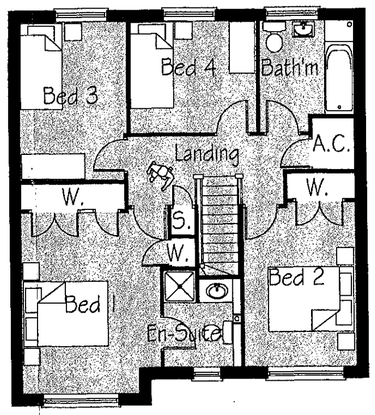

FIRST FLOOR PLAN

GROUND FLOOR		
LIVING ROOM	5010 x 3300	16'5" x 10'10"
DINING ROOM	2766 x 4076	9'1" x 13'5"
KITCHEN	2766 x 4500	9'1" x 14'10"
FIRST FLOOR		
BEDROOM 1	3466 x 4300	11'5" x 14'1"
BEDROOM 2	2625 x 3700	8'7" x 12'1"
BEDROOM 3	2550 x 3700	8'5" x 12'1"
BEDROOM 4	2400 x 3781	7'11" x 12'5"

GRAZELEY ROAD PHASE 2A

HANBURY PLOT 75

116.6sq.m. 1255.1sq.ft.
SCALE 1:100
DATE Oct '99

Revisions:
A. Unit handed. 09.12.99

LINDEN

99.206 / 103 A



FRONT ELEVATION

SIDE ELEVATION

REAR ELEVATION

SIDE ELEVATION

NOTE:
Windows, Front and Garage door styles all indicative only.
For site specific variations please refer to external specification schedule.

GROUND FLOOR

LOUNGE	3410 x 4810	11'2" x 15'10"
KITCHEN / DINER	5604 x 2920	18'5" x 9'7"
UTILITY	1533 x 1920	5'0" x 6'4"

FIRST FLOOR

BEDROOM 1	4127 x 3610	13'6" x 11'10"
BEDROOM 2	4435 x 2460	14'7" x 8'1"
BEDROOM 3	3010 x 2635	9'11" x 8'7"

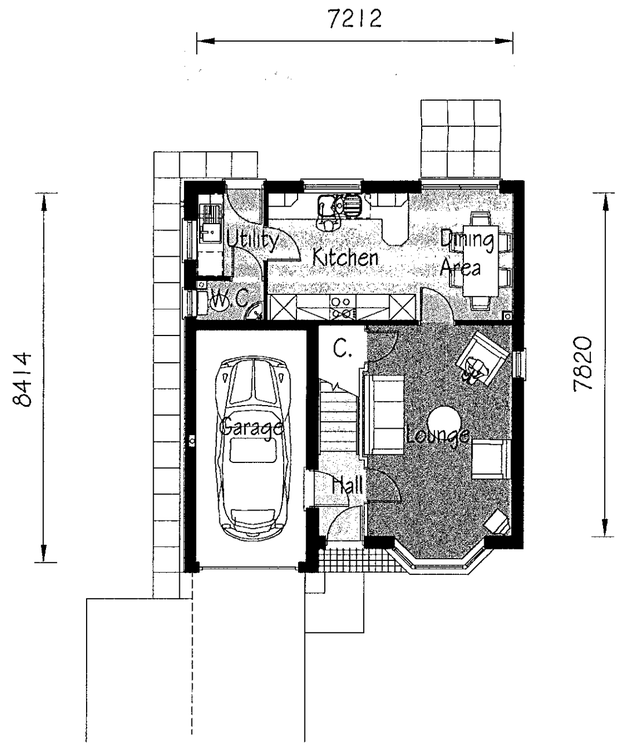

GROUND FLOOR PLAN

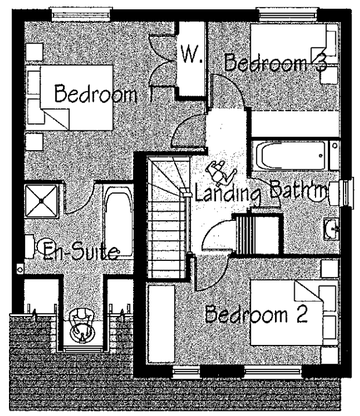

FIRST FLOOR PLAN

GRAZELEY ROAD. PHASE 2A

DOVEDALE PLOT 71

94.9sq.m. 1021.5sq.ft.
SCALE 1:100
DATE JUNE '99

LINDEN

99.206 / 104



Schedule of Units

Type	Classification	No
Do (Dovedale)	3 bedroom detached house	1
H (Hanbury)	4 bedroom detached house	1
Po (Porchester)	4 bedroom detached house	1
		Total 3

Existing trees to be retained

New planting - indicative only

Site Area 0.16Ha (0.38Acres)

17 MAR 2000 ★ 0948

SUPERSEDED

BDG DESIGN (SOUTH) Ltd
Anglia House
North Station Road Colchester
Essex C01 1SB
Tel: 01206 561436
Fax: 01206 574821
E-Mail: cad@bdg.design.co.uk

CLIENT: LINDEN

PROJECT: Phase 2, Grazeley Road Reading

DRAWING TITLE: Site Layout (Plots 71 - 75)

DRAWING STATUS: PLANNING

REVISIONS:

No dimensions are to be scaled from this drawing
All written dimensions to be checked by the contractor and any discrepancies notified immediately to BDG

SCALE	DATE	DRAWN	CHECKED
1:500	Feb.00	KS	

NUMBER: 99.206/100

REV.



FRONT ELEVATION

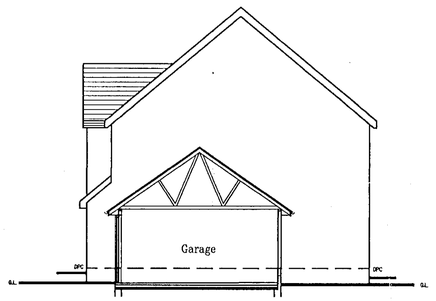

ELEVATIONAL SECTION B-B

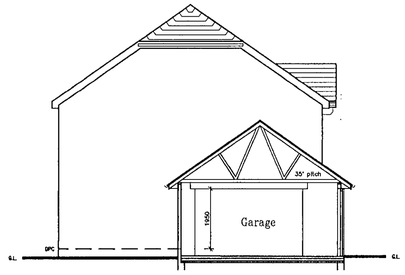

ELEVATIONAL SECTION A-A

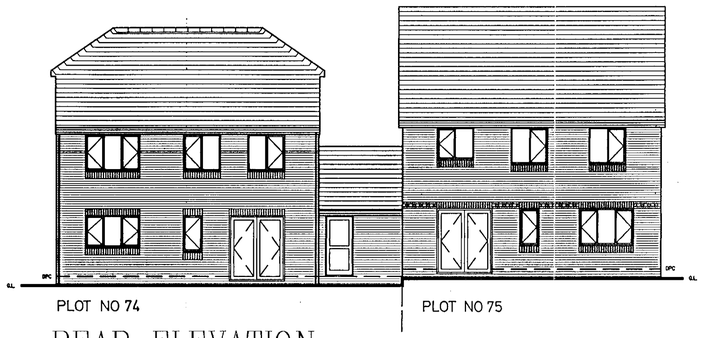

REAR ELEVATION

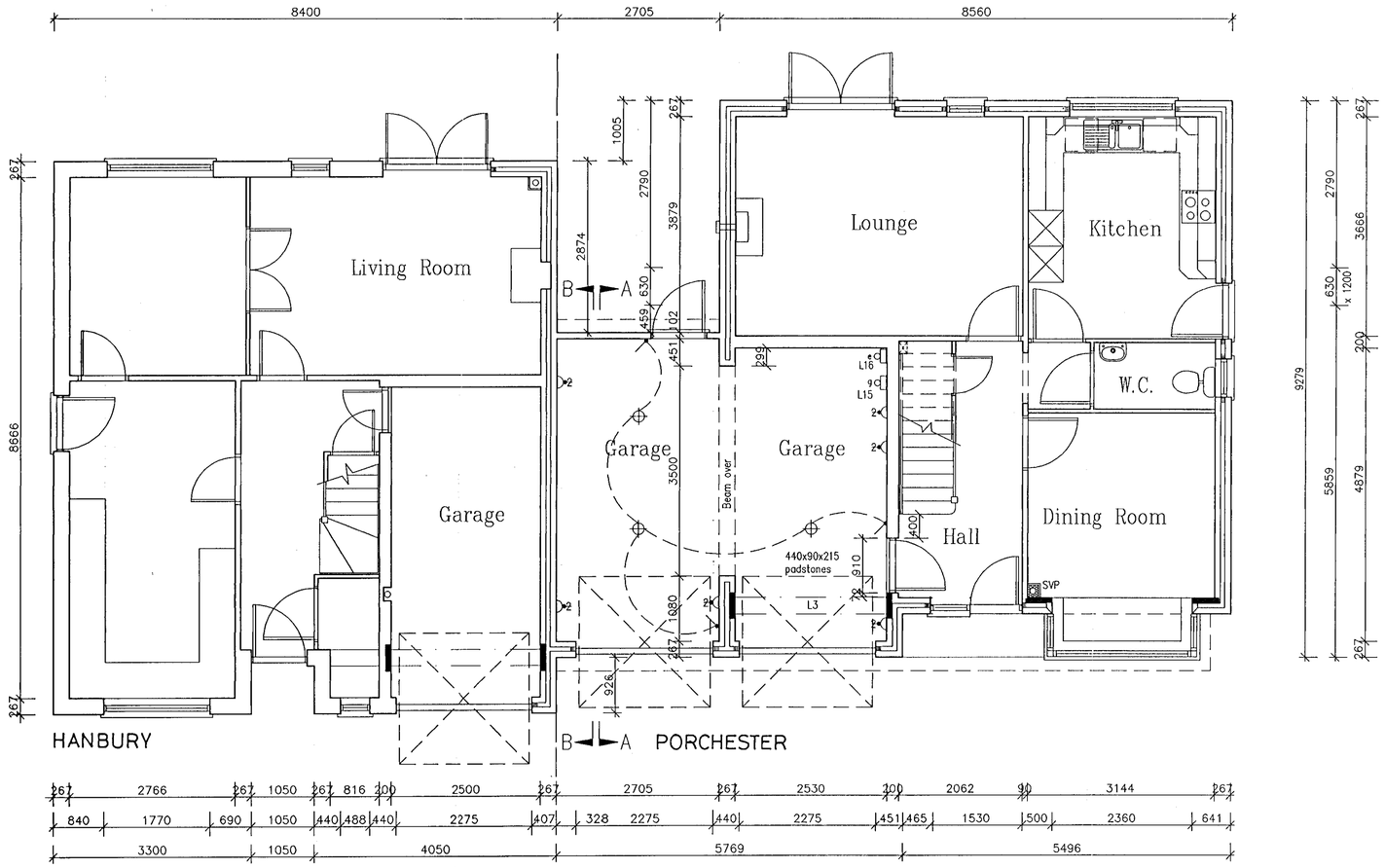

GROUND FLOOR PLAN

No dimensions are to be scaled from this drawing
All written dimensions to be checked by the contractor and any discrepancies notified immediately to BDG

■ ELECTRICAL SYMBOL LEGEND

- CEILING LIGHTING POINT
- WIRING ONLY i.e. to porch light
- STRIP LIGHT
- PELMET LIGHTING
- WALL LIGHTING POINT
- LIGHT SWITCH
- 2 WAY LIGHT SWITCH
- PULLCORD LIGHT SWITCH
- 5 amp OUTLET FOR UNDER WALL LIGHTING
- SWITCH WITH INDICATOR FOR 4FT FLUORESCENT TUBE IN LOFT
- 13 Amp SWITCHED SOCKET OUTLET (SSO)
- DOUBLE SSO
- SSO ABOVE WORKTOP LEVEL
- SPUR BELOW WORKTOP, SWITCHED ABOVE
- FUSED, SWITCHED SPUR WITH PILOT
- 13 AMP BLANKED PANEL
- COOKER CONTROL UNIT WITH SSO
- 3Kw IMMERSION HEATER
- CONSUMER UNIT AT HIGH LEVEL (RECESSED TYPE)
- ELECTRICITY METERS AT HIGH LEVEL ON BOARD
- ELECTRICITY METERS EXTERNAL BOX
- THERMOSTAT
- TV AERIAL WITH COAX CABLE TO ROOF VOID
- F.M. RADIO POINT
- TELEPHONE POINT
- MECHANICAL VENT
- ENTRY PHONE
- BELL PUSH
- DOOR CHIME
- GAS METER AT HIGH LEVEL ON BOARD
- GAS METERS EXTERNAL BOX
- GAS POINT
- EXTERNAL COLD WATER TAP
- REMOTE KEY PAD
- CONTROL PANEL
- INFRA-RED MOVEMENT DETECTOR - WIRE ONLY
- PRESSURE PAD
- CONTACT
- HEAT DETECTOR
- SMOKE DETECTOR
- P.A. BUTTON

NOTE:- All dimensions are to STRUCTURAL OPENINGS and NOT FINISHES
Electrical installation to comply with all I.E.E. Regulations

■ REVISIONS

17 MAR 2000 0940

17 MAR 2000

■ DRAWING STATUS
PRELIMINARY

BDG DESIGN (SOUTH) Ltd
Anglia House
North Station Road Colchester
Essex C01 1SB
Tel: 01206 561436
Fax: 01206 574821
E-Mail: cad@bdg-design.co.uk

LINDEN ©

■ PROJECT
GRAZELEY ROAD PHASE 2A
PLOTS 71 - 75

■ DRAWING TITLE
PORCHESTER LINKED ATTACHED GARAGE TO HANBURY
PLOTS 74 & 75

■ SCALE	■ DATE	■ DRAWN	■ CHECKED
1:50 / 1:100	FEB' 00	P.W.	

■ NUMBER
99·206 / 106

■ REV.



FRONT ELEVATION

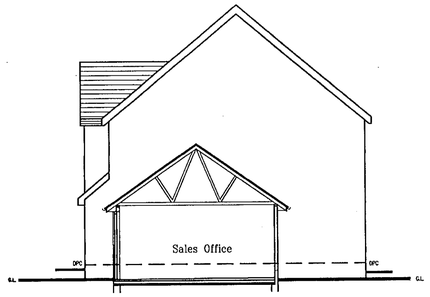

ELEVATIONAL SECTION B–B

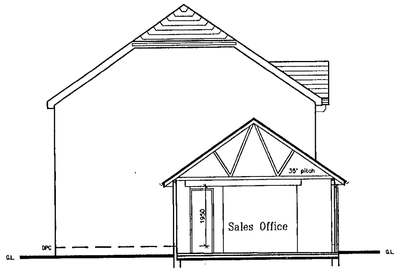

ELEVATIONAL SECTION A–A

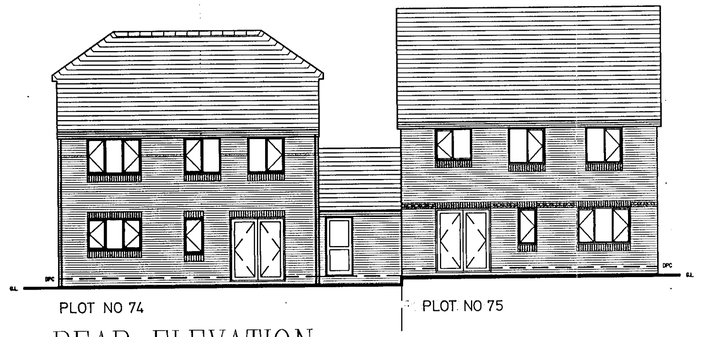

REAR ELEVATION

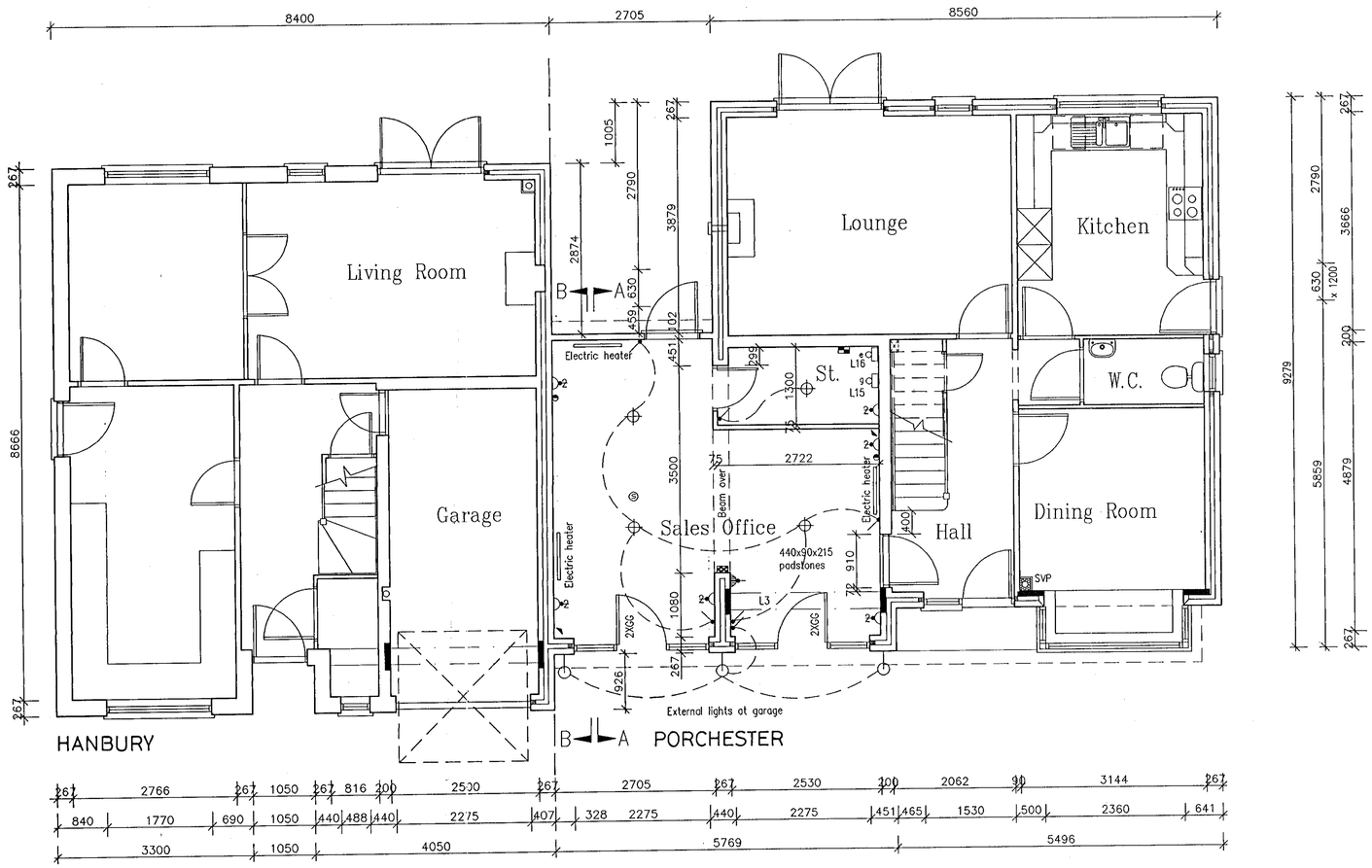

GROUND FLOOR PLAN

No dimensions are to be scaled from this drawing
All written dimensions to be checked by the contractor and any discrepancies notified immediately to BDG

■ ELECTRICAL SYMBOL LEGEND

- CEILING LIGHTING POINT
- WIRING ONLY i.e. to porch light
- STRIP LIGHT
- PELMET LIGHTING
- WALL LIGHTING POINT
- LIGHT SWITCH
- 2 WAY LIGHT SWITCH
- PULLCORD LIGHT SWITCH
- 5 amp OUTLET FOR UNDER WALL LIGHTING
- SWITCH WITH INDICATOR FOR 4FT FLUORESCENT TUBE IN LOFT
- 13 Amp SWITCHED SOCKET OUTLET (SSO)
- DOUBLE SSO
- SSO ABOVE WORKTOP LEVEL
- SPUR BELOW WORKTOP, SWITCHED ABOVE
- FUSED, SWITCHED SPUR WITH PILOT
- 13 AMP BLANKED PANEL
- COOKER CONTROL UNIT WITH SSO
- 3Kw IMMERSION HEATER
- CONSUMER UNIT AT HIGH LEVEL (RECESSED TYPE)
- ELECTRICITY METERS AT HIGH LEVEL ON BOARD
- e ELECTRICITY METERS EXTERNAL BOX
- THERMOSTAT
- TV AERIAL WITH COAX CABLE TO ROOF VOID
- F.M. RADIO POINT
- TELEPHONE POINT
- MECHANICAL VENT
- ENTRY PHONE
- BELL PUSH
- DOOR CHIME
- GAS METER AT HIGH LEVEL ON BOARD
- g GAS METERS EXTERNAL BOX
- GAS POINT
- EXTERNAL COLD WATER TAP
- REMOTE KEY PAD
- CONTROL PANEL
- INFRA-RED MOVEMENT DETECTOR – WIRE ONLY
- PRESSURE PAD
- CONTACT
- HEAT DETECTOR
- S SMOKE DETECTOR
- P.A. BUTTON

NOTE:- All dimensions are to STRUCTURAL OPENINGS and NOT FINISHES
Electrical installation to comply with all I.E.E. Regulations

■ REVISIONS

17 MAR 2000 0948

■ DRAWING STATUS
PRELIMINARY

BDG DESIGN (SOUTH) Ltd
Anglia House
North Station Road Colchester
Essex CO1 1SB
Tel: 01206 561436
Fax: 01206 574821
E-Mail: cad@bdg-design.co.uk

LINDEN ©

■ PROJECT
GRAZELEY ROAD PHASE 2A
PLOT 71 – 75

■ DRAWING TITLE
TEMPORARY SALES OFFICE
PLOT 74

■ SCALE	■ DATE	■ DRAWN	■ CHECKED
1:50 / 1:100	FEB' 00	P.W.	

■ NUMBER
99·206 / 105

■ REV.

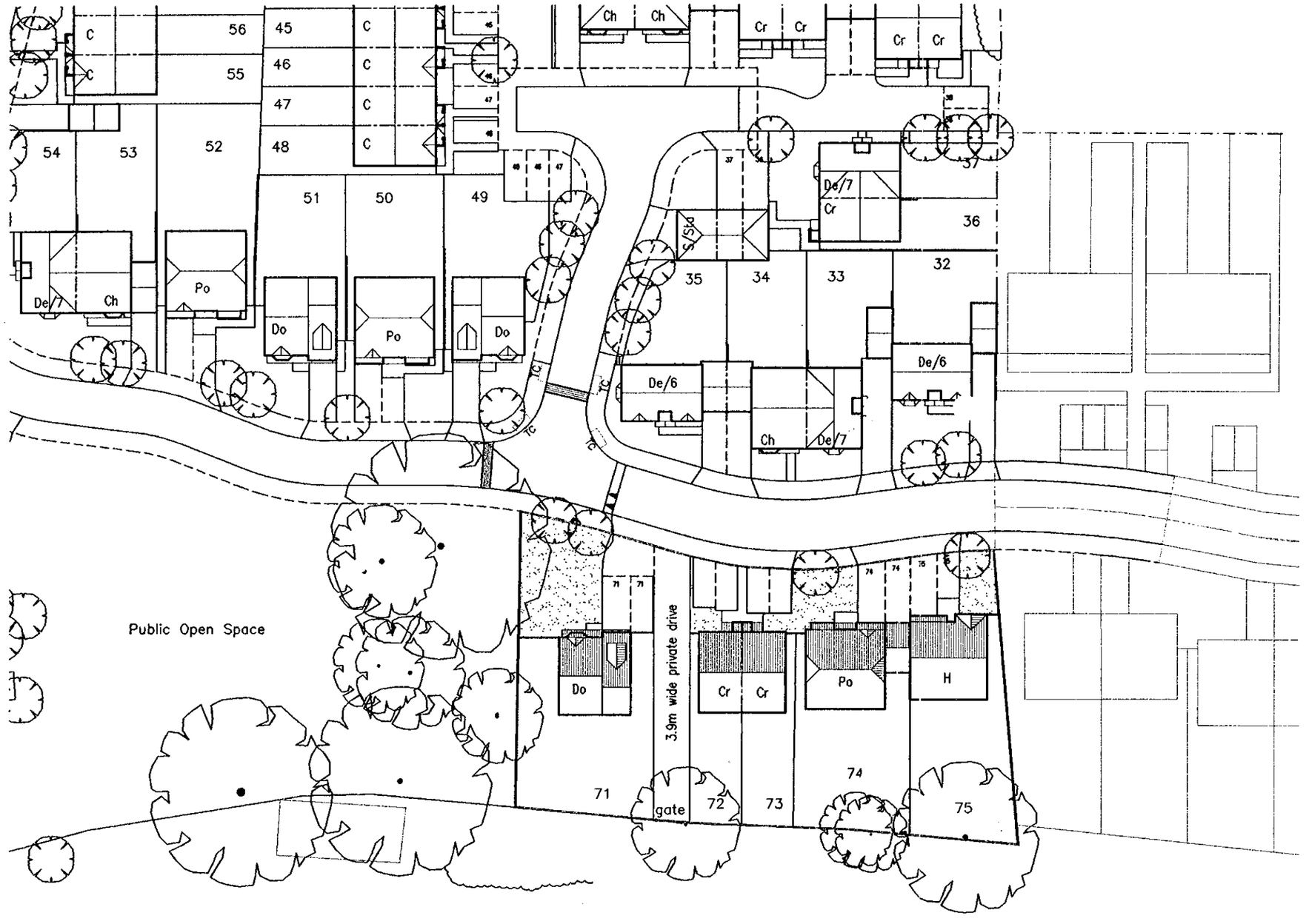

Schedule of Units

Type	Classification	No
Do (Dovedale)	3 bedroom detached house	1
H (Hanbury)	4 bedroom detached house	1
Po (Porchester)	4 bedroom detached house	1
		Total 3

Existing trees to be retained

New planting - indicative only

Site Area 0.16Ha (0.38Acres)

0 10 20 30 40 50 60 70 80 90 100

BDG DESIGN (SOUTH) Ltd
Anglia House
North Station Road Colchester
Essex CO1 1SB
Tel: 01206 561436
Fax: 01206 574821
E-Mail: cad@bdg.design.co.uk

CLIENT
LINDEN HOMES

PROJECT
Phase 2, Grazeley Road
Reading

DRAWING TITLE
Site Layout
(Plots 71 – 75)

DRAWING STATUS
PLANNING

REVISIONS

No dimensions are to be scaled from this drawing
All written dimensions to be checked by the contractor and any discrepancies notified immediately to BDG

SCALE	DATE	DRAWN	CHECKED
1:500	Feb.00	KS	

NUMBER 99.206/100

REV.