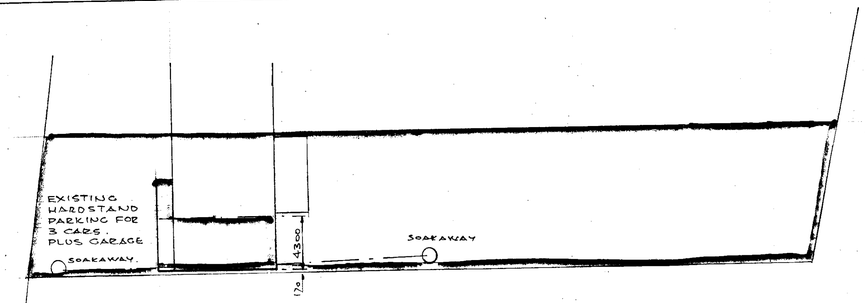

SITE PLAN
SCALE 1:200

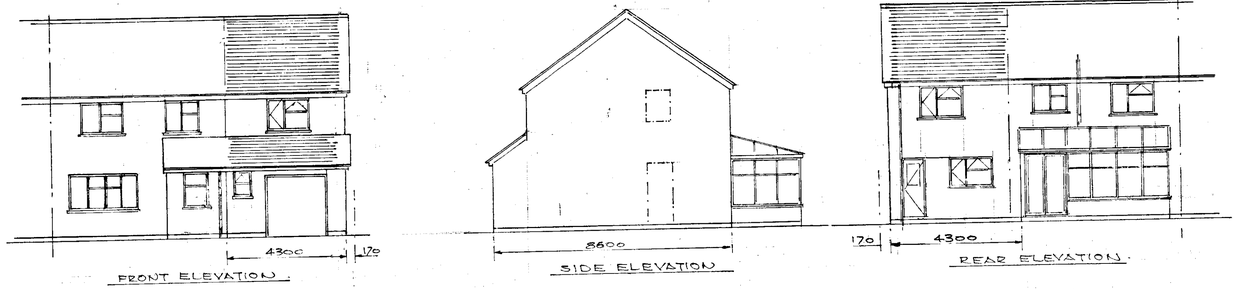

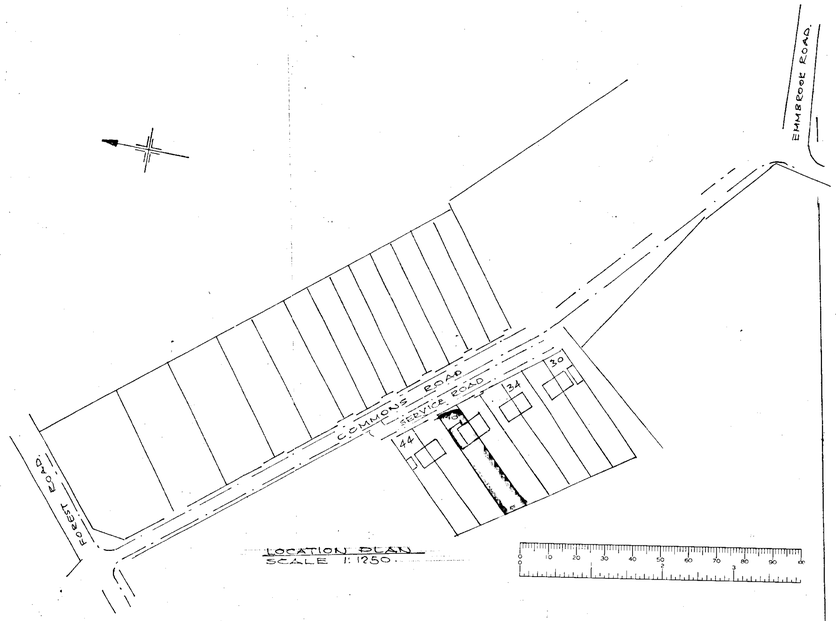

LOCATION PLAN
SCALE 1:1250.

STAIR 700 WIDE. 225 x 75 TREADS 200 x 9 RISERS, 2.0M H/ROOM, 900 H/RAIL. U/SIDE 2 LAYERS 9.5mm P/BOARD.

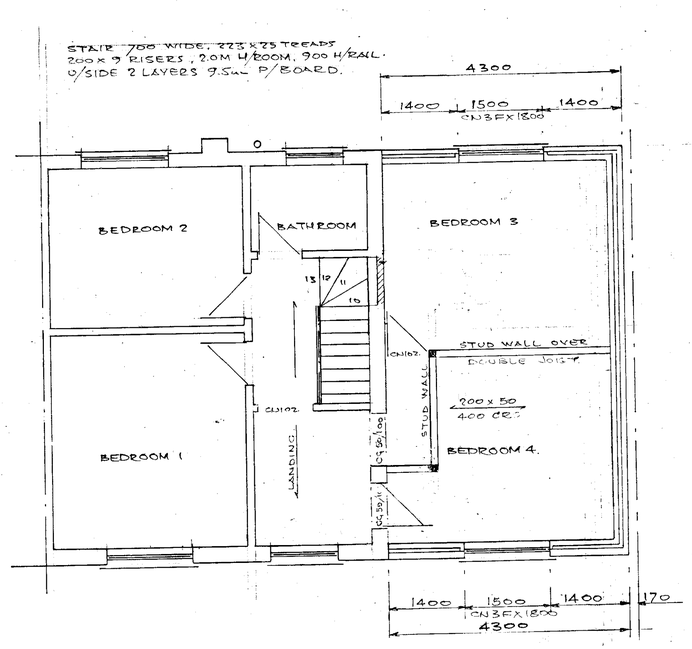

PLUMBING SERVICES
SINKS, HANDBASINS, BATHS & SHOWERS TO HAVE 75mm SEAL TRAPS, 38x50 UPVC WASTES. TOILETS 100ø, CONNECT TO 100ø SOIL PIPES & UPVC SEWER SET AT 1:40 SLOPE ON PEA GRAVEL WITH FLEXIBLE JOINT AT CHAMBER & LINTELS AT WALLS

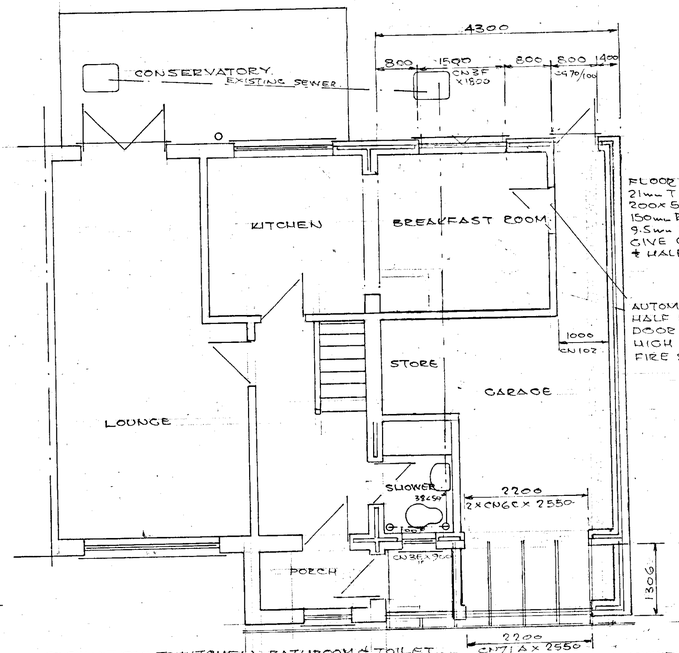

VENTILATION TO KITCHEN, BATHROOM & TOILET. VENT AXIA TYPE FANS TO GIVE 5 AIR CHANGES PER HOUR AT 60 LITRES PER SEC (KITCHEN) & 15 LITRES PER SEC. (BATHROOM & TOILET) 8000mm² BACKGROUND VENTS TO ALL ROOMS. WINDOWS & GLAZED DOORS TO BE DOUBLE GLAZED WITH TOUCHENED OR LAMENATED GLASS IN UPVC FRAMES & TRICKLE VENTS.

FLOOR CONSTRUCTION
21mm T & G. CHIPBOARD OVER 200 x 50 SC4 JOISTS AT 400 CRS. 150mm ROCKWOOL & TWO LAYERS 9.5mm PLASTER BOARD TO GIVE 0.45 W/m²°C U'VALUE & HALF HOUR FIRE RESISTANCE

AUTOMATIC SELF CLOSING, HALF HOUR FIRE RESISTANT DOOR WITH MIN. 150mm HIGH CILL. FIRE STOP WALLS.

ROOF TO MATCH EXISTING WITH 100 x 50 SC4. JOISTS & RAFTERS AT 600 CRS. SUPPORT ON 2 x 225 x 50 BEAM BOLT M 12 AT 600 CRS. 6mm SUPERLUX OR MASTERBOARD TO UNDERSIDE.

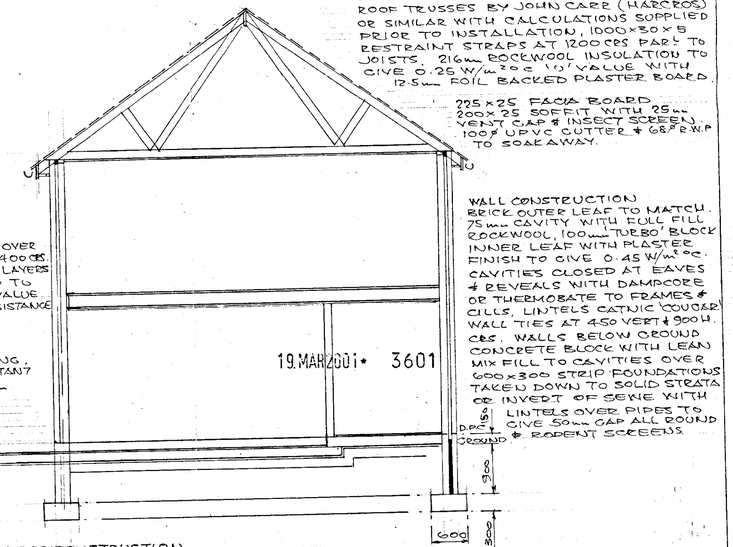

ROOF CONSTRUCTION - PITCH 35°
CLAY TILES TO MATCH EXISTING OVER 50 x 38 BATTENS, ONE LAYER BITUMEN FELT, ROOF TRUSSES BY JOHN CARR (HARCROS) OR SIMILAR WITH CALCULATIONS SUPPLIED PRIOR TO INSTALLATION, 1000 x 30 x 5 RESTRAINT STRAPS AT 1200 CRS PARL TO JOISTS. 216mm ROCKWOOL INSULATION TO GIVE 0.25 W/m²°C U'VALUE WITH 12.5mm FOIL BACKED PLASTER BOARD.

225 x 25 FACIA BOARD
200 x 25 SOFFIT WITH 25mm VENT CAP & INSECT SCREEN.
100ø UPVC GUTTER & 68ø P.V.P. TO SOAKAWAY.

WALL CONSTRUCTION
BRICK OUTER LEAF TO MATCH. 75mm CAVITY WITH FULL FILL ROCKWOOL, 100mm 'TURBO' BLOCK INNER LEAF WITH PLASTEE FINISH TO GIVE 0.45 W/m²°C. CAVITIES CLOSED AT EAVES & REVEALS WITH DAMPCORE OR THERMOBATE TO FRAMES & CILLS. LINTELS CATNIC 'COUGAR' WALL TIES AT 450 VERT & 900 H. CRS. WALLS BELOW GROUND CONCRETE BLOCK WITH LEAN MIX FILL TO CAVITIES OVER 600 x 300 STRIP FOUNDATIONS TAKEN DOWN TO SOLID STRATA OR INVERT OF SEWER WITH LINTELS OVER PIPES TO GIVE 50mm GAP ALL ROUND & RODENT SCREENS.

FLOOR CONSTRUCTION
38mm SCREED OVER 150mm CONCRETE SLAB. 500g VAPOUR SCREEN & 50mm POLYSTYRENE TO GIVE 0.45 W/m²°C U'VALUE (NOT GARAGE) 1200g D.P.M., 12mm SAND BLINDING & 150mm SELECTED HARDCORE

19 MAR 2001 • 3601

APPROVED

DRAWN	P.W.	PETER H. WATKINS.
		48 BROOMFIELD ROAD
		TILEHURST,
DATE	11.10.99	READING. RG30 6AL 0118 9423696.
		CLIENT
MOD.	13-3.01	MR. & MRS. CLARIDGE 0118 9782353.
		TITLE
		TWO. STOREY SIDE EXTENSION
		LOCATION. 40 COMMONS ROAD. EMMBROKE.
SCALE		
1:50, 1:100, 1:200, 1:1250		DRAWING Nº PW. 99158 / 21050

21/101