
















- | | |
|---|---|
|  | Road gullies |
|  | Road gullies with ACO wildlife kerbs and amphibian ladders.
ACO Wildlife kerbs only to be provided where gullies are shown to front of HB2 kerbs with 125mm upstand. |
|  | Tactile Paver |
|  | Transition Kerb |
|  | Quadrant Kerb 300 dia. |
|  | Street Lighting |
|  | HB2 kerb 125mm Upstand |
|  | BN Kerb 0mm Upstand |
|  | BN kerb 25mm Upstand |
|  | BN Kerb 50mm Upstand |
|  | EF kerb |
|  | Highway Marker Blocks. To be provided at max 3m centres and changes in direction. Reduced spacings to be used along curved sections |
|  | Inverted HB2 Kerb Laid Flush |
|  | Retaining Wall |
|  | Proposed Ramp to Raised Table |

1. Where this drawing has been issued in electronic .dwg format, it has been done so in good faith. JNP Group do not take any responsibility for any inaccuracies in the electronic data, which should be checked against the paper (or .pdf) drawing issue. Any apparent discrepancies should be immediately reported to JNP Group. The electronic .dwg file should not be assumed to be to scale and should not be used for 'overlying', setting out or checking of any third party information. All dimensions should be taken from the paper (or .pdf) version of the drawing. Electronic drawings may contain third party information. JNP Group take no responsibility for this information, which should be checked against the originators paper drawing(s).
2. All dimensions are millimetres (mm), and levels are in metres (m) unless noted otherwise and should be checked on site prior to construction/fabrication.
3. Do not scale from this drawing. Only figured dimensions are to be relied upon. Don't hesitate to get in touch with JNP Group if additional information is required.
4. Any discrepancies between drawings of different scales and between drawings and specifications, where appropriate, to be reported to JNP Group for decision.
5. Copyright reserved. This drawing may only be used for The Client and location specified in the title block. It may not be copied or disclosed to any third party without the prior written consent of JNP Group.
6. This drawing should only be used for construction if the drawing status is "A4 - Approved/Stage Complete". JNP Group takes no responsibility for construction works undertaken to drawings that are not marked with this status.

Health & Safety Note

The details on this drawing have been prepared on the assumption that a competent contractor will be carrying out the works. If the contractor(s) considers that there is insufficient Health and Safety information on this drawing, this should immediately be brought to the attention of the designer.

S4 - Suitable for Stage Approval

CALA



Revisions:
P0