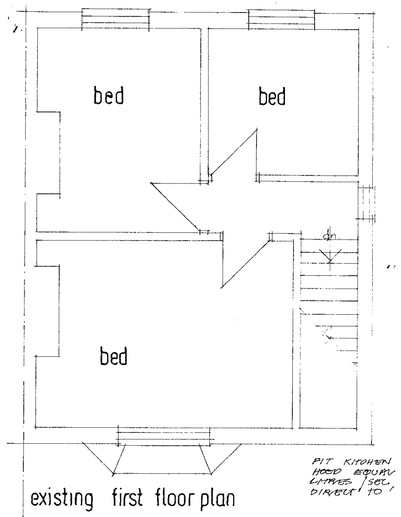

existing first floor plan

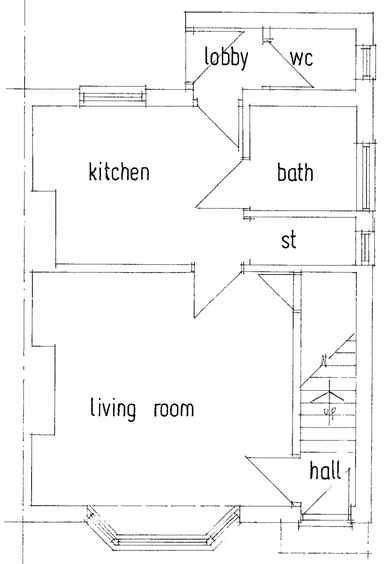

existing ground floor plan



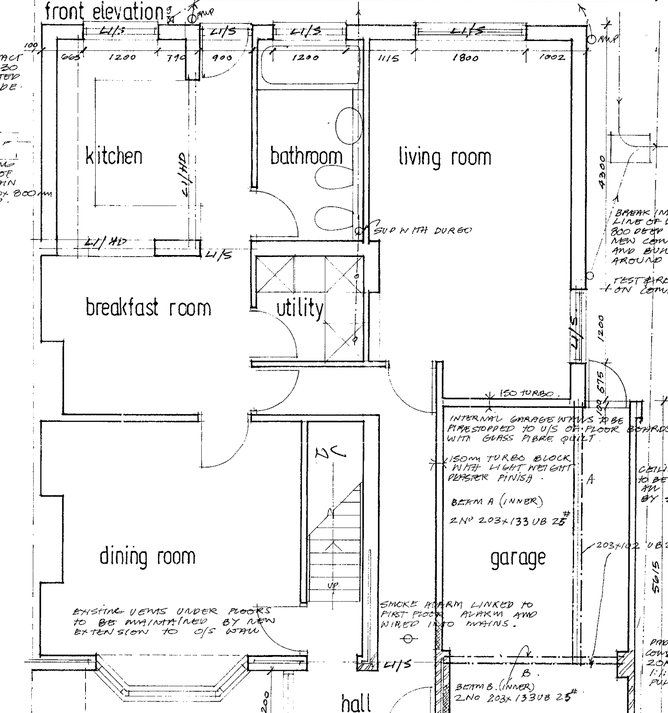

proposed ground floor plan



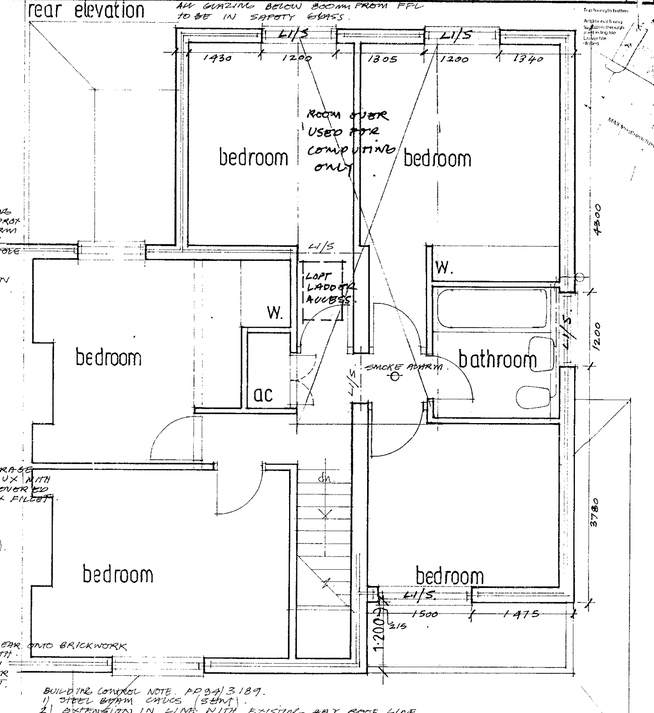

proposed first floor plan

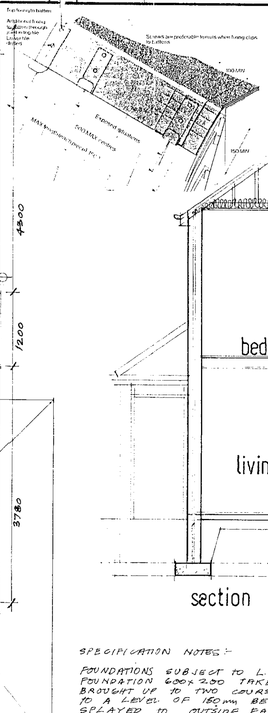

section

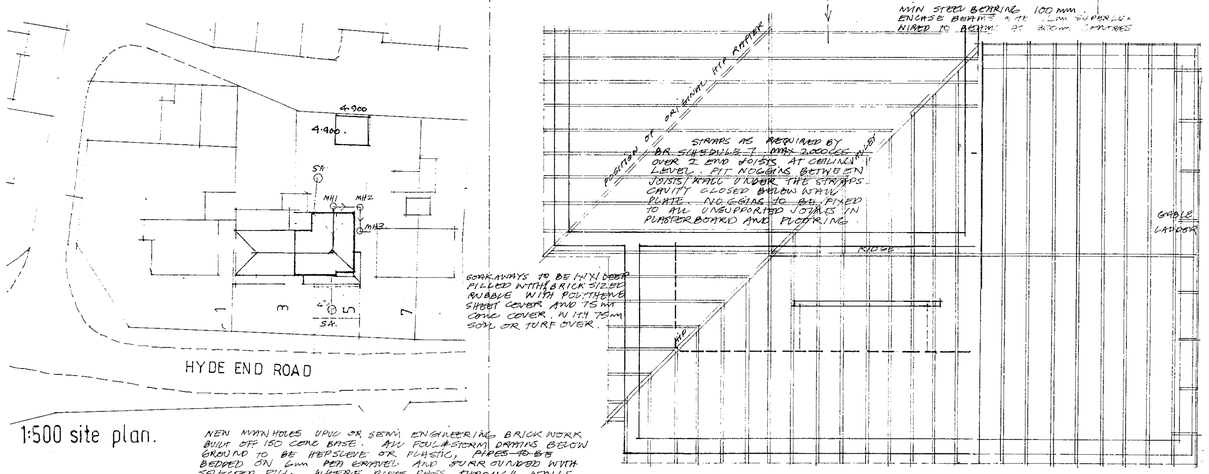

1:500 site plan.

NEW MANHOLES UPVC OR SEMI ENGINEERING BRICK WORK BUILT OFF 150 CONC BASE. ALL PIPE & STORM DRAINS BELOW GROUND TO BE PERFORATED OR PLASTIC, PIPES TO BE BEDDED ON 6mm PEA GRAVEL AND SURROUNDED WITH SELECTED FILL. WHERE PIPES PASS THROUGH WALLS WRAP IN 50mm COMPRESSIBLE MATERIAL AND PROVIDE LINTOL OVER DRAIN.

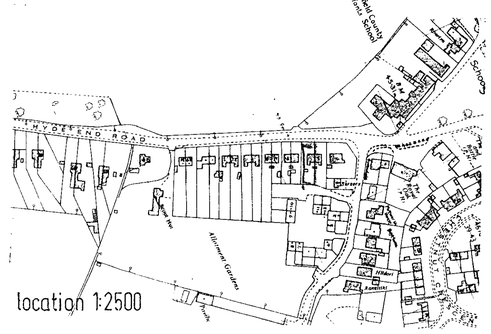

location 1:2500

BUILDING COUNCIL NOTE P0 94 3189.
1) STEEL BEAM CARDS (SEMI).
2) EXTENSION IN LINE WITH EXISTING BAY ROOF LINE
3) SAID BEAMS IN LINE WITH FLOOR JOISTS TO BE ON BOARED DOUBLE JOISTS
4) IN CLOAK FOR CORP & LEAD FLASHINGS AT WALL/ROOF JUNCTIONS
5) KITCHEN BREAK FAST ROOM COMBINED. FIT MECHANICAL EXTRACT TO UTILITY ROOM EQUAL TO 60 L/S. VENTED DIRECT TO OUTSIDE.
6) WALL TO HAVE DOUBLE GLAZED WINDOWS AND FILLED CAVITY WALLS.

SPECIFICATION NOTES :-

FOUNDATIONS SUBJECT TO L.A. INSPECTION, TO SUIT SUBSOIL CONDITIONS: CONCRETE STRIP FOUNDATION 600x200 TAKEN ONE METRE DEEP, SEMI ENGINEERING BNK OR BLOCKWORK WALLS BROUGHT UP TO TWO COURSES BELOW GROUND LEVEL. CAVITY BELOW GROUND TO BE FILLED TO A LEVEL OF 150mm BELOW G.L WITH A 1:8 MIN CONCRETE MIX, WITH THE TOP SURFACE SPLAYED TO OUTSIDE FACE.

GROUND FLOOR SLAB OF 125 M CONC ON 1200g. DPM ON 40mm SAND BLINDING ON 125 WELL CONSOLIDATED HARDCORE, WITH 75mm ROCKWOOL RNG RIGID SLAB INSULATION LAID UNDER 75mm S.C. SCREED TO NEW KITCHEN BATHROOM AND LIVING AREA. THE 1200g DPM TO BE LAPPED OVER ONTO D.P.C, HYLOMAR OR SIMILAR.

102 FACING BRICKWORK TO MATCH EXISTING LAID IN SAME BOND AND MATCHING MORTAR WITH 60mm CAVITY FULLY FILLED WITH ROCKWOOL INSULATION QUILT AND WITH 100mm VERMICULITE INNER SKIN 125 INTO SKIN OF BLOCKWORK ABOVE. FACE BRICKWORK LEVEL. FINISH INTERNALLY WITH 13mm PLASTER & SKIM. WALLTIES TO BE S.STEEL @ 900 HORIZONTALLY AND 450 M VERTICALLY STAGGERED. CLOSE CAVITIES AROUND DOOR & WINDOW OPENINGS WITH ALKORFLEX 222 INSULATING DPC. (222 COLD BREAK) ALL WINDOWS TO BE DOUBLE GLAZED AND TO INCLUDE TRICKLE VENT EQUAL TO 4,000 mm².

ROOF FINISH OF NATURAL CONCRETE PLAIN TILES, COLOUR TO MATCH, ON 38x25mm TREATED BATTENS ON UNDERLAYABLE ROOF FELT, FELT LAPPED HORIZONTALLY AND VERTICALLY A MIN OF 150mm AND FIXED ONTO 100x50 RAFTERS (SCS) AT 450mm CCS. PURLINS SUPPORTED BY STRUTS OFF WALL BELOW (MIN SLOPE 22.5°) TO BE 150x200mm RAFTERS FIXED TO STEEL PLATE 75x100 TANGUSED PLATE BEDDED ONTO WALL. PLATE TO BE STRAPPED TO WALLS AT 1200 CCS. USING BAT STRAPS 100mm BENT TOP, 1,400 LONG 75mm WIDE. 150 M FIBREGLASS INSULATION QUILT LAID BETWEEN RAFTERS. FIX PROPRIETARY ROOF VENT AT RIDGE AND EAVES 10m CONTINUOUS VENTS AND EQUAL TO 5m CONTINUOUS AT RIDGE. ONLY ONE BATTEN IN EVERY FOUR TO BE JOINED ON ANY ONE RAFTER.

FIRST FLOOR OF 20mm THICK FLOORING GRADE CHIPBOARD ON 50x170 JOISTS, 503 AT 400 CCS. FIT ONE ROW HERRING BONE STRUTTING AT MID FLOOR SPANS LAY 150mm FIBRE GLASS INSULATION QUILT OVER FLOOR OF GARAGE. PINE STOP ALL CEILING / WALL JOINTS IN GARAGE.

STUD WALL TIMBER PARTITIONS TO BATHROOMS OF 12m PBW BACKED PLASTER BOARD ON BOTH SIDES OF 100x50 SW STUDDING AT 400mm CCS, BUILT OFF MATCHING SOLE PLATE

LINTELS CARRIED USING 16 LINTELS WITH INSULATION. ALL LINTELS TO HAVE 150 MIN BEARING CAVITY TRAYS TO PROJECT MIN 150mm BEYOND END OF ALL OPENINGS.

A: NEW FRONT BEDROOM SET BACK 1:200 METRES. 24.08.94.
REVISIONS:- B NEW GABLE END IN LIEU OF HIP + WINDOW 16.06.00

APPROVED 29 JUL 1994

C A ASSOCIATES
building design services
18 CINNAMON CLOSE
LOWER EARLEY, READING
BERKSHIRE, RG6 2QP
Tel: 0734 869330

F/2000/1822

client: Mr&Mrs. Ali, 5 Hyde End Road, Shinfield Reading

drawn: cg
date. may 94.

job: Change hip to gable to allow part roofspace to be used as computer space

scale: 1:50
no. CA 94 204B

593-391