Survey®
Superplan®

14.NOV.2002

8055 Planning Extract - 1
14.NOV.2002
Site-centred

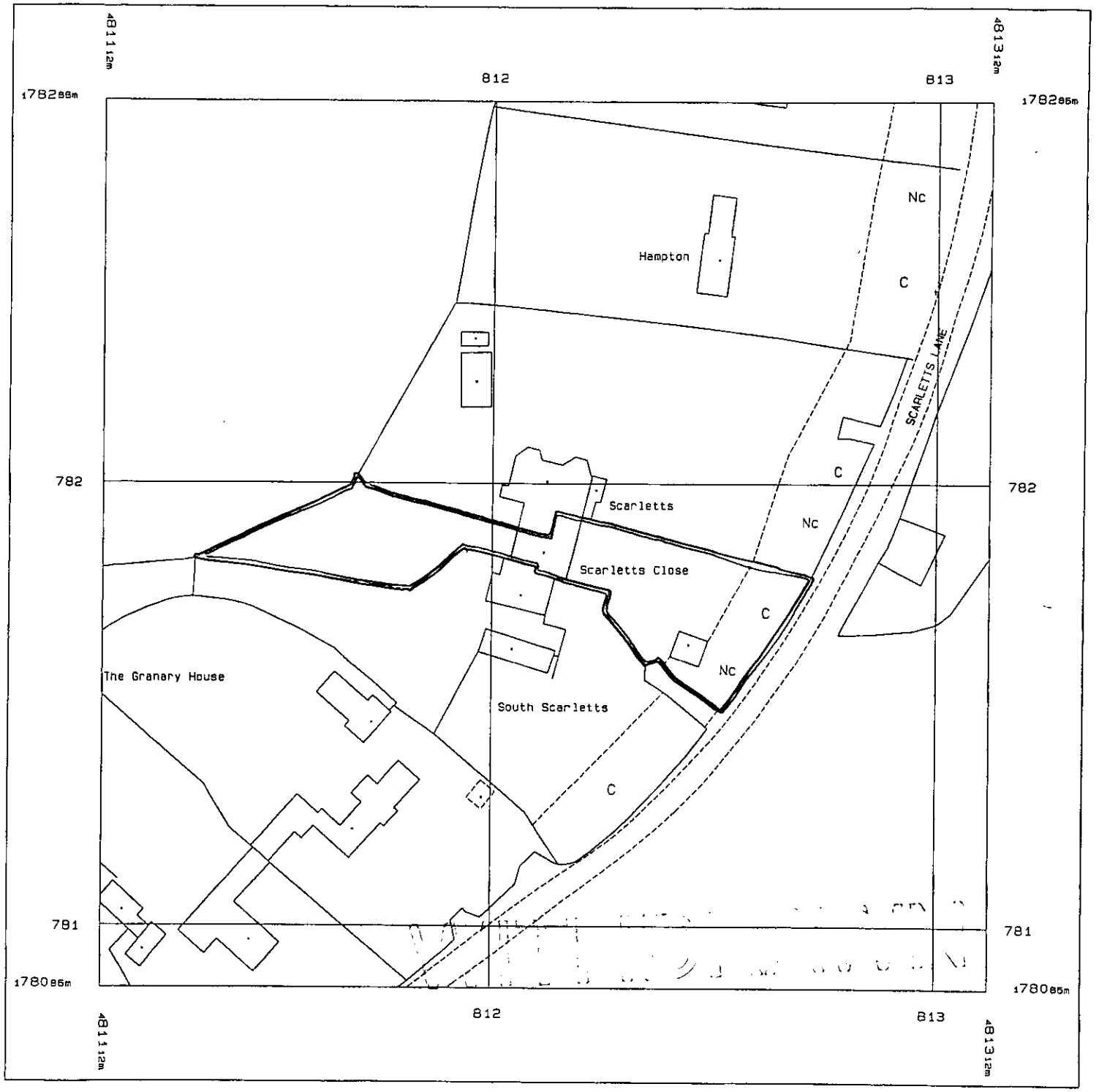

Produced 07 Nov 2002 from Ordnance Survey digital data and incorporating surveyed revision available at this date. © Crown Copyright 2002.

Reproduction in whole or in part is prohibited without the prior permission of Ordnance Survey.

Ordnance Survey, the OS symbol and Superplan are registered trade marks of Ordnance Survey, the national mapping agency of Great Britain.

Scale 1: 1250

Part or all of this Superplan is enlarged from mapping produced at one or more of the following scales: 1: 1250, 1: 2500 & 1: 10000

National Grid sheet reference at centre of this Superplan: SU8178

The representation of a road, track or path is no evidence of a right of way.

This Superplan product does not contain all recorded map information.

Centre Coordinates: 481212 178186

Supplied by: Stanfords, London WC2

14.NOV.2002

8055

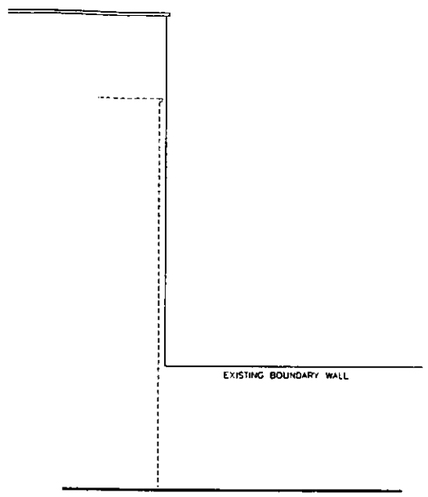

SIDE ELEVATION AS EXISTING

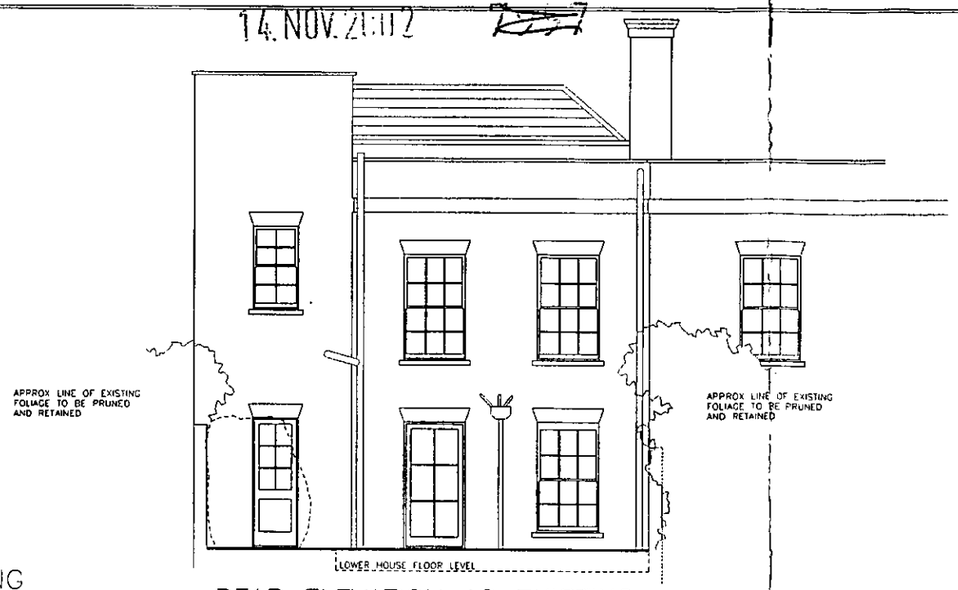

REAR ELEVATION AS EXISTING

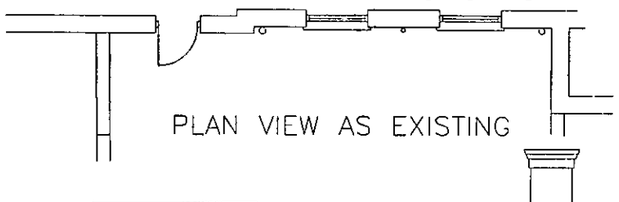

PLAN VIEW AS EXISTING

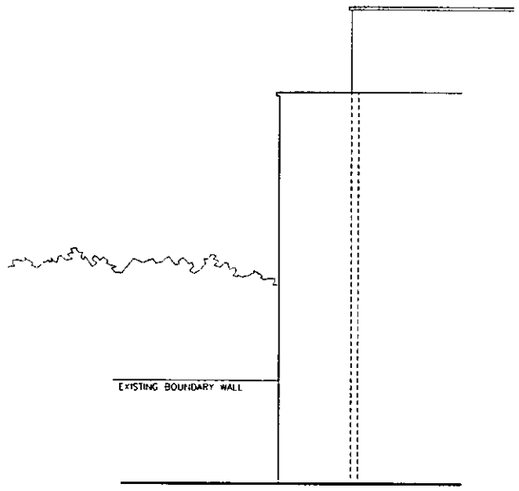

SIDE ELEVATION AS EXISTING

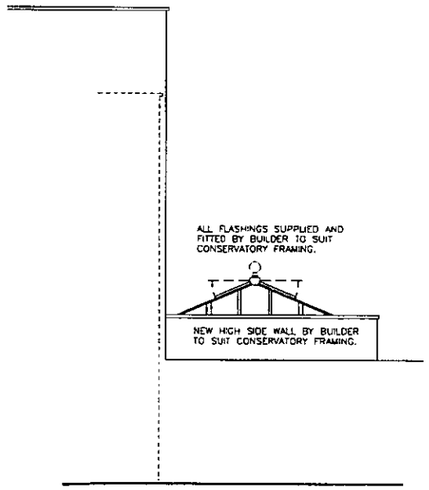

SIDE ELEVATION AS PROPOSED

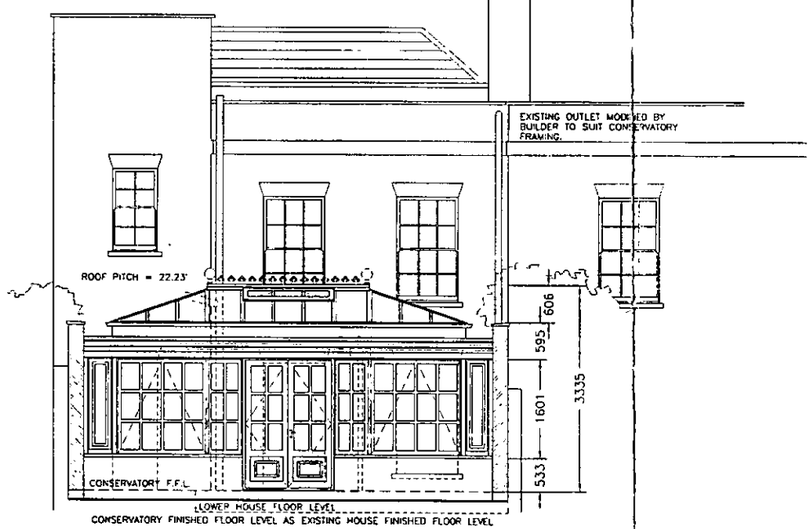

REAR ELEVATION AS PROPOSED

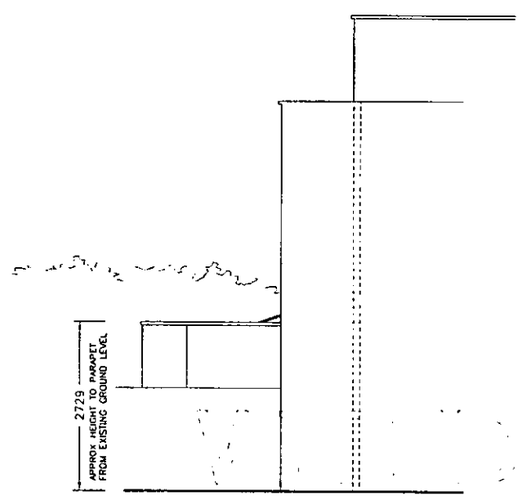

SIDE ELEVATION AS PROPOSED

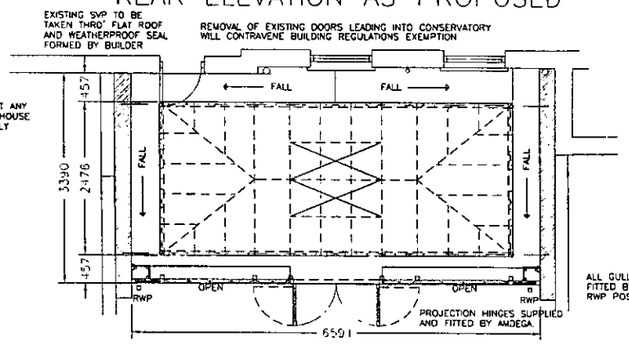

PLAN VIEW AS PROPOSED

AS YOU ARE AWARE NO ABUTTING WALLS ARE PERFECTLY TRUE, WOULD YOU PLEASE, THEREFORE ENSURE THAT ANY SETTING OUT IS DONE BY TAKING THE PLUMB LEVELS FROM THE FURTHEST PROTRUDING POINT ON THE MAIN HOUSE WALL WHICH ABUTTS THE CONSERVATORY. IF IN DOUBT PLEASE CONTACT OUR REPRESENTITIVE OR ALTERNATIVELY HEAD OFFICE.

PLEASE NOTE : THE CONSERVATORY HEIGHTS SHOWN ARE TAKEN TO THE TOP OF THE CONSERVATORY EAVES PLATE AND RIDGE CAPPING FROM CONSERVATORY FINISHED FLOOR LEVEL. THESE HEIGHTS MUST NOT BE USED TO DETERMINE THE ROOF PITCH FOR THE POSITIONING OF LEAD FLASHINGS PRIOR TO THE INSTALLATION OF THE CONSERVATORY.

POSITION OF CONSERVATORY TO CLIENTS REQUIREMENTS, HOWEVER BUILDER TO ENSURE CONSERVATORY COMPONENTS DO NOT OBSTRUCT ANY EXISTING DOORS OR WINDOWS

TIMBER MATERIALS FOR FLAT ROOF SUPPLIED LOOSE BY AMDEGA FOR FIXING ON SITE. ALL WEATHERPROOF COVERINGS SUPPLIED AND FIXED BY BUILDER OR SPECIALIST.

ALL STEEL SUPPORT TO BOX GUTTER SUPPLIED AND FITTED BY AMDEGA

ALL GULLIES SUPPLIED AND FITTED BY BUILDER TO SUIT RWP POSITIONS INDICATED.

GENERAL SPECIFICATION :

- CONSERVATORY CONSTRUCTED PRIMARILY FROM IMPORTED CANADIAN WESTERN RED CEDARWOOD.
- DOUBLE GLAZED UNITS THROUGHOUT COMPRISING 2 x 4mm CLEAR TOUGHENED WITH 12mm AIRSPACE.
- PRIMED AND FACTORY PART PAINTED : IBERIS WHITE
- ALUMINIUM 'OGEE' GUTTER AND RAINWATER PIPES, COLOUR COATED TO MATCH.
- ALL BUILDING WORKS, BASEWALL, FOUNDATIONS, ETC. BY OTHERS.
- ALL ASSOCIATED LEADWORK, FLASHINGS, ETC. BY SPECIALIST CONTRACTOR.

AMDEGA CONSERVATORIES LTD OWNS THE COPYRIGHT OF THIS UNIT DRAWING. UNAUTHORISED PARTIAL OR COMPLETE REPRODUCTION, IN EITHER 2 OR 3 DIMENSIONAL FORM MAY RESULT IN LEGAL ACTION.

BUILDING NOTES

1. ALL SIZES ON THIS DRAWING ARE BASED UPON THE ASSUMPTION THAT THE ABUTTING WALL IS BOTH PLUMB AND SQUARE, IF THESE CONDITIONS DO NOT APPLY CORRECTION MUST BE MADE BY –
   - PACKING AND FILLING
   - ADJUSTING BASEWORK TO THE REVISED DATUM POINT
2. ENSURE WHEN SETTING OUT CONSERVATORY FFL THAT EXISTING DOORS AND WINDOWS ARE NOT OBSTRUCTED BY CONSERVATORY COMPONENTS
3. WHERE A SLOPING ROOF IS ABOVE THE CONSERVATORY, WE RECOMMEND THAT SNOW GUARDS SHOULD BE FITTED TO THE EAVES OF THE EXISTING BUILDING.

IF IN DOUBT PLEASE CONTACT AMDEGA IMMEDIATELY

Approval of Planning Drawing and colour specification

contract:.....

colour:.....

Signed:.....

Date...../...../.....

		D
		C
		B
		A
DATE	REVISION	REF

CONTRACT :

AT
SCARLETTS CLOSE
SCARLETTS LANE
KILN GREEN
READING
BERKSHIRE
RG10 9XD

FOR

CLIENT

MR. & MRS. D. & A. SAGE

DRAWING TITLE

PROPOSED DOUBLE GLAZED CONSERVATORY

AMDEGA
Conservatories
FAVERDALE INDUSTRIAL EST
DARLINGTON
Co DURHAM DL3 OPW
Telephone (01325) 468522
INTERNATIONAL DIVISION:
Fax No : (01325) 349547

DRAWN BY: PAR	SCALE: 1 : 100	
CHECKED:	DRAWING NO: C5381–1	REV
DATE: 08/11/02		

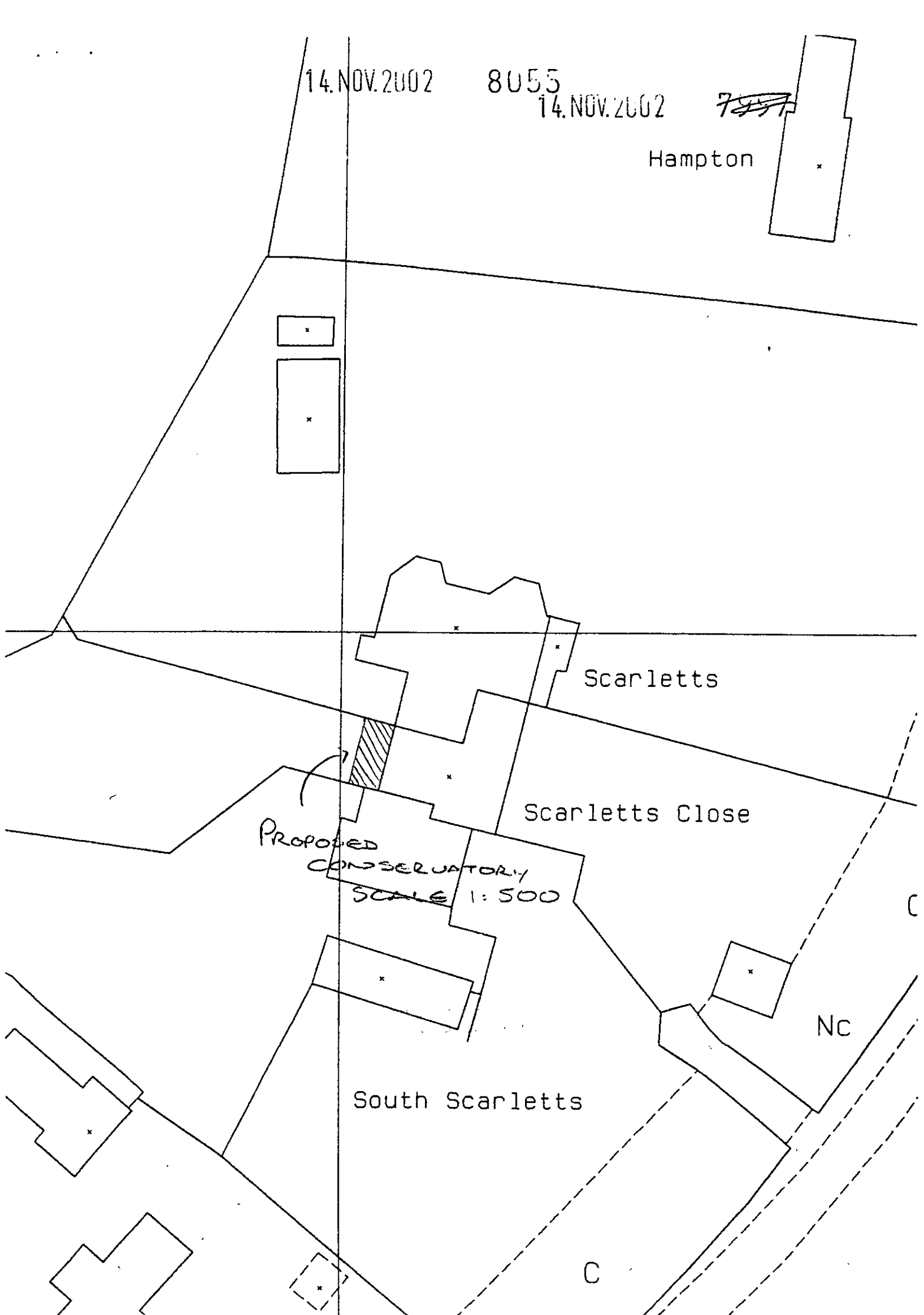
14.NOV.2002 8055
14.NOV.2002
Hampton
Scarletts
Scarletts Close
PROPOSED CONSERVATORY
SCALE 1:500
South Scarletts
NC
C
C