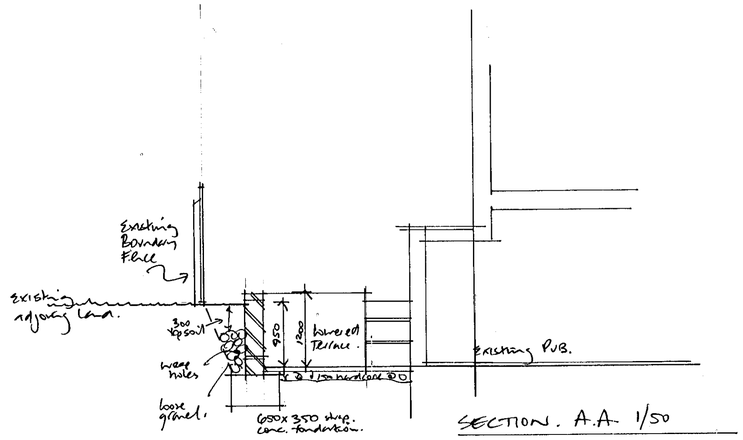

SECTION. A.A. 1/50

REV.A · BUILDING REGULATIONS ANNOTATION ADDED 20/11/2000.

AMENDMENTS

TAYLOR & CO.

ARCHITECTS · INTERIORS · DESIGN

P.O. BOX 57, DROITWICH SPA, WORCESTERSHIRE, WR9 0YG.

Tel: 01905 621600 · Fax: 621414

E-MAIL: tayco @ globalnet.co.uk

CLIENT
GEORGE GALE & CO. LTD
HORNDEAN
HAMPSHIRE

JOB
BULL INN
SONNING
BERKSHIRE RG4 0UP

DESCRIPTION
PROPOSED GROUND FLOOR PLAN. (SHOWING PROPOSED REAR LOWERED TERRACE.)

SCALE	DATE	DRAWN BY
1:100	3/.100	

DRAWING NUMBER
394/1.A.

The copyright in this drawing is vested in the Architect and it must not be copied or reproduced without his written consent.
Figured dimensions only to be taken from this drawing. All contractors must visit the site and be responsible for taking and checking all dimensions relative to the works shown on this drawing.

All drawings and specifications from Specialists (nominated or domestic) to be submitted in duplicate to the Architect by the Main Contractor for comments, prior to any fabrication works.
The Architects will assist in checking this information but any failure to detect inconsistencies or errors will not relieve the Contractor of his responsibility and the Architects comments will be restricted accordingly.





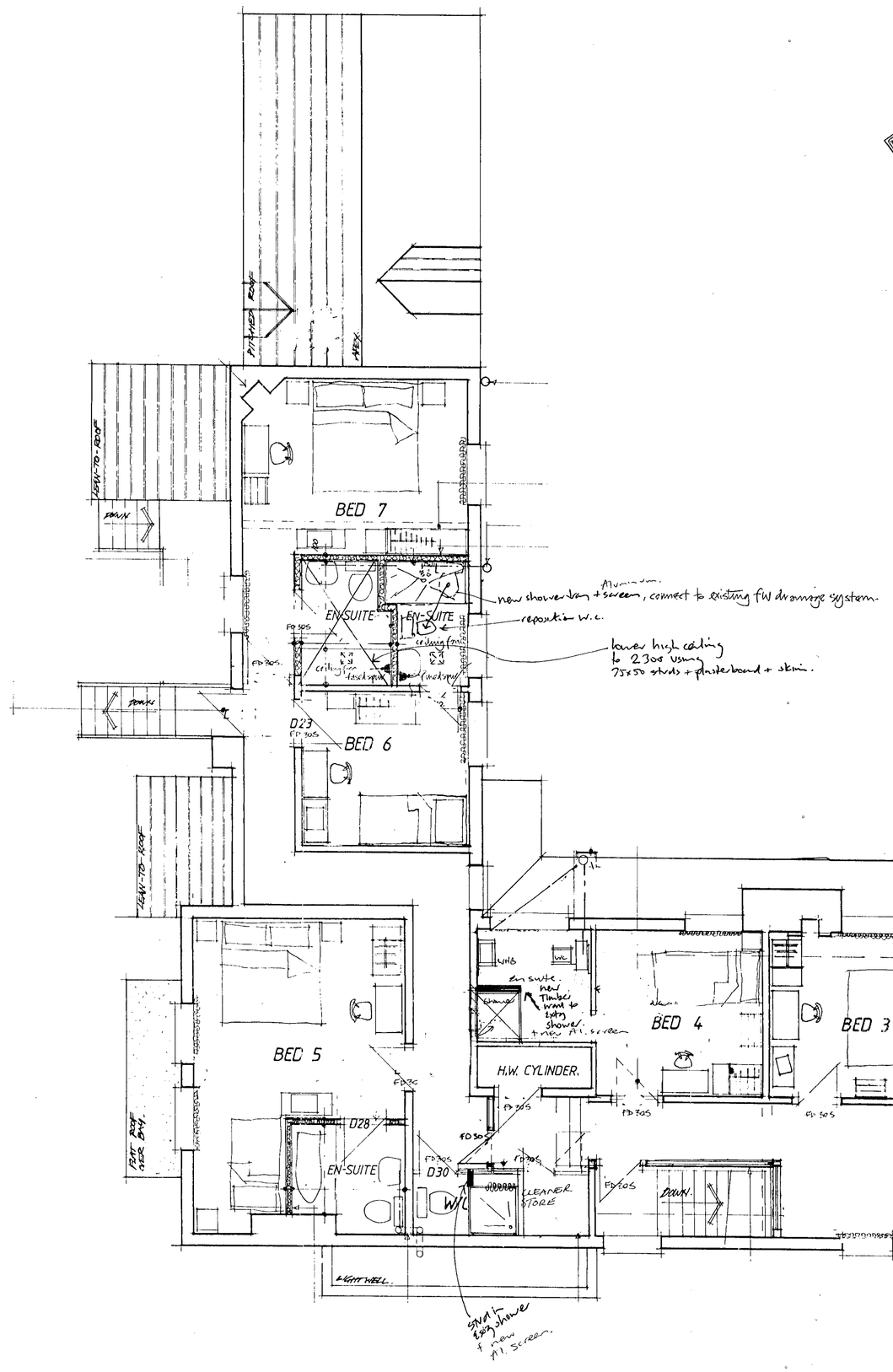

Ventilation

Mechanical ventilation to new/modified bathrooms by Vent-Axia SELV 12T with flexible ducting through ceiling void and terminating with ridge vent tile to match existing by Keymer Tiles or similar to Conservation Planning officer approval.

Drainage

Foul water to be 100mm ø Hepsleeve pipes, flexible jointed and laid to 1:40 fall on granular bed, encased in 150mm granular surround. New inspection chamber 600mm x 450mm in 215mm class 'B' engineering brickwork with 150mm concrete base and light duty cover and frame.

Plumbing

All sanitary pipework installations to be carried out in uPVC to CP 301, with materials to conform to BS 5772. W.C. to have 100mm branch connection swept in direction of flow. All other appliances to have 50mm dia. wastes with deep seal traps (75mm). Stub stack to terminate at approximately 1200mm above floor level with 03mm Air Admittance Value to head. New external S+VP in cast aluminium circular section finished black terminated with bird cage cowl.

B: Building Reg's application added
A: Surface drainage brought inside Bed 1 area

TAYLOR & CO.
ARCHITECTS · INTERIORS · DESIGN
P.O. BOX 57, DROITWICH SPA, WORCESTERSHIRE, WR9 0YG.
Tel: 01905 621600 Fax: 621414
E-MAIL: tayco @ globalnet.co.uk

CLIENT
GEORGE GALE & CO. LTD
HORNDEAN
HAMPSHIRE

JOB
BULL INN
SONNING
BERKSHIRE RG4 0UP

DESCRIPTION
PROPOSED FIRST FLOOR PLAN (INDICATING IMPROVEMENTS TO BED 1. & SHOWER TO ENTRY. SHOWERS.

SCALE	DATE	DRAWN BY
1:100		

DRAWING NUMBER
394/4B.

The copyright in this drawing is vested in the Architect and it must not be copied or reproduced without his written consent
Figured dimensions only to be taken from this drawing. All contractors must visit the site and be responsible for taking and checking all dimensions relative to the works shown on this drawing

All drawings and specifications from Specialists (nominated or domestic) to be submitted in duplicate to the Architect by the Main Contractor for comments, prior to any fabrication works.
The Architects will assist in checking this information but any failure to detect inconsistencies or errors will not relieve the Contractor of his responsibility and the Architects comments will be restricted accordingly.

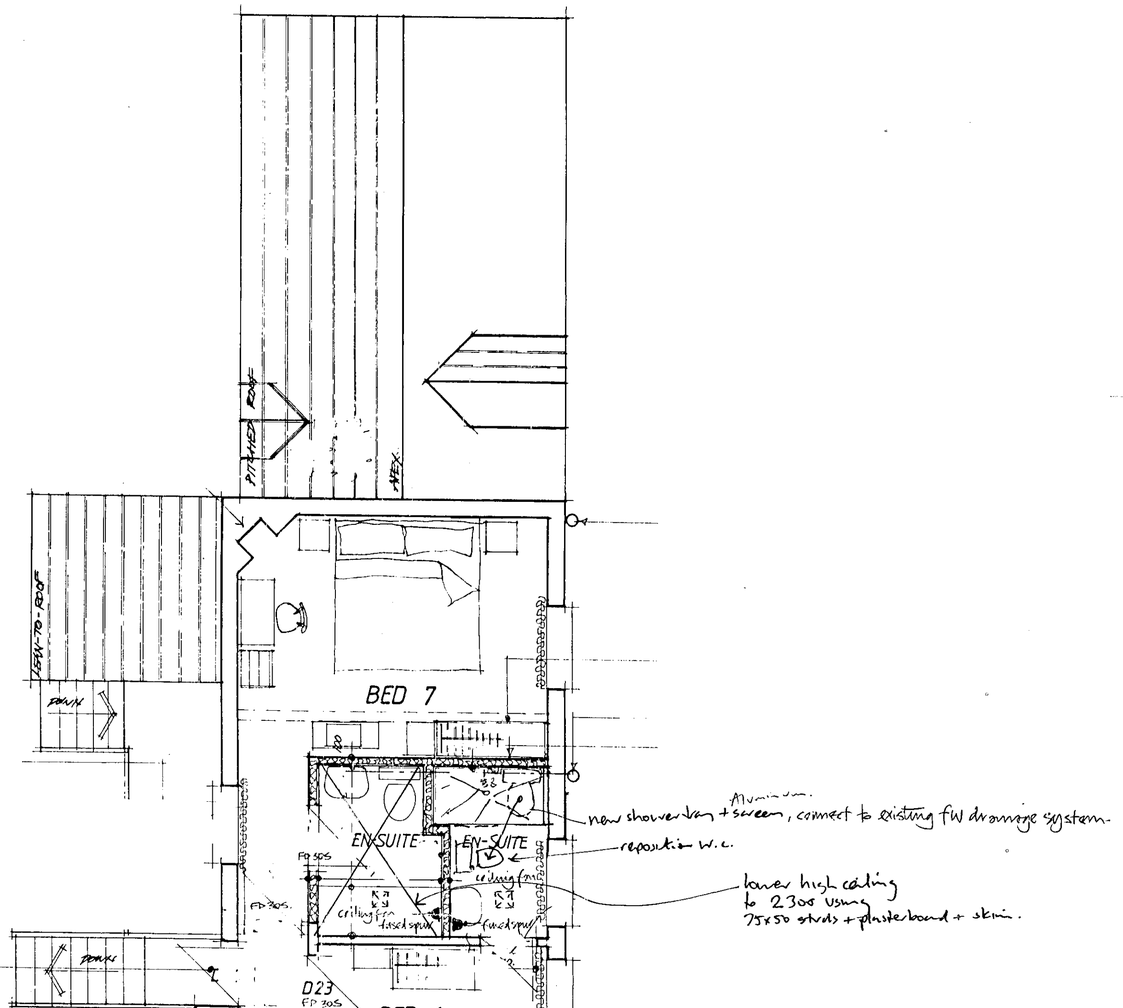

new shower tray + screen, connect to existing FW drainage system.
reposition W.C.
lower high ceiling to 2300 using 75x50 studs + plasterboard + skim.
take out WHB. and associated pipework extend finishes.
remove existing shower, make good any works disturbed.
take out extg shower & new screen.

Ventilation

Mechanical ventilation to new/modified bathrooms by Vent-Axia SELV 12T with flexible ducting through ceiling void and terminating with ridge vent tile to match existing by Keymer Tiles or similar to conservation Planning Officer approval.

Drainage

foul water to be 100 mm ø Hepsleeve pipes, flexible jointed and laid to 1:40 fall on granular bed, encased in 150 mm granular surround. New inspection chamber 600mm x 450mm in 215 mm class 'B' engineering brickwork with 150mm concrete base and light duty cover and frame.

Plumbing

All sanitary pipework installations to be carried out in uPVC to CP 301, with materials to conform to BS 5772. W.C. to have 100 mm branch connection swept in direction of flow. All other appliances to have 50mm dia. waste with deep seal traps (75mm). Stub stack to terminate at approximately 1200mm above floor level with 03ms Air Admittance Value to head. New external S+VP in cast aluminium circular section finished black terminated with bird cage cowl.

B: Building Reg's annotation added
A: 8mcy300 drainage brought inside flood line

PL	
BW	
DO	
APP	
GS	
COPIES TO:	AGN:
	FILE:

TAYLOR & CO.
ARCHITECTS · INTERIORS · DESIGN
P.O. BOX 57, DROITWICH SPA.
WORCESTERSHIRE. WR9 0YG.
Tel: 01905 621600 Fax: 621414
E-MAIL: tayco @ globalnet.co.uk

CLIENT
GEORGE GALE & CO. LTD
HORNDEAN
HAMPSHIRE

JOB
BULL INN
SONNING
BERKSHIRE RG4 0UP

DESCRIPTION
PROPOSED FIRST FLOOR PLAN (INDICATING IMPROVEMENTS TO BED 1. & STRIPWORK TO EXTG. SHOWERS.

SCALE	DATE	DRAWN BY
1:100		

DRAWING NUMBER
394/4B.

THE MALTINGS.

CHURCH GRAVEYARD.

Garden

LOG STORE.

RECORDED POSITION OF SHALLOW WELL.

Existing Beer Garden.

Bull Inn property.

Boundary

New 2m x 2m x 2m crushed stone soakaway set 600mm below lower Terrace level. Exist. grassed area to be kept/reinstated.

soakaway.

PROPOSED NEW LOW LEVEL TERRACE
Enlarged from existing by New 215mm Brick to match exist. retaining wall with Brick facing.

7.75 metres

existing fire escape from 1st floor letting rooms.

Existing drain

RECORDED POSITION OF DEEP WELL

ex m.h

Existing Manage.

ex drain to Main Sewer

Flag steps with Brick riser to both steps

4.0 metres.

PAVING proposed Brindle brick pavers on sand + hardcore Base.

new low terrace

line of existing Terrace wall to be demolished. (stock brick)

60mm Landscaping strip adjacent existing Timber fencing

THE BULL INN

New Beer / foul Drainage.

ex drain

ex m.h.

alter existing Timber fence & door to manager private garden in adjoining House.

manager's private garden

New S+VP & new manhole over Exist. foul drain

adjoining property (manage)

Boundary

TO HIGH STREET

ex. Main Sewer

CAR PARK

Existing Beer Garden

log STORE

RECORDED POSITION OF SHALLOW WELL

CAR PARK

Existing Beer Garden

Exist. fire escape stairs from letting rooms

RECORDED POSITION OF DEEP WELL

ex m.h

ex drain to Main Sewer

Exist. steps up

Existing grassed area.

Existing Terrace

existing door & door from rear lounge Bar. (too congested when coming out of doors)

THE BULL INN

Exist. gate to managers garden.

ex m.h.

ex d

adjoining property (manage)

A 8 MAY 2000. Managers gate position amended. GA

TAYLOR & CO.

ARCHITECTS • INTERIORS • DESIGN

P.O. BOX 57, DROITWICH SPA, WORCESTERSHIRE, WR9 0YG.

Tel: 01905 621600 Fax: 621414

E-MAIL: tayco @ globalnet.co.uk

REVISED

APPROVED

CLIENT
GEORGE GALE & CO. LTD
HORNDEAN
HAMPSHIRE

JOB
BULL INN
SONNING
BERKSHIRE RG4 0UP

DESCRIPTION
EXISTING SITE PLAN & PROPOSED SITE PLAN.

SCALE	DATE	DRAWN BY
1:100	3 MAR 00	MCT

DRAWING NUMBER
394/2A.

The copyright of this drawing is vested in the Architect and it must not be copied or reproduced without his written consent.
Figured dimensions only to be taken from this drawing. All contractors must visit the site and be responsible for taking and checking all dimensions relative to the works shown on this drawing.

All drawings and specifications from Specialists (nominated or domestic) to be submitted in duplicate to the Architect by the Main Contractor for comments, prior to any fabrication works.
The Architects will assist in checking this information but any failure to detect inconsistencies or errors will not relieve the Contractor of his responsibility and the Architects comments will be restricted accordingly.

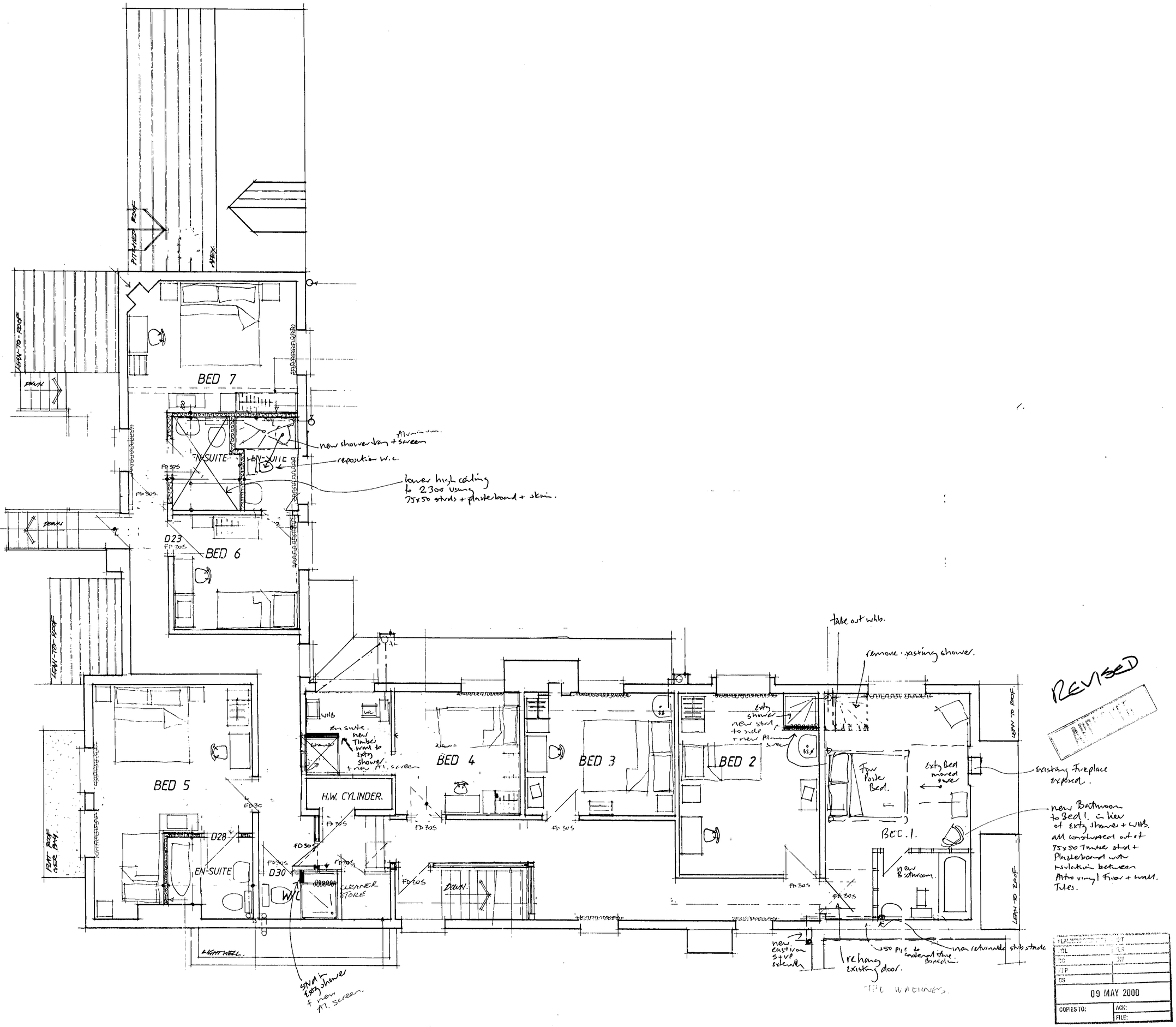

8 May 2000 drainage brought inside Bed 1. etc.

TAYLOR & CO.
ARCHITECTS • INTERIORS • DESIGN
P.O. BOX 57, DROITWICH SPA.
WORCESTERSHIRE, WR9 0YG.
Tel: 01905 621600 Fax: 621414
E-MAIL: tayco @ globalnet.co.uk

CLIENT
GEORGE GALE & CO. LTD
HORNDEAN
HAMPSHIRE

JOB
BULL INN
SONNING
BERKSHIRE RG4 0UP

DESCRIPTION
PROPOSED FIRST FLOOR PLAN (INDICATING IMPROVEMENTS TO BED 1. & STUDWORK TO extg. SHOWERS.

SCALE	DATE	DRAWN BY
1:100		

DRAWING NUMBER 394/4A.

PLANNING	
SOL	
DO	
APP	
CS	
09 MAY 2000	
COPIES TO:	ACK:
	FILE:

The copyright of this drawing is vested in the Architect and it must not be copied or reproduced without the written consent.
Figured dimensions only to be taken from this drawing. All contractors must visit the site and be responsible for taking and checking all dimensions relative to the works shown on this drawing.

All drawings and specifications from Specialists (nominated or domestic) to be submitted in duplicate to the Architect by the Main Contractor for comments, prior to any fabrication works.
The Architects will assist in checking this information but any failure to detect inconsistencies or errors will not relieve the Contractor of his responsibility and the Architects comments will be restricted accordingly.



EXISTING.
WEST COURT YARD ELEVATION.
(no changes)



EXISTING.
NORTH COURT YARD ELEVATION
(no changes)

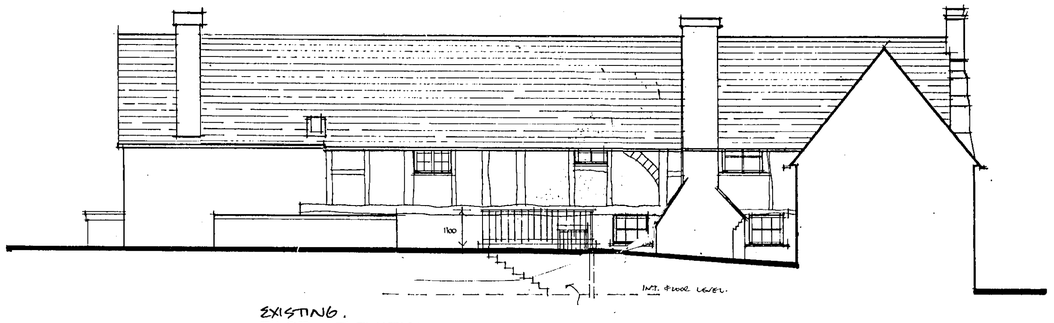

EXISTING.
EAST ELEVATION
(no changes)

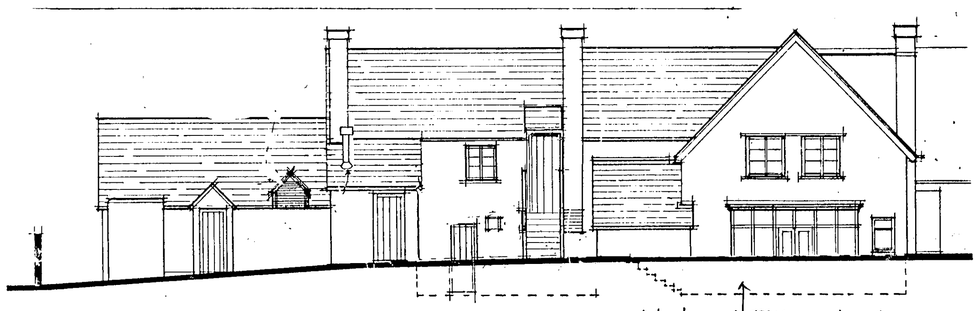

Exstg. lowered Terrace enlarged as per proposals. no other change.

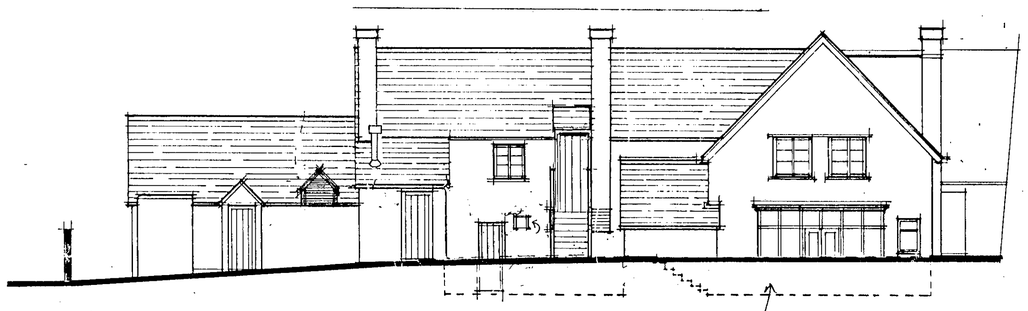

EXISTING.
SOUTH ELEVATION

Existing lower Terrace.

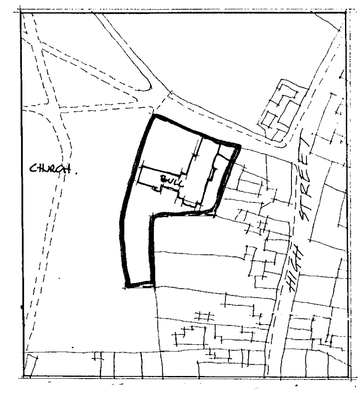

LOCATION PLAN 1-1250

25 JAN 2000 0469

TAYLOR & CO.
ARCHITECTS • INTERIORS • DESIGN
P.O. BOX 57, DROITWICH SPA,
WORCESTERSHIRE, WR9 0YG.
Tel: 01905 621600 Fax: 621414
E-MAIL: tayco @ globalnet.co.uk

CLIENT
GEORGE GALE & CO. LTD
HORNDEAN
HAMPSHIRE

JOB
BULL INN
SONNING
BERKSHIRE RG4 0UP

DESCRIPTION
EXISTING ELEVATIONS AND PROPOSED SOUTH ELEVATION.

SCALE	DATE	DRAWN BY
1:100	3/1/00	MCT

DRAWING NUMBER
394/3

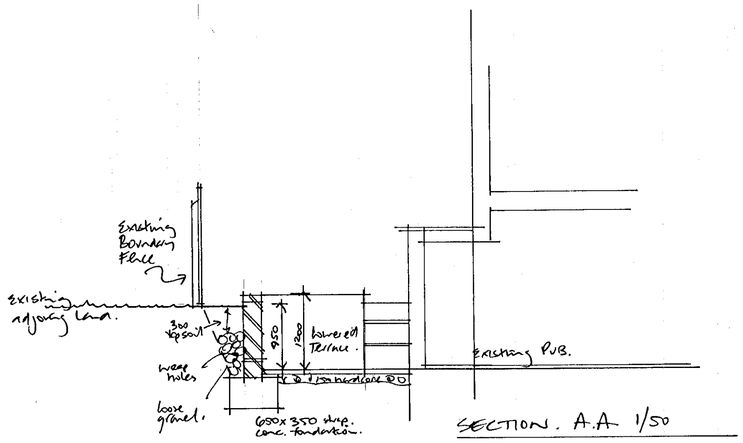

SECTION. A.A 1/50

25 JAN 2000 * 0469

TAYLOR & CO.
ARCHITECTS • INTERIORS • DESIGN
P.O. BOX 57, DROITWICH SPA, WORCESTERSHIRE, WR9 0YG.
Tel: 01905 621600 . Fax: 621414
E-MAIL: tayco @ globalnet.co.uk

CLIENT
GEORGE GALE & CO. LTD
HORNDEAN
HAMPSHIRE

JOB
BULL INN
SONNING
BERKSHIRE RG4 0UP

DESCRIPTION
PROPOSED GROUND FLOOR PLAN. SHOWING PROPOSED REAR LOWERED TERRACE.

SCALE	DATE	DRAWN BY
1:100	3/11/00	

DRAWING NUMBER
394/1.

The copyright : this drawing is vested in the Architect and it must not be copied or reproduced without his written consent.
Figured dimensions only to be taken from this drawing. All contractors must visit the site and be responsible for taking and checking all dimensions relative to the works shown on this drawing

All drawings and specifications from Specialists (nominated or domestic) to be submitted in duplicate to the Architect by the Main Contractor for comments, prior to any fabrication works.
The Architects will assist in checking this information but any failure to detect inconsistencies or errors will not relieve the Contractor of his responsibility and the Architects comments will be restricted accordingly.

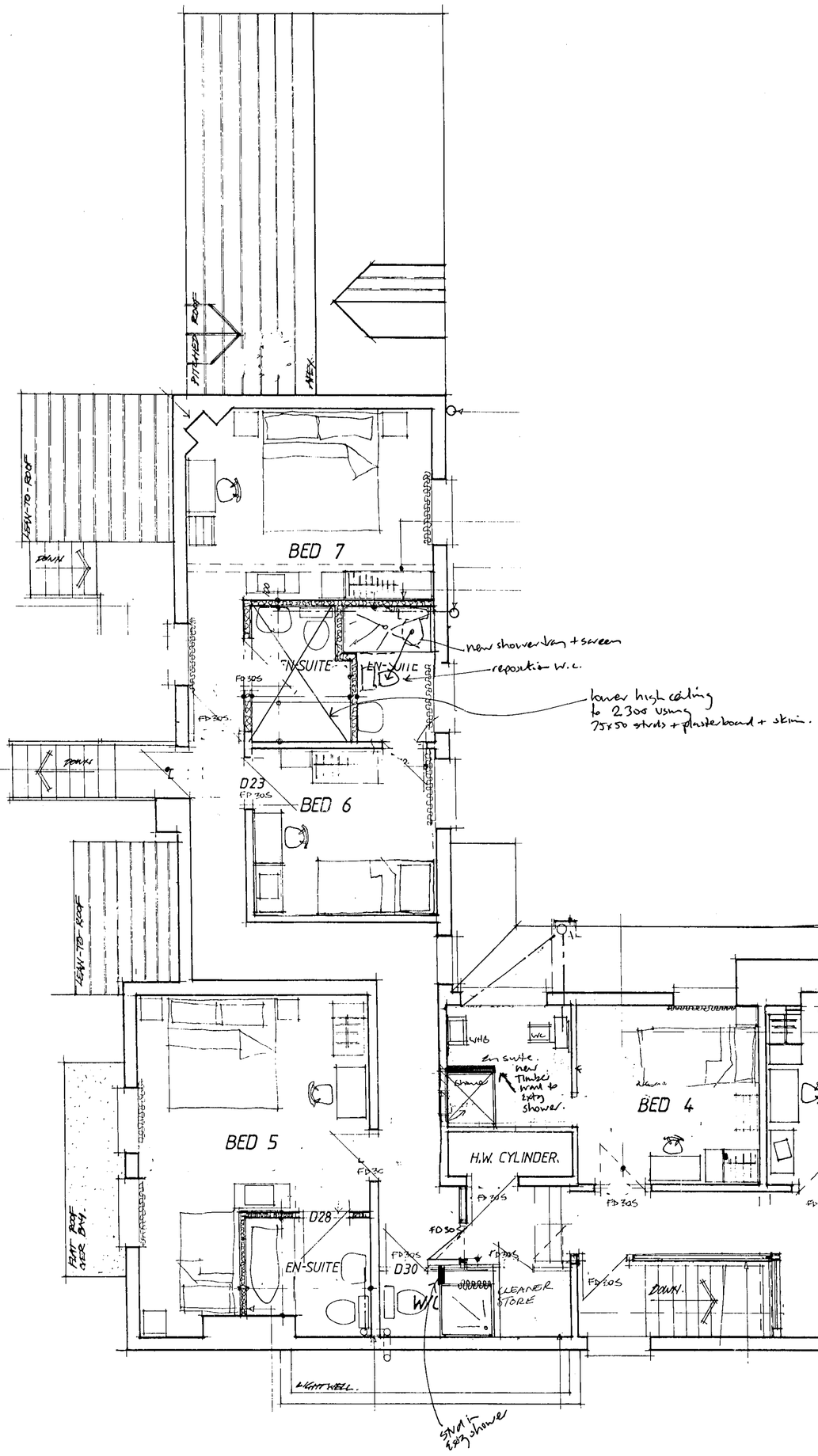

TAYLOR & CO.
ARCHITECTS · INTERIORS · DESIGN
P.O. BOX 57, DROITWICH SPA, WORCESTERSHIRE, WR9 0YG.
Tel: 01905 621600 . Fax: 621414
E-MAIL: tayco @ globalnet.co.uk

CLIENT
GEORGE GALE & CO. LTD
HORNDEAN
HAMPSHIRE

JOB
BULL INN
SONNING
BERKSHIRE RG4 0UP

DESCRIPTION
PROPOSED FIRST FLOOR PLAN (INDICATING IMPROVEMENTS TO BED 1. & STRIPWORK TO extg. SHOWERS.

SCALE	DATE	DRAWN BY
1:100		

DRAWING NUMBER
394/4

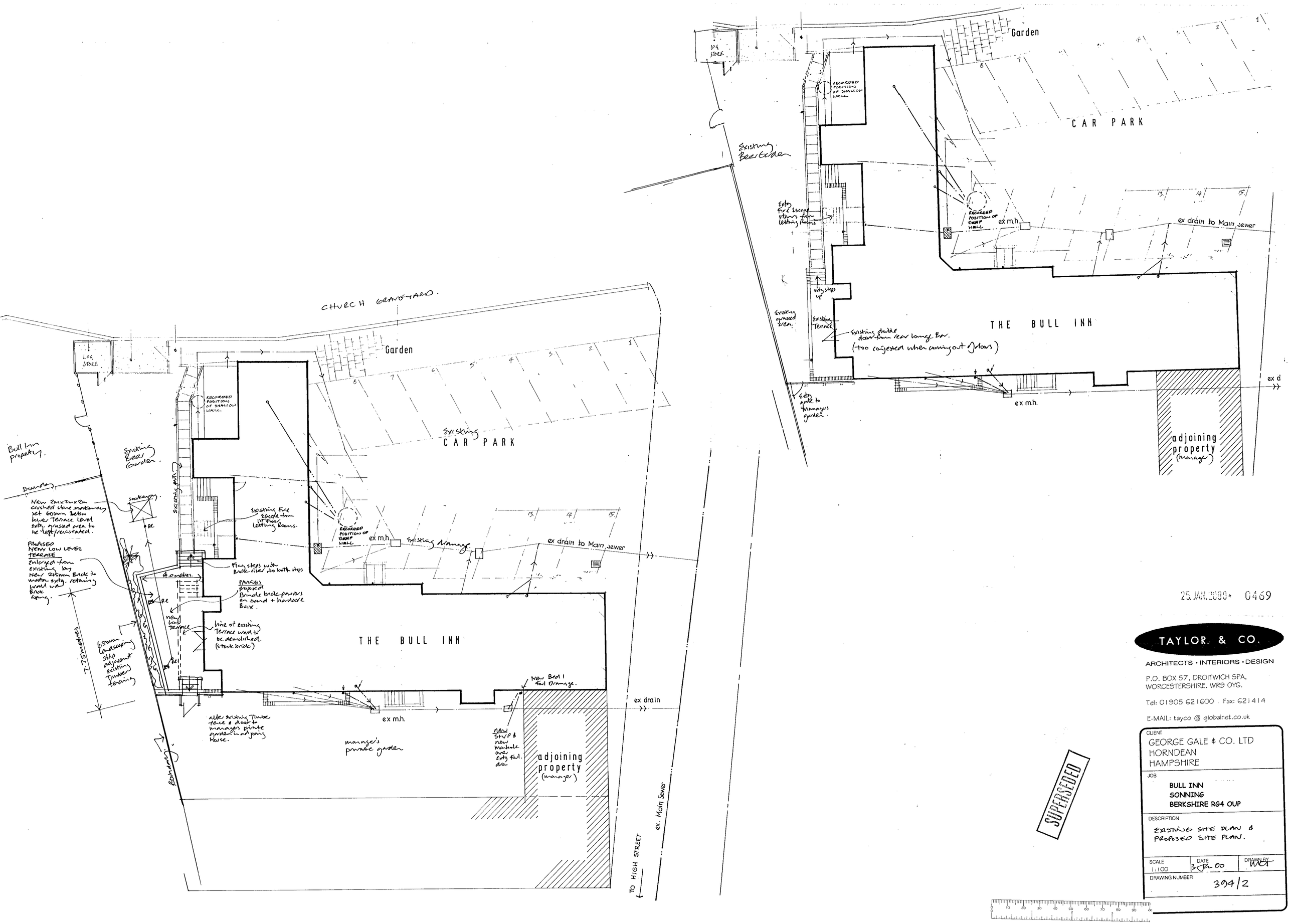

25.JAN.2000 0469

SUPERSEDED

TAYLOR & CO.

ARCHITECTS • INTERIORS • DESIGN

P.O. BOX 57, DROITWICH SPA,
WORCESTERSHIRE. WR9 0YG.

Tel: 01905 621600 Fax: 621414

E-MAIL: tayco @ globalnet.co.uk

CLIENT
GEORGE GALE & CO. LTD
HORNDEAN
HAMPSHIRE

JOB
BULL INN
SONNING
BERKSHIRE RG4 0UP

DESCRIPTION
EXISTING SITE PLAN & PROPOSED SITE PLAN.

SCALE	DATE	DRAWN BY
1:100	3 Jan 00	WCT

DRAWING NUMBER 394/2