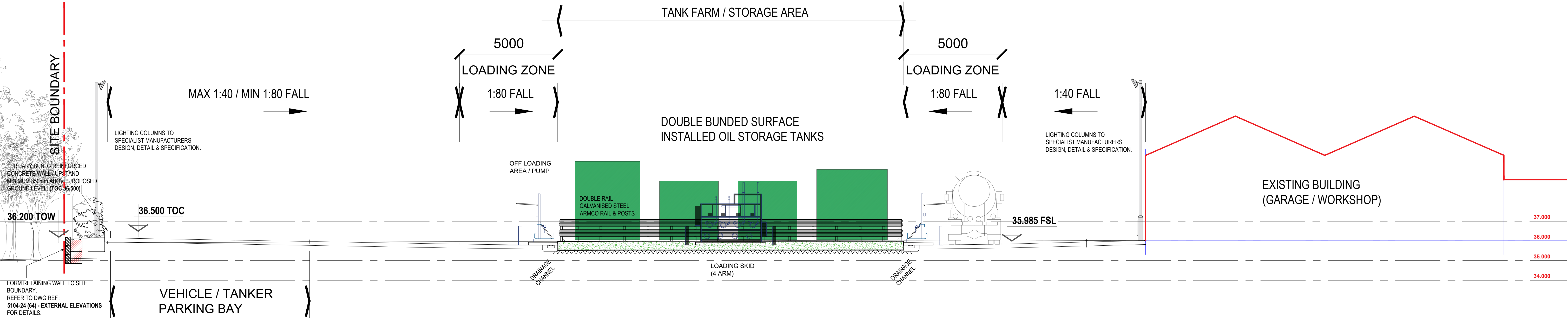
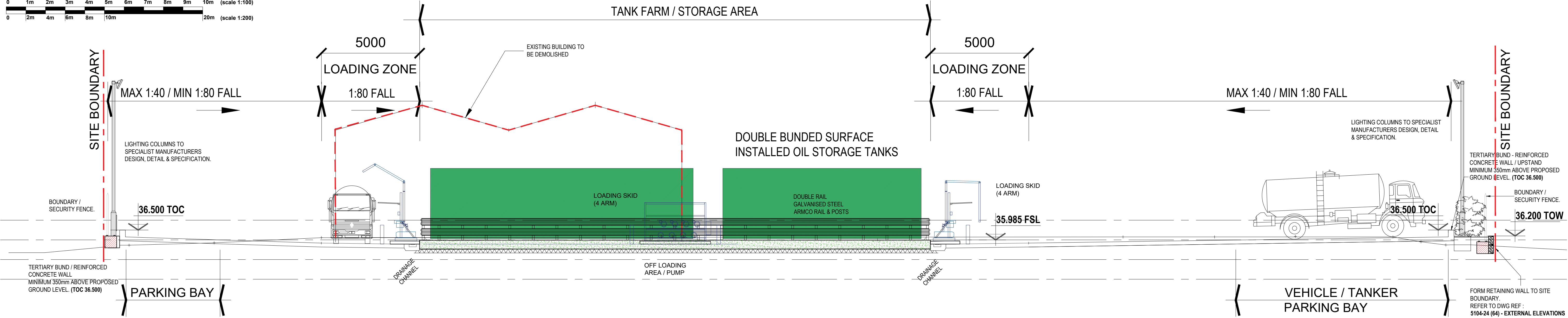
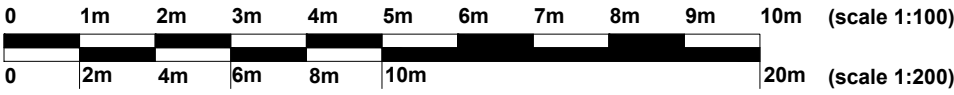


DO NOT SCALE - IF IN DOUBT ASK

**GENERAL NOTES**  
This drawing is to be read in conjunction with all relevant Partington & Associates , architects, service engineers and subcontractor drawings.  
Review all drawings and report any discrepancies to Partington & Associates prior to commencement.



**PROPOSED LONGITUDINAL SECTION - THROUGH SITE**  
(SCALE 1:100)



**PROPOSED CROSS SECTION - THROUGH SITE**  
(SCALE 1:100)



**FOR APPROVAL**

A	MW	DJO	17-11-25	Retaining wall note revised (Dwg reference added).
Revision	By	Check	Date	Description
<div><div><div>Partington</div><div>Associates</div></div><div><div>Partington &amp; Associates Limited</div><div>Structural Design Consultants</div><div>13 Gillibrand Street Chorley Lancashire PR7 2EJ</div><div>Tel: 01257 249863 e-mail: admin@partington-associates.com www.partington-associates.com</div></div></div>				
Client			Scale @A1	
Project			Date	MAR'25
Title			Drawn	MW
Job No.			Check	DO
5104-24			Approved	-
Dwg No.			Rev.	A
61				