scale :-1:100.

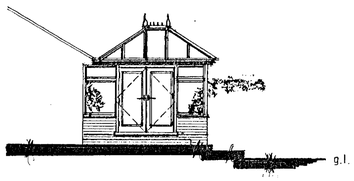

Side Elevation

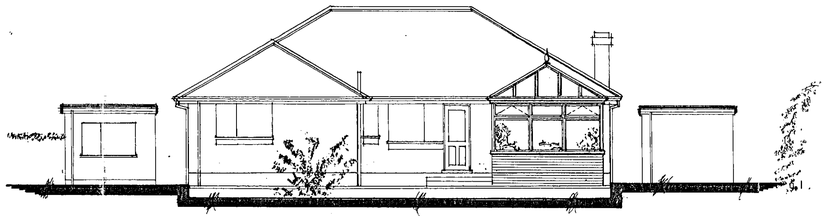

Proposed Rear Elevation

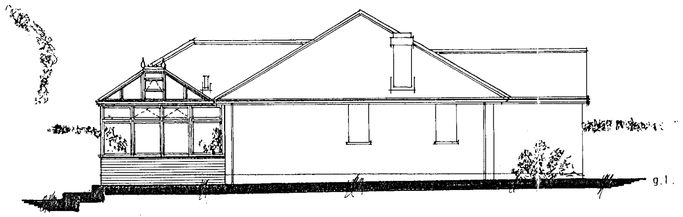

Proposed Side Elevation (deleting garage.)

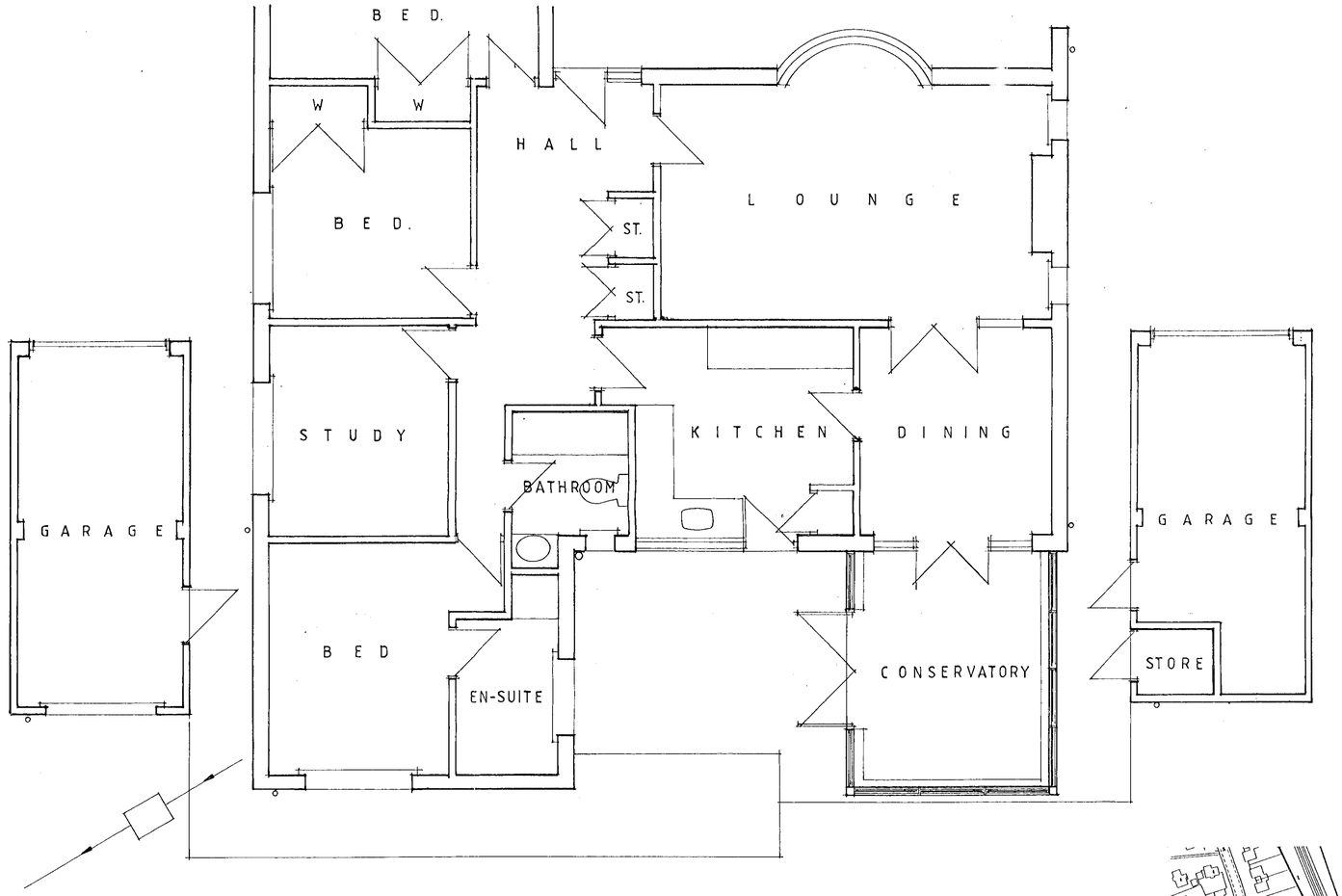

Proposed Plan

scale :-1: 50.

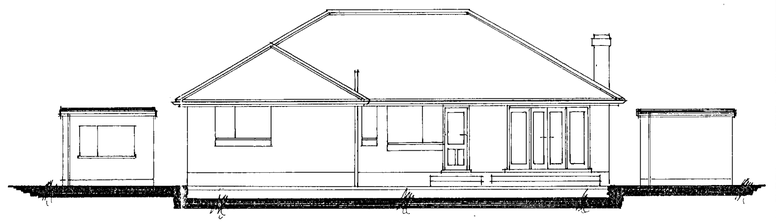

Existing Rear Elevation

13.FEB.2001 • 5566



Site Plan
scale :-1: 2500.

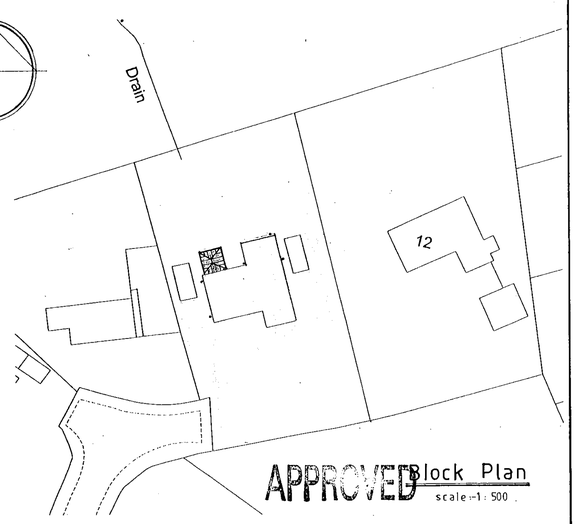

APPROVED

Block Plan
scale :-1: 500.

PROPOSED CONSERVATORY.
to :- EDELWEISS · 11, ARDWELL CLOSE
CROWTHORNE · BERKSHIRE.

FOR :- MR. MRS. DAVIES.

The Contractor is to check and verify all building and site dimensions, levels and sewer invert levels at connection points before work starts.

This drawing must be read with and checked against any structural or other specialist drawings provided.

The Contractor is to comply in all respects with the current building regulations whether or not specifically stated on these drawings.

This drawing is not intended to show details of foundation or ground conditions. Each area of ground relied upon to support the structure depicted must be investigated by the contractor and suitable methods of foundation be provided.

Final position of lintels to be determined on site.

All boundary positions to be determined before commencement of work. If building found to be on or over boundary, attent to take advice.

Steel lintel lengths, final positioning and fixing holes to be determined on site by contractor. All steels to be primed, undercoated and glossed before installation. If steels are left exposed, they are to be painted with a certified fire resistant paint, to the approval of the local Building Authority.

DRAWING FOR PLANNING PURPOSES ONLY

A1 Space Design
Building Design Services
65 Mersey Way
Thatcham
Newbury
Berkshire
RG18 3DL
Tel: 01635 872925

DRAWING No :- BD.98197.