APPLICATION NO:
A/2001/5261

LOCATION:
Tally Ho Fleet Hill, Eversley Hook.

APPLICANT:
Bluebeckers Ltd C/O Phoenix Architecture And Interiors Ltd

PROPOSAL:
Proposed erection of externally illuminated post signs and fascia signs.

EARLIEST DATE FOR DECISION: **14/12/2001**

APPLICATION WILL HAVE EXPIRED ON:
14/01/2002

CASE OFFICER: ~~Elaine Vaghi~~
Natalie Brown

APPROVED

J72
02

RAILEX
Marbleboard

EASIFILE EP7

WOKINGHAM DISTRICT COUNCIL

TOWN AND COUNTRY PLANNING ACTS

Notification of Approval of Permission

Bluebeckers Ltd
C/O Phoenix Architecture and Interiors Ltd
53 Main Street
Pannal
Harrogate
GG3 1JZ

Application Number: A/2001/5261

Parish: **FINCHAMPSTEAD**

Location: **Tally Ho, Fleet Hill, Eversley, Hook.**

Proposal: **Proposed erection of externally illuminated post signs and fascia signs.**

The Wokingham District Council in pursuance of their powers under the above Acts and Regulations hereby **Approve Permission** for carrying out the above development in accordance with the application and the accompanying plans submitted to the Council subject to compliance with the following conditions, the reasons for which are specified hereunder.

Condition
1. a) Any advertisements displayed, and any site used for the display of advertisements, shall be maintained in a clean and tidy condition to the reasonable satisfaction of the Local Planning Authority .

b) Any structure or hoarding erected or used principally for the purpose of displaying advertisements shall be maintained in a safe condition.

c) Where an advertisement is required under the Town and Country Planning (Control of Advertisements) Regulations to be removed, the removal shall be carried out to the reasonable satisfaction of the Local Planning Authority.

d) No advertisement is to be displayed without the permission of the owner of the site or any other person with an interest in the site entitled to grant permission.

e) No advertisement shall be sited or displayed so as to obscure or hinder the ready interpretation of, any road traffic sign, railway signal or aid to navigation by water or air, or so as otherwise to render hazardous the use of any highway, railway, waterway or aerodrome (civil or military).

Condition
2. The sign(s) shall not be illuminated other than while the premises are open for business.

Condition
3. No part of sign No. 3 shall be closer than 2 metres from the edge of the carriageway.

Reason
1. To comply with the Town and Country Planning (Control of Advertisements) Regulations 1992 (as amended).

Reason
2. In the interests of visual amenity.

Reason
3. In the interests of highway safety and convenience.

Informative
1. You are advised, in compliance with The Town and Country Planning (General Development Procedure) (England) (Amendment) Order 2000, that the following policies and/or proposals in the development plan are relevant to this decision:

Berkshire Structure Plan Policies C2 and C8.
South East Area Local Plan Policies STV2, SBE10, SC3 and SC4.
Deposit Draft Wokingham District Local Plan Policies WCC1, WBE15, WBE16, WLL2 and WLL3.

Informative
2. This permission relates to the application as amended with revised drawing numbers 23286-B sheet 1-4 (artwork) and 200023/8T submitted to the Local Planning Authority on 28th January 2002, showing items/signs 1 and 3 reduced in height to 1.5 metres; item/sign 2 deleted and sign on north (side) elevation deleted and does not approve the proposals as originally submitted.

Anna Cronin
Head of Planning & Transportation
Date: 28/02/2002

Notice checked by: _____

If this notice grants permission to proceed with the proposal the applicant is reminded that it relates to planning permission only and does not constitute approval under any other legislation including Building Regulations.

Received by Wokingham District Council

Application No: A/2001/5261

Proposal:
Proposed erection of externally illuminated post signs and fascia signs.

Location:
Tally Ho, Fleet Hill, Eversley, Hook.

The application is available for inspection at Wokingham District Council's offices during the following times:

PLANNING DEPARTMENT, SHUTE END, WOKINGHAM TEL (0118) 974 6428
8.30 - 5.00 Monday - Thursday & 8.30 - 4.00 Friday

WOODLEY LIBRARY HEADLEY ROAD WOODLEY 9.30am - 7.00pm Mon, Thurs & Fri. 9.30am - 5.00pm Tues, 9.30am - 1.00pm Saturday and 1.00pm - 4.00pm Sunday. Library closed all day Wednesday. If you intend to view this application at Woodley Library please allow 4 days from the date of this letter for delivery of plans and remember to quote application number A/2001/5261 to enable the library staff to locate the correct information.

Comments should be sent in writing QUOTING THE APPLICATION NUMBER to the Case Officer Elaine Vashi P.O. Box 157 Council Offices, Shute End, Wokingham Berkshire, RG40 1WR to arrive on or before 14/12/2001. Written comments submitted will become available for public inspection.

In view of the very large number of planning applications and letters of comment received, it will not be possible for an individual reply to be issued to observations made. However any comments will be taken into account when the application is determined and you will be notified of the decision.

Head Planning and Transportation

20 November 2001

Natalie

Spoke to agent 23/1

He will discuss with client + contact us again.

Mike

WOKINGHAM DISTRICT COUNCIL

To _____

Date _____ Time _____

WHILE YOU WERE OUT

Name _____

Of _____

Phone No. _____ Ext. _____

Phoned		Please call back	
Called to see you		Will call back	
Wants to see you		Urgent	

MESSAGE _____

Signed _____

C'side – more restrictive policy

REV PLANS

✓ Done sign ① . Reduced to 1.5m total

✓ Done ② No, because sign ① gives min. necessary

✓ Done ③ Reduced to 1.5m .

n/a OR sign ② but not ① + ③ .

if go for more traditional approach (as existing), will approve a taller one .

✓ Done sign ④ – no as intrusion into countryside
→ side elev.

renamed as of sign ⑥ – OK – front elev .
⑦ – OK
⑬ – OK
⑭ – OK
⑮ – OK .

WORK SHEET FOR : Elaine Vashi

Application Number : A/2001/5261

Applicant : Bluebeckers Ltd C/O Phoenix Architecture And Interiors Ltd.

Location : Tally Ho, Fleet Hill, Eversley, Hook.
Proposal : Proposed erection of externally illuminated post signs and fascia signs.

Site Notice Displayed ? :	YES	NO	DATE
	✓		19/12

Date of Neighbour Notifications : .....

Date of Site Visit : 19/12

Date Registered : 19/11/2001

Earliest Date for Decision : 14/12/2001

Latest Consultation Date/Site Notice Expiry Date : 14/12/2001

This application will have expired on: 14/01/2002. You need to make a decision 1 day prior to this date for this application to count as determined in less than 8 weeks.

Consultation Responses :
Fstead PC: object on grounds that signs too large & excessive in number.
Highways: cond rej Sign No 3.

Planning Issues : WOLP: C'side, ASLI
UALP: rural, ASLI

Application Number: A/2001/5261

Appraisal :



Recomendation : Approval: ☐ **Refusal:** ☐
(tick appropriate box)

Application Number A/2001/5261
Conditions/Reasons for Refusal

No	Std Con	Std Reas	Non Std Conditions / Reasons for Refusal
(1)	C213	R213	Std. Advert conditions
(2)	C210	R210	Adverts - illum only when open
(3)			No part of sign Nº 3 shall be closer than 2 metres from the edge of the carriageway. ~~details of same shall be submitted~~
			Reason: In the interests of highway safety & convenience.
			Informatives
(2)	N02		Ins: 23286-B sheet 1-4 (artwork) + 20 0023 | 8T
			Ins: 28 | 1 | 02
			Ins: Shows items | signs 1 & 3 reduced in height to 1.5m; item | sign 2 deleted sign on north (side) elevation deleted.
			Informative for approvals
(1)	N16		
			LODDON AREA LOCAL PLAN POLICIES: ———
			SOUTH-EAST AREA LOCAL PLAN POLICIES: SE2, SBE10, SC3, SC4
			WOKINGHAM DISTRICT LOCAL PLAN POLICIES: WC1, WBE15, WBE16, WLL2, WLL3
			GREEN BELT LOCAL PLAN POLICIES: ———
			BERKSHIRE STRUCTURE PLAN POLICIES: C2, C8.
			MINERALS LOCAL PLAN POLICIES: ———

RECOMMENDATION AND CONDITIONS/REASONS AGREED: _____
(Development Control Manager)

Date: 28.2.02

RECORD OF SITE VISIT

SITE ADDRESS: Tally Ho Fleet Hill Eversley Hook.

APPLICATION NUMBER: A/2001/5261

OFFICER: Elaine Vashi

DATE OF SITE VISIT: 19/12

1 SITE/STATUTORY NOTICE DISPLAYED ? Yes

2. DESCRIPTION OF SURROUNDINGS

AGLI, rural

3. DESCRIPTION OF SITE/BUILDING

existing courage sign + pub picture sign - (2 signs total) on poles & sign 'Tally, ho' on pub - ~~&~~ illum.
works going on on site

4. RELATIONSHIP TO ADJOINING PROPERTIES

5. SITE CONSTRAINTS

TREES

ACCESS/PARKING

LEVELS

BOUNDARY TREATMENT

OTHERS

Application Number: A/2001/5261

Appraisal:
Development
ORIGINAL APPLICATION:
Advertisements on pub building, car park and vehicular access to be as follows:
Sign 1: no illumination, to be off set from vehicular access
Sign 2: by entrance to be lit upwards
Sign 3: by entrance, no illumination
Sign 4: to be on front of pub, halogen lights to illuminate downwards
Sign 6: to be on side of building, halogen lights to illuminate downwards
Sign 7: (x4) to be in car park as a 'car park disclaimer', no illumination
Sign 13: to be on front of building, individual gold letters 'The Tally Ho', to be lit by three lights from above
Sign 14: wall mounted car park disclaimer, non illuminated
Sign 15: 'entrance sign', to be on front of building – not illuminated.

None of the signs are proposed to be internally illuminated.

The site is located on the edge of the District is a rural area designated as Area of Special Landscape Importance.

REVISED APPLICATION:
Sign 2 deleted and signs 1 and 3 reduced in height from 1.9m and 2.3m (respectively) to 1.5m. Sign 6 on side of building deleted.

1) Impact upon the rural character of the area
Objections were raised from the Parish Council on the grounds that there were too many adverts, no comments were received with respect to the revised plans. 5 of the signs would be disclaimers for the car park which would not be visible as would not be lit. It is not considered that these would have any adverse impacts.
There are existing externally illuminated signs at the pub entrance and on the pub itself, the proposed signs would reflect these, and would also be externally illuminated. Whilst there would be more signs near the vehicular access, they would not be internally illuminated and one would replace an existing sign.

It is recommended that a condition be added to ensure that the signs are only lit externally whilst the pub is open, to safeguard to rural environment.

It is considered that the revised scheme would have no adverse impacts upon the character of the countryside.

2) Impact upon highway safety (parking provision)
Provided that sign 3 is no more than 2metres from the highway, the Highway department would have no objection to the proposed development.

Approval: ✓ ~~**Refusal:**~~

Tel: (0118) 974 6451

Date: 18 February 2002

My ref: A/2001/5261

WOKINGHAM DISTRICT COUNCIL

Environmental Services Department
Planning Services
P.O. Box 157
Shute End, Wokingham
Berkshire RG40 1WR
Tel: (0118) 974 6000
Fax: (0118) 974 6484
Minicom No: (0118) 974 6991
DX: 33506 – Wokingham

CONFIDENTIAL

Councillor M Long
Foxfield
Wick Hill Lane
Finchampstead
RG40 3PY

Dear Councillor

Application Number: A/2001/5261
Tally Ho, Fleet Hill, Eversley, Hook.
Proposed erection of externally illuminated post signs and fascia signs.

I write to let you know that the above mentioned application has been recommended for APPROVAL: ☑ REF~~USAL~~: ☐ under delegated powers.

If you have any questions please do not hesitate to contact ~~Elaine Vashi~~ Natalie Brown. on **(0118) 974 64~~51~~92**. If you then feel the application needs to be transferred to the next available Development Control Committee for decision please fill in the form below.
This form must be received no later than 28 February 2002

Yours faithfully

Principal Development Control Officer

LISTING FORM
Case officer: ~~Elaine Vashi~~ Natalie Brown. Application Number: **A/2001/5261**
Tally Ho, Fleet Hill, Eversley, Hook.
Proposed erection of externally illuminated post signs and fascia signs.

Transfer: Yes ☐ No ☐
Reason for Transfer:

Signed: _____ Date: _____

Councillor M Long

NB. It would be helpful for speedy decision making if you could respond, even if you do not wish this application to be transferred.

Tel: (0118) 974 6451

Date: 18 February 2002

My ref: A/2001/5261

Environmental Services Department
Planning Services
P.O. Box 157
Shute End, Wokingham
Berkshire RG40 1WR
Tel: (0118) 974 6000
Fax: (0118) 974 6484
Minicom No: (0118) 974 6991
DX: 33506 – Wokingham

CONFIDENTIAL

Councillor G Cockroft
113a Nine Mile Ride
Finchampstead
RG40 4HX

Dear Councillor

Application Number: A/2001/5261
Tally Ho, Fleet Hill, Eversley, Hook.
Proposed erection of externally illuminated post signs and fascia signs.

I write to let you know that the above mentioned application has been recommended for APPROVAL: ☑ REFUSAL: ☐ under delegated powers.

If you have any questions please do not hesitate to contact ~~Elaine Vashi~~ Natalie Brown on **(0118) 974 6492**. If you then feel the application needs to be transferred to the next available Development Control Committee for decision please fill in the form below.
This form must be received no later than 28 February 2002

Yours faithfully

Principal Development Control Officer

LISTING FORM Natalie Brown.
Case officer: ~~Elaine Vashi~~ Application Number: **A/2001/5261**
Tally Ho, Fleet Hill, Eversley, Hook.
Proposed erection of externally illuminated post signs and fascia signs.

Transfer: Yes ☐ No ☐
Reason for Transfer:

Signed: _____ Date: _____

Councillor G Cockroft

NB. It would be helpful for speedy decision making if you could respond, even if you do not wish this application to be transferred.

LISTING FORM Natalie Brown.

Case officer: ~~Elaine Vashi~~ Application Number: **A/2001/5261**

Tally Ho, Fleet Hill, Eversley, Hook.

Proposed erection of externally illuminated post signs and fascia signs.

Transfer: Yes ☐ No ☑

Reason for Transfer:

Signed: _____ Date: 21.2.02

Councillor M Long

NB. It would be helpful for speedy decision making if you could respond, even if you do not wish this application to be transferred.

Principal Development Control Officer

LISTING FORM Natalie Brown.

Case officer: ~~**Elaine Vashi**~~ Application Number: **A/2001/5261**

Tally Ho, Fleet Hill, Eversley, Hook.

Proposed erection of externally illuminated post signs and fascia signs.

PLANNING SERVICES HPT 53488
POL NB
APP
CS
25 FEB 2002
COPIES TO FILE:

Transfer: Yes ☐ No ☒

Reason for Transfer: O.K.

Signed: Councillor G Cockroft Date: 20/02/2002

NB. It would be helpful for speedy decision making if you could respond, even if you do not wish this application to be transferred.

WOKINGHAM D.C. DEVELOPMENT CONTROL

Start date: ~~26 OCT 2001~~ Valid 19 NOV 2001

Officer: ~~EC~~ NAB | Application No. A/2001/5261

Map No. 20 Site 079

Easting: ..... Flood Pln .....

Northing: ..... Mineral .....

Level: ☐ Sub Committee ☑ Delegated ☐ Sec. State

☐ Incorrect Fee ☐ Invalid ☐ PD

Description:

(ADV) PROPOSED ERECTION OF EXTERNALLY ILLUMINATED POST SIGNS AND FASCIA SIGNS

Location: THE TALLY HO FLEET HILL

Parish: FINCHAMPSTEAD Ward: Finch. South 20.11.01 B.

Applicant: BLUEBECKERS LTD

No cheque ✓ requested 13/11

Fee Received 00-00 Required 50-00 Additional 50-00 Refund .....

Enforcement Section to be notified ☐ tick if required (1) ✓ received 19/11/01

Additional information required for validation

		Reason	Requested	Received
1	1:2500 OS location plan showing property edged in blue/red	None	✓ 13/11	✓ 19/11
2	1:500 block plan showing existing & proposed dev. + adj. Properties	None Show where all signs are on site.	✓ 13/11	✓
3	Forms unsigned			
4	Correct S 66 certificate			
5	Elevation plans	details of external lighting.	✓ 13/11	✓
6	Floor plans			
7	Metric scale disclaimer			
8	Encroachment letter			
9	Miscellaneous			

APPLN NO. _____

ACTION REQUIRED BY DEVELOPMENT CONTROL

Conservation Area .....

Listed Building 1 2 2*

Advertisement Required .....

Date Site Notice Sent : 20.11.013 Parish Council Informed - YES / NO

INTERNAL CONSULTATIONS

Building Control : .....
Landscape .....
Trees .....
Conservation Officer .....
Environmental Health .....
Housing .....
Leisure & Cultural services .....
Public Rights of Way .....
Property .....
District Secretary (only if called in by SOS) .....
Policy & Plans .....
Strategic Planning (JSPU) .....
Minerals (INTERNAL) .....
Archaeological Site (BABTIE) : .....
Education .....
Social Services .....
Highways ✓ .....

EXTERNAL CONSULTATIONS

Adjacent D P A : .....
Adjacent Parish : .....
Southern Electricity Board .....
British Gas .....
PSA Oil Pipeline .....
Transco : .....
Environment Agency .....

Rail Track .....
Police Arch. Liaison Officer .....

HERITAGE BODIES

The Georgian Group .....
Ancient Monuments Society .....
Council for British Arch. .....
RCHME .....
Telecommunications (NRPB) : .....
Sport England : .....

OTHERS: Rural Area
Countryside
Area of Special Landscape Imp.
FLOOD ZONE
.....
No pre-apps
.....

NEIGHBOURS:

S/N + see map
.....
.....
.....
.....
.....
.....
.....
.....

MASDAR

International Consultants

MASDAR House
No.1 Reading Road
Eversley
Hampshire
RG27 0RP
England
Tel: +44 118 9730750
Fax: +44 118 9730002
Email: masdar@masdar.com
Website: www.masdar.com

PLANNING SERVICES	HP 52713
FOL	ILS
DC NAB	ENF
APP	
CS	
05 FEB 2002	
COPIES TO:	ACK:
	FILE:

Your ref: A/2001/5261
Our ref: MJS/eh

4th January 2002

Natalie Brown
Development Control Officer
Wokingham Unitary
Environmental Services Dept
Planning Services
P O Box 157
Shute End
Wokingham
Berkshire
RG40 1WR

Dear Ms Brown

Application No. A/2001/5261
Site Address: Tally Ho, Fleet Hill, Eversley, Hook
Subject: Illuminated Signs

Further to your letter dated 31 January 2002. The junction of the A327, Fleet Hill and the Blackwater Bridge is a rural village environment. The construction of a Bluebecker restaurant in the village should be commensurate with the village, not necessarily commensurate with the Bluebecker logotype and company style.

There are no illuminated signs in the whole of this part of Finchampstead and Eversley, excepting the traditional pub signs. We require the council to preserve the environment and ensure that the proposed lights are in keeping with the area, do not shine directly into our office windows and do not become a hazard to motorists, our office staff or the local residents.

Yours sincerely,

M J Slater
Chairman

p.s. you will have our office drawings in your offices.

Date: 31 January 2002

To: Highways

We have received Revised Plans for the following planning application:

Application Number: A/2001/5261

Location: Tally Ho, Fleet Hill, Eversley, Hook.

Proposal: Proposed erection of externally illuminated post signs and fascia signs.

Applicant: Bluebeckers Ltd C/O Phoenix Architecture And Interiors Ltd.

Case Officer: Natalie Brown

The new plans show the following: Items/signs 1 and 3 reduced in height to 1.5m. Item/sign 2 deleted. Sign on north (side) elevation deleted. Drawing nos: 23286-B sheet 1-4 (artwork) and 200023/8T.

Comments are required by 10/02/2002.

Should you have any queries regarding this application please contact the case officer Natalie Brown on (0118) 974 6492.

Comments as previous.

4/2/02

Date: 31 January 2002

To: Case Officer

We have received Revised Plans for the following planning application:

Application Number: A/2001/5261

Location: Tally Ho, Fleet Hill, Eversley, Hook.

Proposal: Proposed erection of externally illuminated post signs and fascia signs.

Applicant: Bluebeckers Ltd C/O Phoenix Architecture And Interiors Ltd.

Case Officer: Natalie Brown

The new plans show the following: Items/signs 1 and 3 reduced in height to 1.5m. Item/sign 2 deleted. Sign on north (side) elevation deleted. Drawing nos: 23286-B sheet 1-4 (artwork) and 200023/8T.

Comments are required by 10/02/2002.

Should you have any queries regarding this application please contact the case officer Natalie Brown on (0118) 974 6492.

1970

(RING ONE)

REVISED PLANS | ADDITIONAL PLANS | MINOR AMENDMENTS | ADDITIONAL / REVISED PLANS TO COMPLY WITH CONDITIONS

App No. A/2001/5261 (Planaps) / (Ludhouse) Date Rec. 28 Jan 2002

Location: The Tally Ho, Fleet Hill

Parish Finchampstead.

Applicant:

Description of attached plans Items/signs 1 and 3 reduced in height to 1.5m
~~Item~~/sign 2 deleted.
Sign on north (side) elevation deleted.

Drawing No's: 23286 - B ~~tra~~ sheet 1-4 (artwork) and 200023/8T
~~[illegible]~~ received 28/1/02

CONSULTEES

Copies of plans will automatically be sent to Woodley Library, Part 1 Reg., Parish Council, Ward Councillors and the Case Officer unless specified.

Please tick which of the following you wish consulted.

OTHERS:

		Drawing No's	
1.	NK (Landscape & Trees)		
2.	NK (Env. Design)		
3.	XA (Highways)		✓
4.	NF (Building Control)		
5.	BC/DC Liaison		

A full set of plans will be sent to all consultees unless particular drawing No's are specified in the spaces above.

NEIGHBOURS: As on original application.

Date for Responses 10 DAYS

FURTHER ACTION

Re-advertise App. Y / N (Delete as required)

Redate Application Y / N From

New Site Notice Y / N

New Description

CASE OFFICER NAB

Consultations Sent by Admin. on 31.01.PS

Yellow - Part One Copy
Green - Officer's Copy

52328
DC NAB
28 JAN 2002
COPIES TO:
ACK:
FILE:

PHOENIX
ARCHITECTURE
& INTERIORS LTD
53 MAIN STREET
PANNAL HARROGATE HG3 1JZ
TELEPHONE: 01423 815002
FACSIMILE: 01423 815003
E-mail: design@phoenix-ai.co.uk
Website: http://www.phoenix-ai.co.uk

Our Reference: DHC/CAC

Wokingham District Council
Planning Department
Shute End
Wokingham
Berkshire RG40 1BN

8 February 2001

For the attention of Ms Natalie Brown / Mr Mike Thorpe

REVISED PLAN
5261

Dear Ms Brown / Mr Thorpe

Re: **THE TALLY HO, FLEET HILL, EVERSLEY, HOOK RG27 0RR**
Ref: A/2001/5261

Further to our recent telephone conversation and FAX, enclosed please find amended drawings as requested. We trust everything is now satisfactory as we have instructed the sign fabricators to manufacture and erect the signs, hopefully before completion of the works, on 11 February 2002.

Yours sincerely

David H Craiggs

Copy to:
Mr Richard Brown — Blubeckers Ltd
Mr Frank Devlin — Ashleigh Image Business Ltd

01423815003

URGENT

FACSIMILE TRANSMISSION

Phoenix Architecture & Interiors Limited
53 Main Street
Pannal
Harrogate HG3 1JZ

TEL: 01423 815002
FAX: 01423 815003
E-Mail: design@phoenix-ai.co.uk



COMPANY: WOKINGHAM DISTRICT COUNCIL - PLANNING SERVICES

FAX NO:

ATTENTION OF: NATALIE BROWN / MIKE THORPE

FROM: DAVID CRAGGS

OUR REF: THE TALLY HO - EVERSLEY - APPN NO A/2001/5261.

DATE: 25/1/02

No. of Pages: 1.
(Including this one)

SIGNAGE

RE OUR TELEPHONE CONVERSATION AND HAVING CONSULTED WITH OUR CLIENTS WE CONFIRM OUR AGREEMENT TO THE OMISSION OF THE SIGN ON THE NORTH GABLE AND THE POST SIGN ON THE FRONTAGE AND ALSO TO THE REDUCTION IN HEIGHT OF SIGN 1 AND 3 TO 1500 mm O'ALL.

WE WILL FORWARD AMENDED DRAWINGS IN THE NEXT DAY OR SO.

REVISED PLAN

5261 1

FROM: ~~Elaine Vashl~~ Natalie Brown.

DATE: 20 November 2001

DELEGATED
PLANNING SERVICES
APP
CS
COPIES TO:

FINCHAMPSTEAD PARISH CONSULTATION SHEET

Application Number: A/2001/5261

Proposal: Proposed erection of externally illuminated post signs and fascia signs..

Site Address: Tally Ho, Fleet Hill, Eversley, Hook.

Applicant: Bluebeckers Ltd C/O Phoenix Architecture And Interiors Ltd.

Your observations are required in respect of this application **by 14/12/2001** .

Objection on the ground that the proposed signs and too large and excessive in number.

SIGNED: C.S. Clerk

DATE: 30 - 11 - 01

Clerk To Finchampstead Parish/Town Council.

See Part One all plans.

HIGHWAYS CONSULTATION SHEET

From: ~~Elaine Vashi~~ Natalie **Date:** 20 November 2001

? NATALIE.

Application Number: A/2001/5261

Proposal: Proposed erection of externally illuminated post signs and fascia signs.

Parish: FINCHAMPSTEAD PARISH

Site Address:
Tally Ho, Fleet Hill, Eversley, Hook.

Applicant:
Bluebeckers Ltd C/O Phoenix Architecture And Interiors Ltd.

Your observations are required in respect of this application within **7 days** of the above date.

✓ below as applicable;

1) ☐ Recommend refusal for the reason(s) **stated below**;
2) ☐ Recommend approval but with condition(s) & reason(s) **stated below**;
3) ☐ Recommend approval with **no** condition(s) or reason(s).

Comment.

Highways require additional plan(s) showing the proposed locations of the signs. They should be positioned on land within the applicants control and without causing an obstruction to visibility.

↳ gave plan 200023/8Q to Adam 27/11

Signed: _____ **Print name:** AC 21/11/01

CONDITIONAL APPROVAL

No part of Sign no. 3 shall be closer than 2 metres from the edge of the carriageway, details of which shall be submitted to and approved in writing by the LPA.

28/11/01

PHOENIX
ARCHITECTURE
& INTERIORS LTD
53 MAIN STREET
PANNAL HARROGATE HG3 1JZ
TELEPHONE: 01423 815002
FACSIMILE: 01423 815003
E-mail: design@phoenix-ai.co.uk
Website: http://www.phoenix-ai.co.uk

Our Reference: DHC/CAC

Wokingham District Council
Planning Department
P O Box 157
Shute End
Wokingham
Berkshire RG40 1WR

23 October 2001

19.NOV.2001* 5261

Dear Sirs

Re: **THE TALLY HO, FLEET HILL, EVERSLEY, HAMPSHIRE RG27 0RR**
PROPOSED DISPLAY OF ADVERTISEMENTS

Please find enclosed our application in respect of the above.

Enclosed are:

- 4 no. copies of the application forms
- 4 no. copies each of drawings numbers 23286, Sheets 1 to 4 inclusive

together with our cheque to the value of £50.00 to cover the cost of same.

If you have any queries please contact the writer.

Yours faithfully

David H Craiggs

Copies to:
Mr Philip Skelhorn Estates Surveyor, Lionheart Inns Ltd
Mr Richard Brown Blubeckers Ltd

REGISTERED IN ENGLAND No. 3906479

WOKINGHAM DISTRICT COUNCIL ENVIRONMENTAL SERVICES DEPT.
PLANNING SERVICES.

Re. JACK HO. EVERSLEY :- SIGNAGE.

Please find enclosed our Planning Application returned with the missing information provided as requested together with our cheque for £50-00 previously omitted.

With Compliments

J.H. Corry.

19 NOV 2001

19.NOV.2001 * 5264

PHOENIX
ARCHITECTURE
& INTERIORS LTD

53 MAIN STREET
PANNAL HARROGATE HG3 1JZ

TELEPHONE: 01423 815002
FACSIMILE: 01423 815003
E-mail: design@phoenix-ai.co.uk
Website: http://www.phoenix-ai.co.uk

TALLY-HO P.H.

ADDRESS FLEET HILL / READING ROAD PARISH LINCH

PLOT No. ~~A/47/63 05952~~ ORD. SHEET No.

BUILDER A/20/67 ILL-SIGN C/A

Plan No.	Applicant	Description of Development	Date of Decision	Decision
BR 17117	COURAGE LTD.	CAR PARK & INT. ALTS	3.7.81	APP. N/A
14179	"	FLOODLIGHTING	28.9.80	N/A C/A
15966	"	Internal alts. New car park	~~28.~~ ~~8.~~ 81	NA C/A
32695			13.4.84	C/A
BRA 7002	"	LT. / INT. ALTS / ADDS	14.4.81	APP
42263	GRAND METROPOLITAN EST. LTD.	DEM. LT. CORRIDOR & CELLAR / NEW CELLAR FREEZER AREA & LT. STORAGE AREA	17.3.94	C/A
LP94/2445	"	"	18.5.96	APP
F/2000/2971	Bluebeckers Ltd.	S/st ext with add. carpark facilities	17.05.01	C/A

DATE OF COMPLETION

MINISTRY DECISION

SPECIAL ORDERS

DRAINAGE

091074

19.NOV.2001* 5261

1782/6

You are advised to read the accompanying notes before completing any part of this form.

APPLICATION FOR CONSENT TO DISPLAY AN ADVERTISEMENT

Town and Country Planning Act 1990 (Schedule 2 to the 1989 Regulations)

The Town and Country Planning (Consent to Display Advertisements) Amendment Regulations 1993. All documents to be submitted in quadruplicate.

Completed copies of this form and the drawing specified overleaf (see Note 3) should be sent to:- **Wokingham District Council, Planning Department, PO Box No. 157, Civic Offices, Shute End, Wokingham, Berkshire, RG40 1WR.**

1. APPLICANT (Block capitals please)
   Full Name: BLUBECKERS LTD
   Address: BLUBECKERS HILL HOUSE, HOOK RD, NORTH WARNBOROUGH, ODIHAM Post Code RG29 1ET
   Tel. No. 01256 704260

2. AGENT (if any) (Block capitals please)
   Full Name PHOENIX ARCHITECTURE & INTERIORS LTD
   Address: 53 MAIN ST. PANNAL. HARROGATE Post Code HG3 1JZ.
   Tel. No. 01423 815002.

3. Full postal address or location of the land on which the advertisement is to be displayed.
   THE TALLY HO, FLEET HILL, EVERSLEY, HOOK RG27 0RR

4. State the purpose for which the land or building is now used.
   BAR/RESTAURANT

5. (a) Has the applicant an interest in the land?
   YES / ~~NO~~*
   (b) If **NO**, has the permission of the owner, or of any other person entitled to give permission for the display of the advertisement, been obtained? (See Note 4) YES / NO *

6. (a) State the nature of the advertisement (e.g. hoarding, shop sign, projecting sign, etc.)
   POST SIGNS & FASCIA SIGNS.
   (b) Is the advertisement already being displayed?
   (OTHER SIGNS EXIST) ~~YES~~ NO *

7. (a) Will the advertisement be illuminated?
   YES / ~~NO~~
   (b) If **YES**, state the type of illumination (e.g. internally, externally, floodlighting, etc.)
   EXTERNAL
   (c) Will the illumination be static or intermittent?
   STATIC

8. Period for which consent is sought (See Note 2).
   5 YEARS

9. Any additional information which you may wish to supply.
   THE SIGNS ARE STANDARD BRAND FORMAT.

* **Delete as appropriate**

I enclose a cheque or money order for the appropriate fee (See Note 6) of £ 70.00

Signed H. Cowie (applicant/agent) Date 23rd October 2001.

DATA PROTECTION ACT 1984
'Information contained in this form is likely to be personal data within the terms of the Data Protection Act 1984, and as such will be held by the Council on computer (such as the PLANAPS applications processing system) and may be used by the Council only for purposes registered under the terms of the Data Protection Act.'

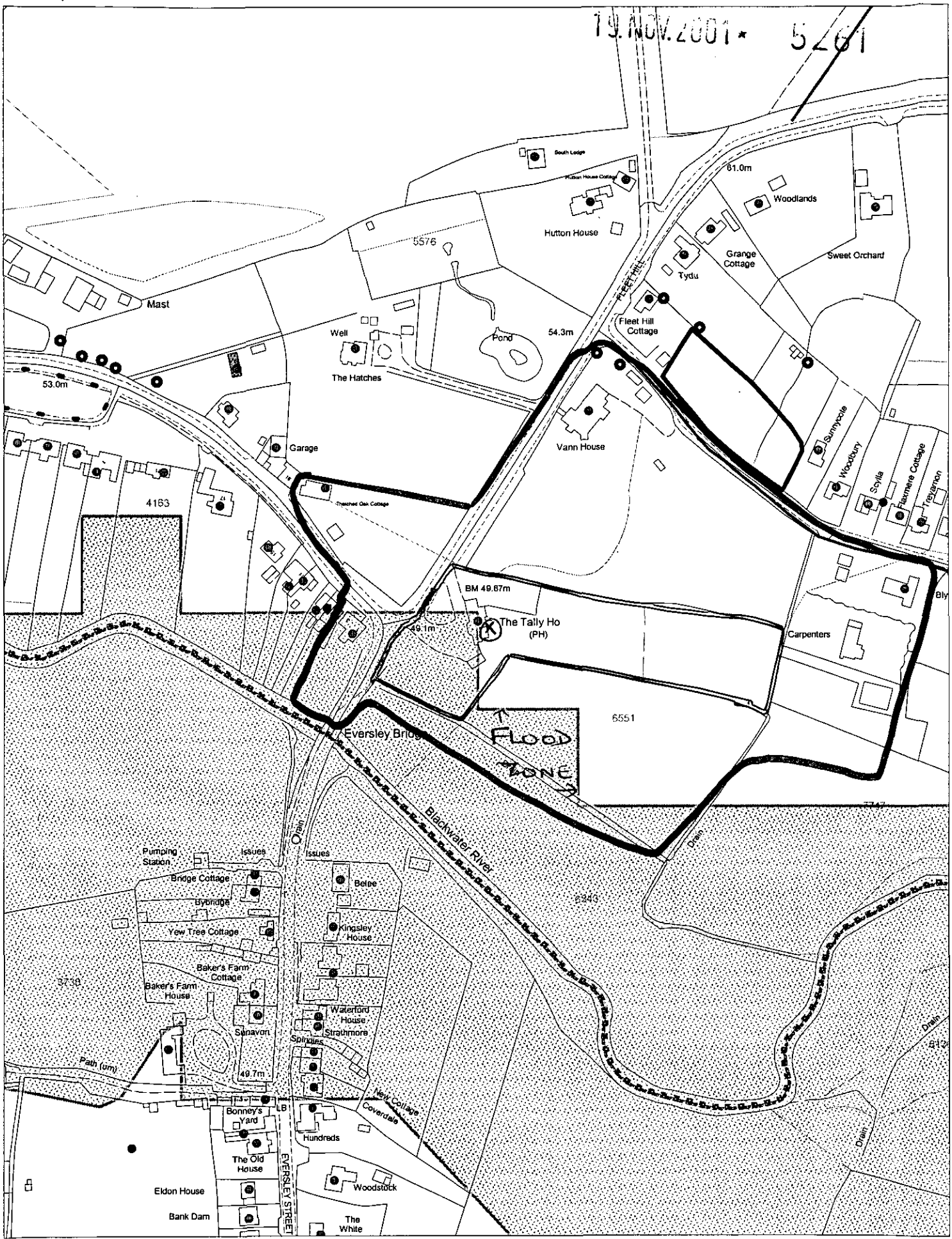

This map is based upon Ordnance Survey material with the permission of Ordnance Survey on behalf of the Controller of HMSO. © Crown Copyright.
Unauthorised reproduction infringes Crown Copyright and may lead to prosecution or civil proceedings.Wokingham District Council Licence LA086134

Development Control Section, Environmental Services, Wokingham District Council.

7 November 2001

Scale: 1 : 2500

N W E S

Sheet 1 of 4 - ARTWORK

ITEM 01 (Qty 2)
Single sided, post mounted V-shaped sign complete with computer generated letters and image to face.
SCALE: 1:20
ILLUMINATION: N/A
BRACKET WORK: 2No Mild steel posts finished black.



ITEM 02 (Qty 1)
Double sided, post mounted logo sign to be mounted to existing post.
SCALE: 1:20
ILLUMINATION: 2No 80watt Flood lights to illuminate upwards/white light. (LAN206 finished black)
BRACKET WORK: Existing post to be finished black.



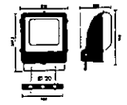

ITEM 03 (Qty 1)
Single sided, post mounted sign complete with computer generated letters and image to face.
SCALE: 1:20
ILLUMINATION: N/A
BRACKET WORK: 2No Mild steel posts finished black.



PLANNING SERVICES | HPT
TLS
ENF
APP
CS
28 JAN 2002
COPIES TO: | ACK:
FILE:

APPROVED

REVISED PLAN
5261 - 1



ITEM 04 (Qty 1)
Large Single sided, wall mounted Fascia sign complete with computer generated image and letters. (See West Elevation)
SCALE: 1:20
ILLUMINATION: 2No Halogen lights to illuminate downwards.
BRACKET WORK: Bracketwork required to enable sign to clear fall pipe.

All drawings to scale

TYPE FACES

Typeface	-	Friz Quadrata Bold
Typeface	-	*Aldine 721 Bold*
Typeface	-	Commercial Script

COLOURS

Pantone 1807	Pantone 335	Cream	Black

DRAWING FOR	PROJECT TEAM		Contact Number		
Tally Ho Fleet Hill Eversley Hampshire RG27 0PR	Development manager	Frank Devlin	0113 2014147	DATE	17.09.01
	Admin' support	Christine Darton	0113 2014123	JOB No	23286
	Designer	Daniel Hatton	0113 2014164	REVISION	B

REVISION DETAILS

REVISION A: Amended ITEMS 01(deleted lower panels), ITEM 03(deleted lower panels), ITEM 05(deleted), ITEM 08(deleted 1), ITEM 09 (deleted) ITEM 11 (deleted) ITEM 12 (deleted), Added ITEMS 13 & 14. D.Hatton 12.10.01
REVISION B: Amended Scheme DHatton 19.10.01

The designs and illustrations are intended for, and should only be used by those to whom this is addressed to. The contents are confidential. Any form of reproduction, dissemination, copying, disclosure, modification or distribution without prior written consent by ASHLEIGH IMAGE BUSINESS LTD. is strictly prohibited.
COPYRIGHT

Ashleigh Image Business Ltd Ashleigh House Marsh Street Rothwell Leeds LS26 0AG +44(0)113 2828282 +44(0)113-2829155 +44(0)113-2014174 www.ashleighimage.co.uk Registered in England Reg. No. 1325080

Deleted 12.10.01



ITEM 06 (Qty 1)
Large single sided, wall mounted Fascia sign complete with computer generated image and letters. (see nort elevation)
SCALE: 1:20
ILLUMINATION: 2No Halogen lights to illuminate downwards
BRACKETWORK: N/A

ITEM 07 (Qty 4)
Single sided, wall mounted car park disclaimer.
Location to be confirmed.
(Wording to be confirmed by client)
SCALE: 1:10
ILLUMINATION: N/A
BRACKET WORK: N/A

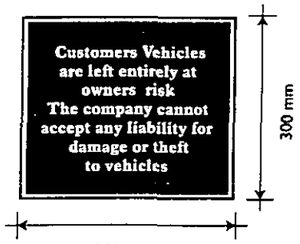

ITEM 08 (Qty 1)
Double sided 'A'Boards complete with computer generated logo and text. Chalkboard area.
(Supplied with liquid chalk pens)
SCALE: 1:20
ILLUMINATION: N/A
BRACKET WORK: N/A





INTERNALS

ITEM 09 (Qty 1)
Veneered Single sided, wall mounted WC Signs complete with computer generated letters & logo.
(Arrow directional to be confirmed)
SCALE: NTS
ILLUMINATION: N/A
BRACKET WORK: N/A

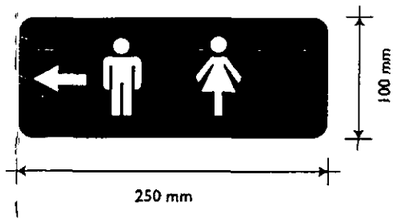

ITEM 10 (Qty 2)
Veneered Single sided, wall mounted WC logo door signs.
SCALE: NTS
ILLUMINATION: N/A
BRACKET WORK: N/A

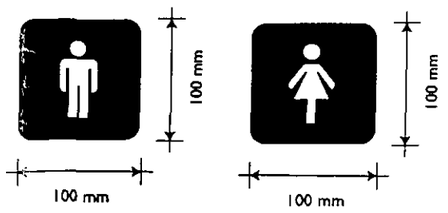

Deleted 12.10.01

APPROVED REVISED PLAN
5261

Deleted 12.10.01

image business

DRAWING FOR
Tally Ho
Fleet Hill
Eversley
Hampshire
RG27 0PR

PROJECT TEAM		Contact Number
Development manager	Frank Devlin	0113 2014147
Admin' support	Christine Darton	0113 2014123
Designer	Daniel Hatton	0113 2014164

DATE	17.09.01
JOB No	23286
REVISION	B

REVISION DETAILS
REVISION A: Amended ITEMS 01(deleted lower panels), ITEM 03(deleted lower panels), ITEM 05(deleted), ITEM 08(deleted 1), ITEM 09 (deleted) ITEM 11 (deleted) ITEM 12 (deleted), Added ITEMS 13 & 14. D.Hatton 12.10.01
REVISION B: Amended Scheme DHatton 19.10.01

Ashleigh Image Business Ltd Ashleigh House Marsh Street Rothwell Leeds LS26 0AG +44(0)113 2828292 +44(0)113 2829155 +44(0)113 2014174 www.ashleighimage.co.uk Registered in England Reg. No.1325080

The designs and illustrations are intended for, and should only be used by those to whom this is addressed to. The contents are confidential. Any form of reproduction, dissemination, copying, disclosure, modification or distribution without prior written consent by ASHLEIGH IMAGE BUSINESS LTD. is strictly prohibited.
COPYRIGHT

Sheet 3 of 4 - ARTWORK

ITEM 13 (Qty 1)
A set of wall mounted, individual letters finished Gold
SCALE: 1:20
ILLUMINATION: 3No Halogen flood lights mounted above.
BRACKET WORK: N/A



ITEM 14 (Qty 1)
Single sided, wall mounted car park disclaimer.
Location to be confirmed.
(Wording to be confirmed by client)
SCALE: 1:10
ILLUMINATION: N/A
BRACKET WORK: N/A

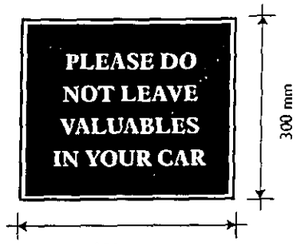

ITEM 15 (Qty 1)
Single sided,wall mounted transom sign complete with computer generated letters and coachline.
SCALE: 1:10
ILLUMINATION: N/A
BRACKET WORK: N/A



APPROVED
REVISED PLAN
5261

image business

DRAWING FOR	PROJECT TEAM		Contact Number		
Tally Ho Fleet Hill Eversley Hampshire RG27 0PR	Development manager	Frank Devlin	0113 2014147	DATE	17.09.01
	Admin' support	Christine Darton	0113 2014123	JOB No	23286
	Designer	Daniel Hatton	0113 2014164	REVISION	B

REVISION DETAILS
REVISION A: Amended ITEMS 01(deleted lower panels), ITEM 03(deleted lower panels), ITEM 05(deleted), ITEM 08(deleted 1), ITEM 09 (deleted) ITEM 11 (deleted) ITEM 12 (deleted), Added ITEMS 13 & 14. D.Hatton 12.10.01
REVISION B: Amended Scheme DHatton 19.10.01

copyright The designs and illustrations are intended for, and should only be used by those to whom this is addressed to. The contents are confidential. Any form of reproduction, dissemination, copying, disclosure, modification or distribution without prior written consent by ASHLEIGH IMAGE BUSINESS LTD. is strictly prohibited.

Ashleigh Image Business Ltd Ashleigh House Marsh Street Rothwell Leeds LS26 0AG +44(0)113 2828292 +44(0)113 2879155 +44(0)113 2014174 www.ashleighimage.co.uk Registered in England Reg. No.1325080

PROPOSED ELEVATIONS

Sheet 4 of 4 - ARTWORK



WEST ELEVATION SCALE 1:100

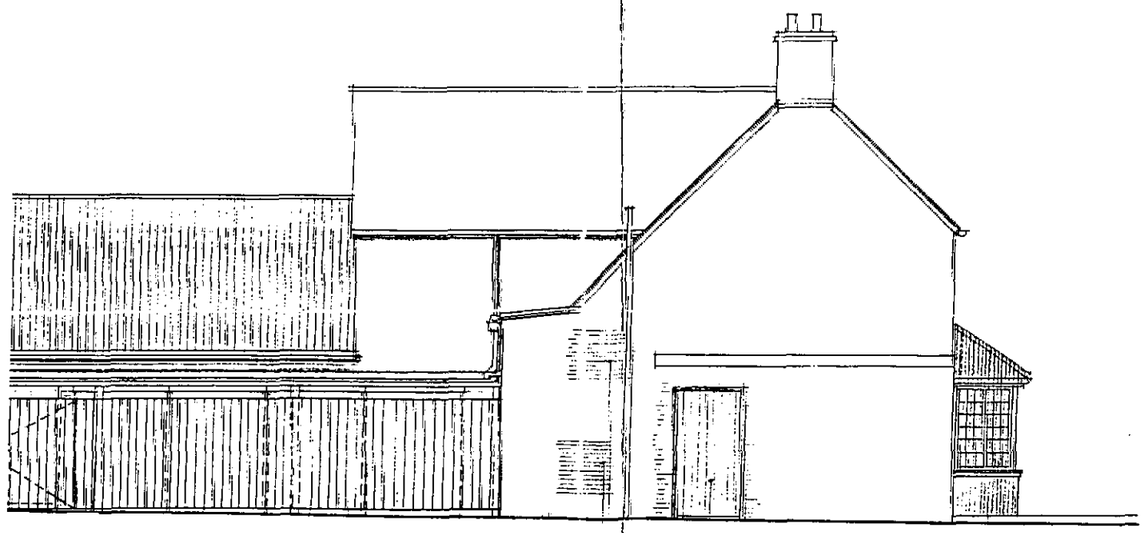

TH ELEVATION SCALE 1:100

0 10 20 30 40 50 60 70 80 90 100
0 2 3

APPROVED

REVISED PLAN

5261 [illegible]

DRAWING FOR	PROJECT TEAM		Contact Number		
Tally Ho Fleet Hill Eversley Hampshire RG27 0PR	Development manager	Frank Devlin	0113 2014147	DATE	17.09.01
	Admin' support	Christine Darton	0113 2014123	JOB No	23286
	Designer	Daniel Hatton	0113 2014164	REVISION	B

REVISION DETAILS

REVISION A: Amended ITEMS 01(deleted lower panels), ITEM 03(deleted lower panels), ITEM 05(deleted), ITEM 08(deleted 1), ITEM 09 (deleted) ITEM 11 (deleted) ITEM 12 (deleted), Added ITEMS 13 & 14. D.Hatton 12.10.01

REVISION B: Amended Scheme DHatton 19.10.01

image business

The designs and illustrations are intended for, and should only be used by those to whom this is addressed to. The contents are confidential. Any form of reproduction, dissemination, copying, disclosure, modification or distribution without prior written consent by ASHLEIGH IMAGE BUSINESS LTD. is strictly prohibited.

COPYRIGHT

Ashleigh Image Business Ltd Ashleigh House Marsh Street Rothwell Leeds LS26 0AG +44(0)113 2828292 +44(0)113 2829155 +44(0)113 2014174 www.ashleighimage.co.uk Registered in England Reg. No.1325080

We Advise you to Read the following Instructions Fully Before Installing Your Luminaire

Installation and Wiring Instructions for the Hilclare 50-80W Vista Exterior Discharge Area Floodlight

Applications : The Hilclare range of 50-80W Vista Area Floodlights has been designed for a wide variety of external industrial, commercial and domestic environments. These include the localised illumination of door ways, walkways, buildings and signs.

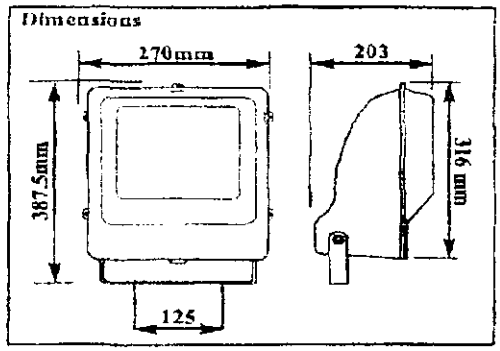

Specifications :
* Supply voltage 240Vac, 50Hz (unless otherwise specified)
* Maximum weight of the fitting is 3.7kg including lamp
* Against electric shock Class II protected with earthed reflector
* Fabricated from polycarbonate base, polycarbonate diffuser and steel mounting bracket.
* Ambient temperature -30°C to +25°C SON and -20°C to +25°C (MBF and Metal Halide)
* IP64

Fusing : Fuse rating (Amps), HRC or type 3 MCB for
50-80W fitting is 4 Amps (1-4 fittings per circuit)
50-80W fitting is 6 Amps (5-6 fittings per circuit)

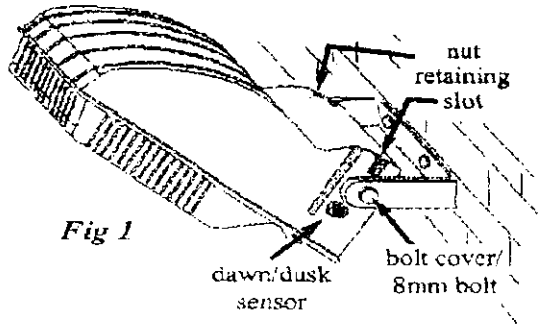

Fig 1

Installation

1. Take the fitting from its packing box.
2. The luminaire is now ready to be installed using either method a or b.

method a) stage 1: secure the U-shaped mounting bracket in place
stage 2: secure the fitting to the mounting bracket
or method b) Install the combined fitting complete with mounting bracket

Fig 2

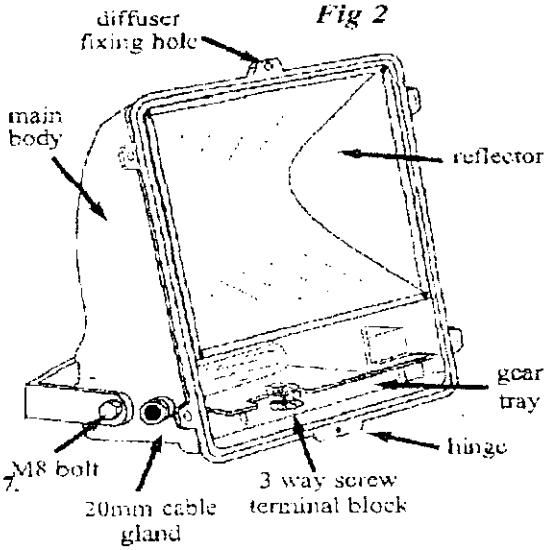

3. If you decide to adopt installation option (a) then you must first dismantle the *mounting bracket from the fitting by removing the 'bolt cover', fully unscrew* the two M8 X 16mm bolts noting the exact location of the associated washers, and remove the nuts which are located inside the nut retaining slots as shown in *Fig 1*.
4. Secure the fixing bracket in the desired location using appropriate nuts and bolts or other fixing means. Take the windage factors and the weight of the fitting into account when determining the most suitable fixing method.
5. Once the bracket has been positioned, secure the fitting back onto the bracket, ensuring you have correctly located the M8 nut back into the nut retaining slots.
6. Next unscrew the six No 8 X 3/8" screws which secure the diffuser to the main body, the diffuser will maintain contact with the main body via a centrally located hinge. With some fittings these six No 8x3/8" screws may be supplied separately in a small polythene bag.
7. To remove the gear housing cover plate, loosen but do not totally unscrew the two No 8x3/8" screws, then carefully lift out the plate. Note the these two screws are also used to secure the lower half of the reflector.
8. Now check that the mains supply is switched off and feed the 3 core mains cable through the 20mm cable gland which is located on the side of the main body. Ensure that you have sufficient spare cable inside the fitting to make the required wiring connections.

   NB. never wire the fitting using flat 'Twin & Earth' cable since this could affect the IP rating and allow ingress of moisture.
9. Now the Live, Earth and Neutral wires can be connected to the terminals of the 3 way screwed connector block taking special note of the L E N positions Fig 2. You will notice that brown, yellow/green and blue internal wires are connected to Live, Earth and Neutral terminals of the 3 way screwed connector block.
10. Now reassemble the gear housing cover plate and screw the appropriate lamp into the lamp holder, then ensure the diffuser gasket is correctly positioned before securing the diffuser using the six No8 X 3/8"screws. Only tighten the screws enough to maintain the IP integrity of the fitting.

Note: ...

16 NOV 2001
5261

IP23 CE

Installation and Wiring Instructions for Sunflood Range

AT 8025 – J

NOTE THAT THIS LUMINAIRE IS DESIGNED FOR EXTERNAL OPERATION ONLY

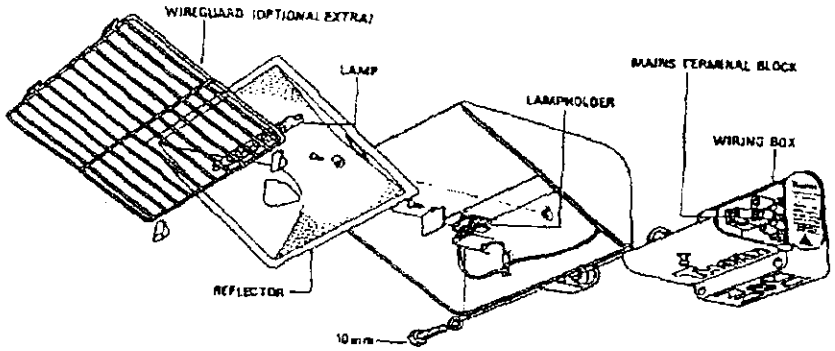

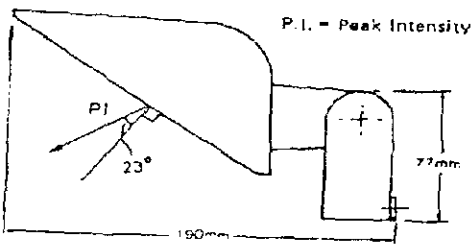

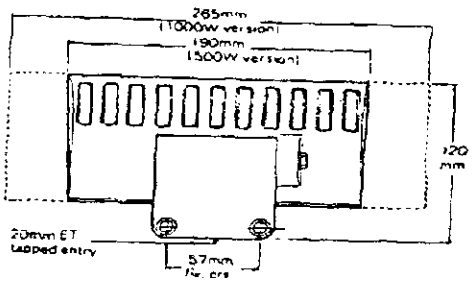

INSTALLATION AND MOUNTING

Mount luminaire in selected position using one (or a combination) of the mounting accessories shown below.

Do not mount luminaire on combustible surfaces and ensure that the minimum distance from any lit surface is greater than 1 metre.

1 m

Do not mount luminaire in the manner shown below.



To ensure full lamp life when operating luminaires with 500W, 750W or 1000W lamps mounting must be within ± 4° of the horizontal. When using either 200 or 300W lamps this restriction is not applicable due to the universal operating positions of these lamps.

Note that luminaire can be directly wall mounted using 2 No. 12 X 2½ in. roundhead screws through the holes provided in the wiring box although no horizontal adjustment is then possible. (see diagram below).

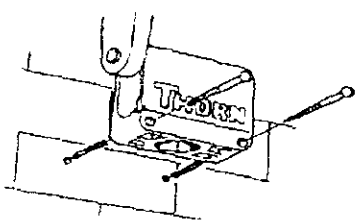

It is also possible to mount luminaires on Aluminium lighting columns. Details of combinations, additional items required etc. can be obtained from your local Lighting Office.

MOUNTING ACCESSORIES

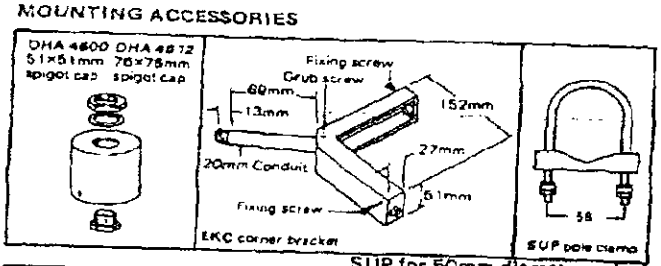

SUP for 50mm diameter poles*

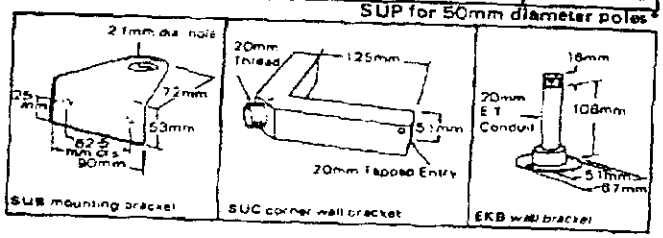

* If mounting to 60mm diameter poles use pole clamp SUA in conjunction with the SUB mounting bracket.

WIRING INSTRUCTIONS

1. Loosen wiring box cover screw and hinge cover forward to expose mains terminal block.

   Note that cover may be removed completely by holding at approximately 45° to wiring box and twisting in a clockwise direction.

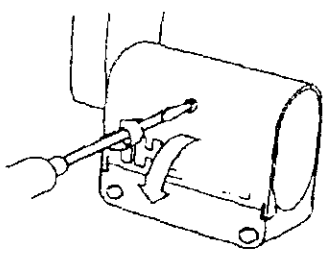

A/20/67

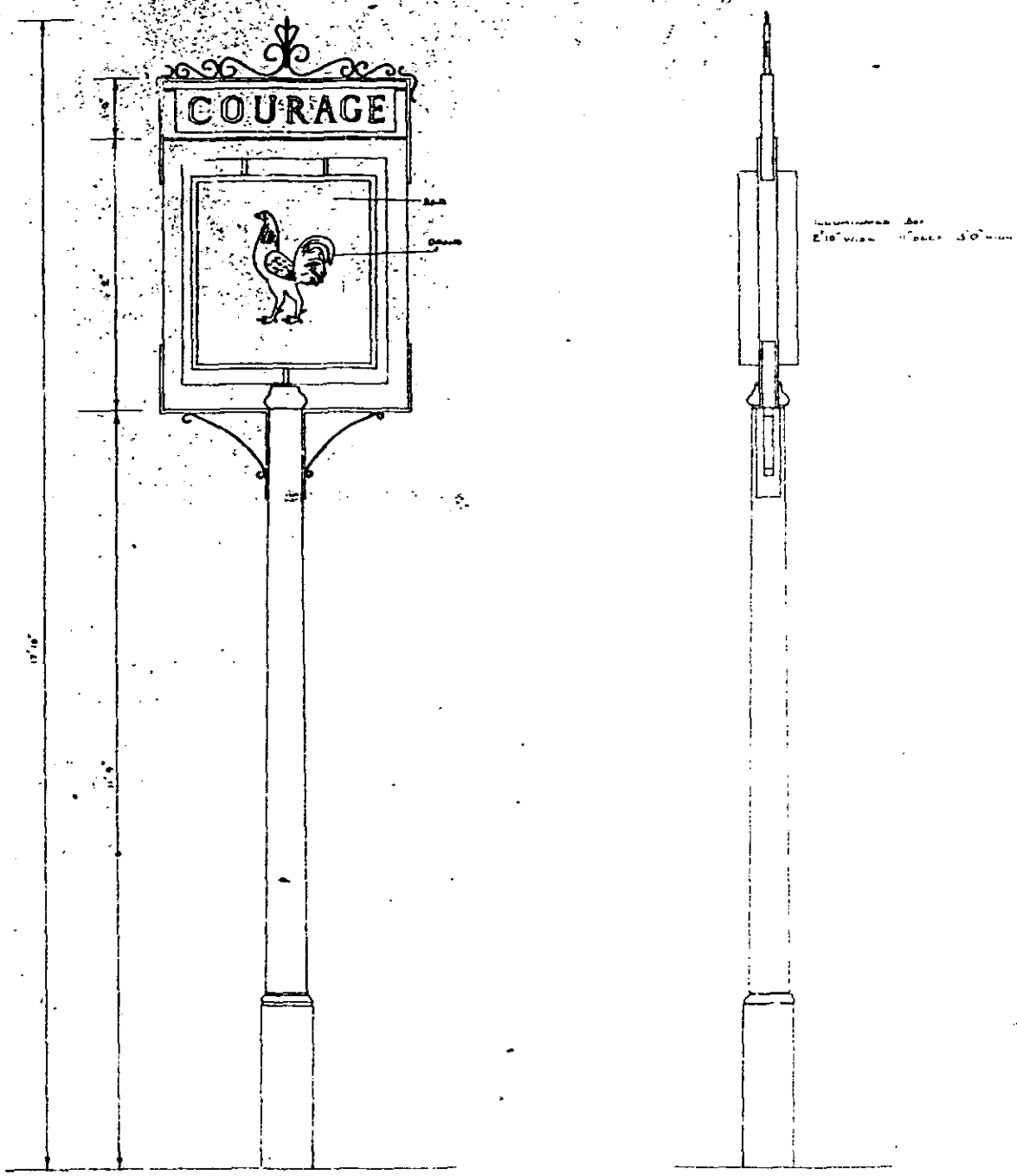

FRONT ELEVATION.

SIDE ELEVATION.

COURA

Typical Detail o
Standard Conc
Sign Post.

1" = 1'-0"
9-5-67
No.
Assistant in C
Drawn by D.B.R.
Distribution

A/20/67

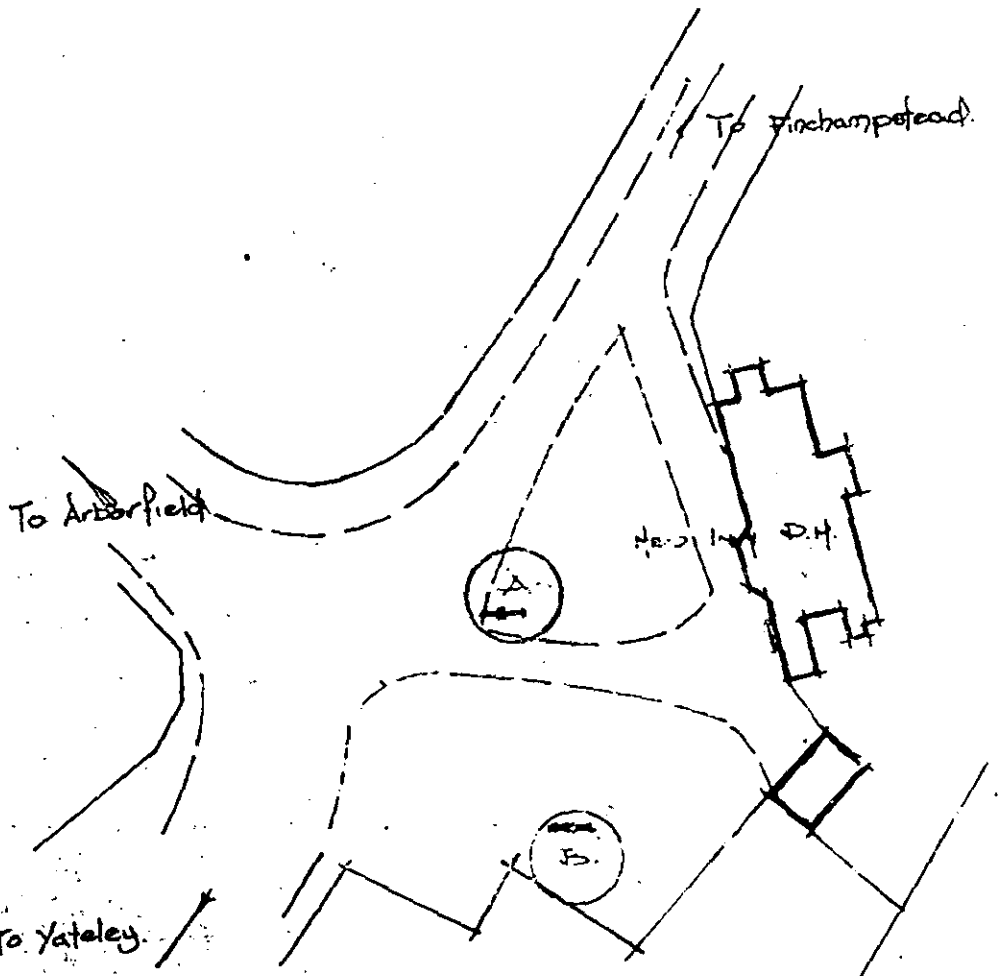

BLOCK PLAN 1:600

(A) CHANGE OVER EXTG. EXT. ILLUMINATED SIGNPLATE TO INT. ILLUM. BOX SIGN (AS DETAIL).

(B) EXTG. NAME SIGN IN FRONT.

A120

14179

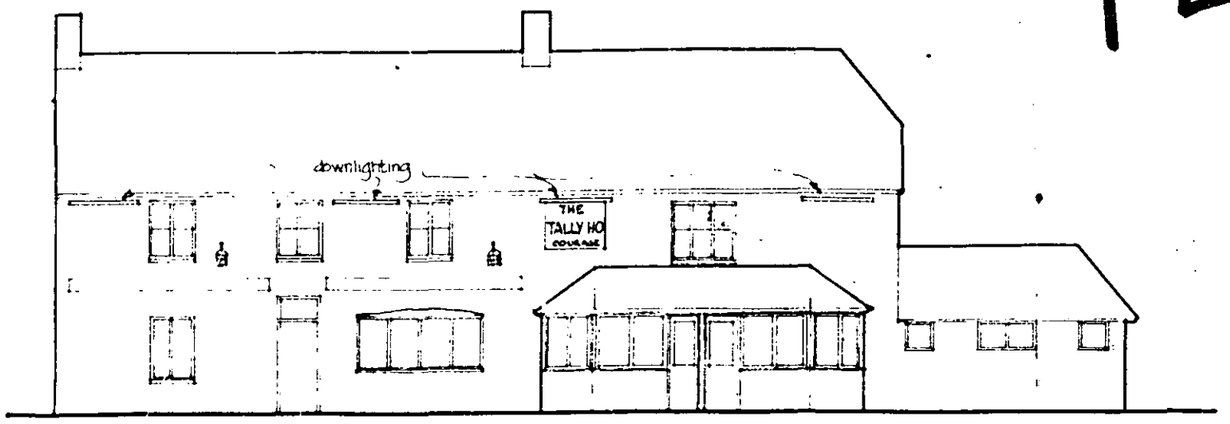

Front Elevation

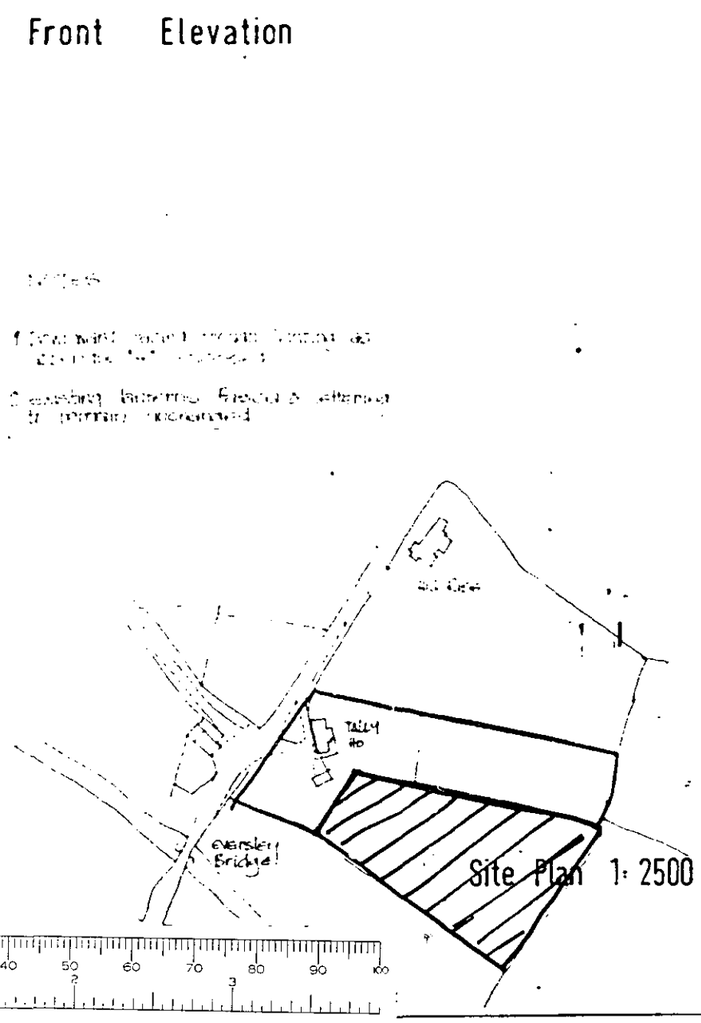

Site Plan 1:2500





Block Plan 1:500

DO NOT SCALE OFF THIS DRAWING

Notes

Revisions	Date

Registered Number 719643 England

COURAGE (CENTRAL) LIMITED

16 Bridge St. Reading. RG1 2LX. TEL.(0734) 55931

Chief Surveyor G. E. Dyer F.R.I.C.S.

Sen. Architect A. C. Brian Dip. Arch., R.I.B.A., A.R.I.C.S.

Assistant in charge

BUILDING PLANS Ref. 21 AUG 1980 Passed to: Planning

TALLY HO
EVERSLEY HANTS

proposed new lighting

scales 1:96 & 1:500, 1:2500

drawn jae

date

ITEM 01 (Qty 2)
Single sided, post mounted V-shaped sign complete with computer generated letters and image to face.
SCALE: 1:20
ILLUMINATION: N/A
BRACKET WORK: 2No Mild steel posts finished black.





ITEM 02 (Qty 1)
Double sided, post mounted logo sign to be mounted to existing post.
SCALE: 1:20
ILLUMINATION: 2No 80watt Flood lights to illuminate upwards/white light. (LAN206 finished black)
BRACKET WORK: *Existing post to be finished black.*

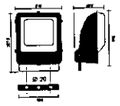



ITEM 04 (Qty 1)
Large Single sided, wall mounted Fascia sign complete *with computer generated image and letters. (See West Elevation)*
SCALE: 1:20
ILLUMINATION: 2No Halogen lights to illuminate downwards.
BRACKET WORK: Bracketwork required to enable *sign to clear fall pipe.*

ITEM 03 (Qty 1)
Single sided, post mounted sign complete with computer generated letters and image to face.
SCALE: 1:20
ILLUMINATION: N/A
BRACKET WORK: 2No Mild steel posts finished black.

19.NOV.2001* 5261



All drawings to scale

TYPE FACES

Typeface	-	Friz Quadrata Bold
Typeface	-	Aldine 721 Bold
Typeface	-	Commercial Script

COLOURS

Pantone 1807	Pantone 335	Cream	Black

DRAWING FOR	PROJECT TEAM		Contact Number		
Tally Ho Fleet Hill Eversley Hampshire RG27 0PR	Development manager	Frank Devlin	0113 2014147	DATE	17.09.01
	Admin' support	Christine Darton	0113 2014123	JOB No	23286
	Designer	Daniel Hatton	0113 2014164	REVISION	B

REVISION DETAILS

REVISION A: Amended ITEMS 01(deleted lower panels), ITEM 03(deleted lower panels), ITEM 05(deleted), ITEM 08(deleted 1), ITEM 09 (deleted) ITEM 11 (deleted) ITEM 12 (deleted), Added ITEMS 13 & 14. D.Hatton 12.10.01

REVISION B: Amended Scheme DHatton 19.10.01

image business

Ashleigh Image Business Ltd Ashleigh House Marsh Street Rothwell Leeds LS26 0AG +44(0)113 2828292 +44(0)113 2829155 +44(0)113 2014174 www.ashleighimage.co.uk Registered in England Reg. No.1325080

The designs and illustrations are intended for, and should only be used by those to whom this is addressed to. The contents are confidential. Any form of reproduction, dissemination, copying, disclosure, modification or distribution without prior written consent by ASHLEIGH IMAGE BUSINESS LTD. is strictly prohibited.
COPYRIGHT

PROPOSED ELEVATIONS

Sheet 4 of 4 - ARTWORK

19.NOV.2001* 5261



WEST ELEVATION SCALE 1:100

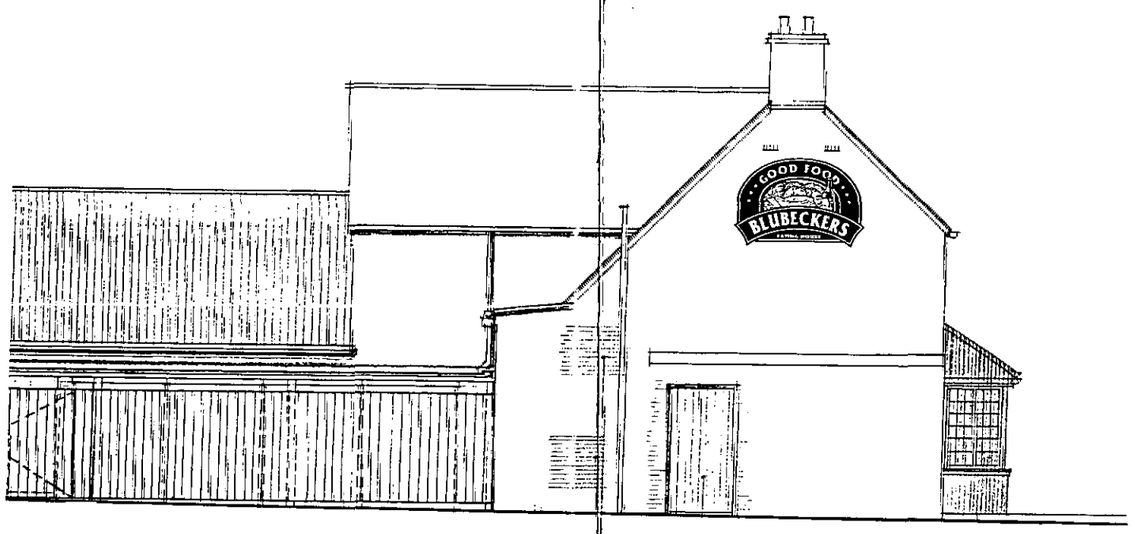

RTH ELEVATION SCALE 1:100

0 10 20 30 40 50 60 70 80 90 100
0 1 2 3

DRAWING FOR	PROJECT TEAM		Contact Number		
Tally Ho Fleet Hill Eversley Hampshire RG27 0PR	Development manager	Frank Devlin	0113 2014147	DATE	17.09.01
	Admin' support	Christine Darton	0113 2014123	JOB No	23286
	Designer	Daniel Hatton	0113 2014164	REVISION	B

REVISION DETAILS

REVISION A: Amended ITEMS 01(deleted lower panels), ITEM 03(deleted lower panels), ITEM 05(deleted), ITEM 08(deleted 1), ITEM 09 (deleted) ITEM 11 (deleted) ITEM 12 (deleted), Added ITEMS 13 & 14. D.Hatton 12.10.01

REVISION B: Amended Scheme DHatton 19.10.01

image business

Ashleigh Image Business Ltd Ashleigh House Marsh Street Rothwell Leeds LS26 0AG +44(0)113 2828292 +44(0)113 2829155 +44(0)113 2014174 www.ashleighimage.co.uk Registered in England Reg. No.1325080

The designs and illustrations are intended for, and should only be used by those to whom this is addressed to. The contents are confidential. Any form of reproduction, dissemination, copying, disclosure, modification or distribution without prior written consent by ASHLEIGH IMAGE BUSINESS LTD. is strictly prohibited.

COPYRIGHT

ITEM 13 (Qty 1)
A set of wall mounted, individual letters finished Gold
SCALE: 1:20
ILLUMINATION: 3No Halogen flood lights mounted above.
BRACKET WORK: N/A



ITEM 14 (Qty 1)
Single sided, wall mounted car park disclaimer.
Location to be confirmed.
(Wording to be confirmed by client)
SCALE: 1:10
ILLUMINATION: N/A
BRACKET WORK: N/A



19.NOV.2001* 5261

ITEM 15 (Qty 1)
Single sided,wall mounted transom sign complete with computer generated letters and coachline.
SCALE: 1:10
ILLUMINATION: N/A
BRACKET WORK: N/A



★

image business

DRAWING FOR	PROJECT TEAM		Contact Number
Tally Ho Fleet Hill Eversley Hampshire RG27 0PR	Development manager	Frank Devlin	0113 2014147
	Admin' support	Christine Darton	0113 2014123
	Designer	Daniel Hatton	0113 2014164

DATE	17.09.01
JOB No	23286
REVISION	B

REVISION DETAILS

REVISION A: Amended ITEMS 01(deleted lower panels), ITEM 03(deleted lower panels), ITEM 05(deleted), ITEM 08(deleted 1), ITEM 09 (deleted) ITEM 11 (deleted) ITEM 12 (deleted), Added ITEMS 13 & 14. D.Hatton 12.10.01
REVISION B: Amended Scheme DHatton 19.10.01

Ashleigh Image Business Ltd Ashleigh House Marsh Street Rothwell Leeds LS26 0AG +44(0)113 2828292 +44(0)113 2829155 +44(0)113 2014174 www.ashleighimage.co.uk Registered in England Reg. No.1325080

★

The designs and illustrations are intended for, and should only be used by those to whom this is addressed to. The contents are confidential. Any form of reproduction, dissemination, copying, disclosure, modification or distribution without prior written consent by ASHLEIGH IMAGE BUSINESS LTD. is strictly prohibited.
COPYRIGHT

Deleted 12.10.01



19.NOV.2001 ★ 5261

ITEM 06 (Qty 1)
Large single sided, wall mounted Fascia sign complete with computer generated image and letters. (see nort elevation)
SCALE: 1:20
ILLUMINATION: 2No Halogen lights to illuminate downwards
BRACKETWORK: N/A

ITEM 07 (Qty 4)
Single sided, wall mounted car park disclaimer.
Location to be confirmed.
(Wording to be confirmed by client)
SCALE: 1:10
ILLUMINATION: N/A
BRACKETWORK: N/A

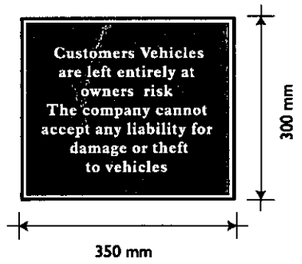

ITEM 08 (Qty 1)
Double sided 'A'Boards complete with computer generated logo and text. Chalkboard area.
(Supplied with liquid chalk pens)
SCALE: 1:20
ILLUMINATION: N/A
BRACKETWORK: N/A





INTERNALS

ITEM 09 (Qty 1)
Veneered Single sided, wall mounted WC Signs complete with computer generated letters & logo.
(Arrow directional to be confirmed)
SCALE: NTS
ILLUMINATION: N/A
BRACKETWORK: N/A

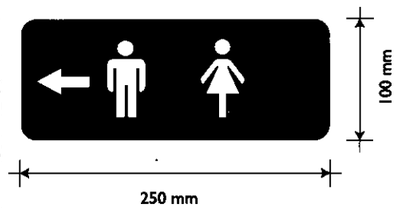

Deleted 12.10.01

ITEM 10 (Qty 2)
Veneered Single sided, wall mounted WC logo door signs.
SCALE: NTS
ILLUMINATION: N/A
BRACKETWORK: N/A

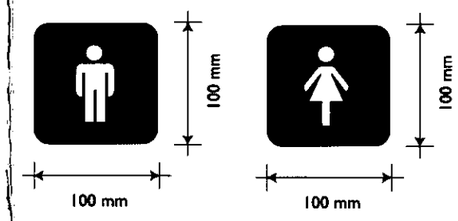

Deleted 12.10.01

DRAWING FOR	PROJECT TEAM		Contact Number		
Tally Ho Fleet Hill Eversley Hampshire RG27 0PR	Development manager	Frank Devlin	0113 2014147	DATE	17.09.01
	Admin' support	Christine Darton	0113 2014123	JOB No	23286
	Designer	Daniel Hatton	0113 2014164	REVISION	B

REVISION DETAILS

REVISION A: Amended ITEMS 01(deleted lower panels), ITEM 03(deleted lower panels), ITEM 05(deleted), ITEM 08(deleted 1), ITEM 09 (deleted) ITEM 11 (deleted) ITEM 12 (deleted), Added ITEMS 13 & 14. D.Hatton 12.10.01

REVISION B: Amended Scheme DHatton 19.10.01

image business

★ The designs and illustrations are intended for, and should only be used by those to whom this is addressed to. The contents are confidential. Any form of reproduction, dissemination, copying, disclosure, modification or distribution without prior written consent by ASHLEIGH IMAGE BUSINESS LTD. is strictly prohibited.
COPYRIGHT