HORNS

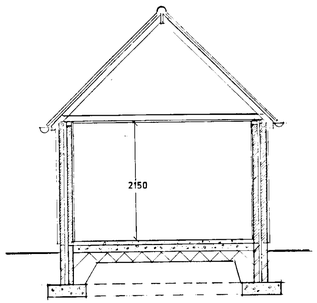

section A A
through store

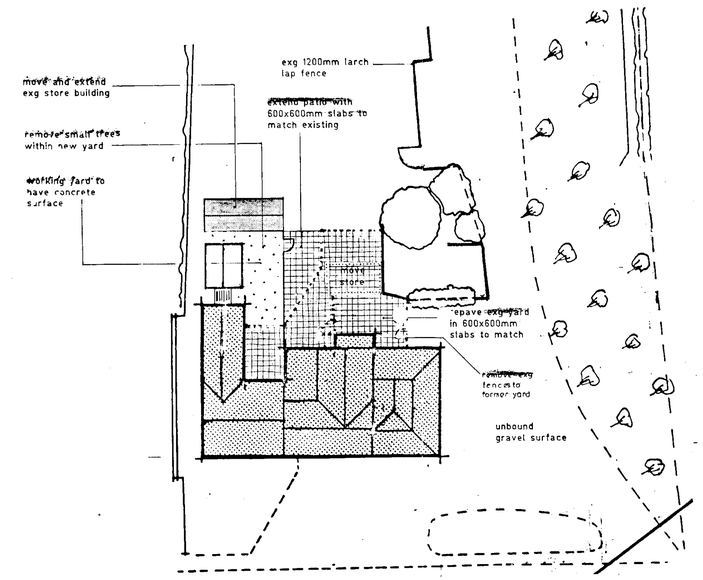

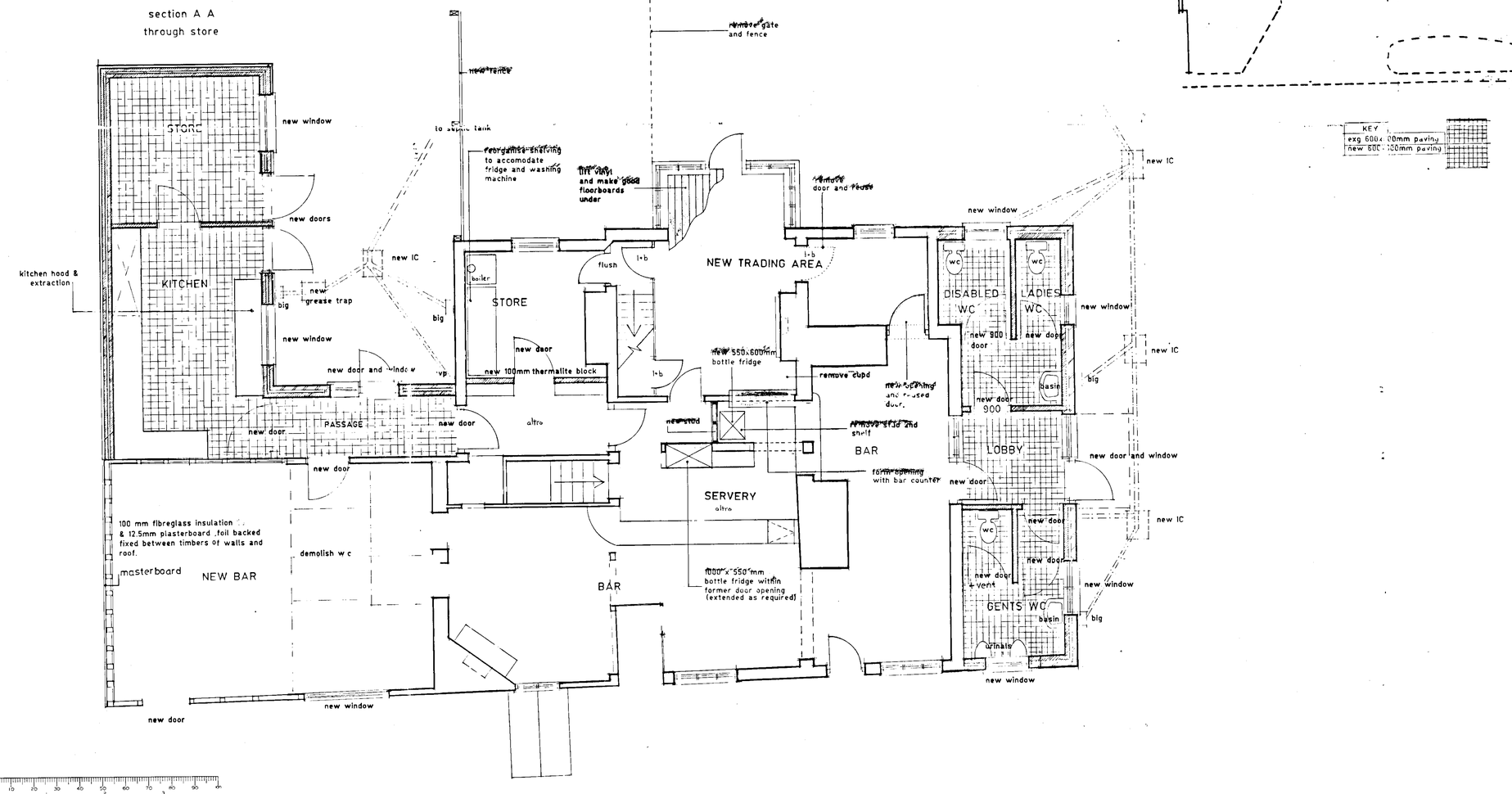

KEY
exg 600 x 600mm paving
new 600 x 600mm paving

NOTES:

All dimensions must be checked on site and not scaled from this drawing.

2	12-12-01	Patio + Bar re-organisation
A	9-9-90	8 Kegs 25mm insulation to floors
	Date	Revisions

© copyright

17 DEC 2001 5824

Client
W H BRAKSPEAR & SONS PLC

Job Title
THE HORNS PUBLIC HOUSE

CRAZIES HILL
WARGRAVE :

Drawing Title
GROUND FLOOR

PROPOSED ALTERATIONS & EXTENSIONS

Scale 1 . 50 & 1 : 500

Date 3 MAY 90 | Drawn by APV

Drg. No. | Rev.

Servery Equipment

- *Bottle Cooler Fridges* — by tenant, as shown on plan and connected to 13amp point
- *Ice machine* — 15mm water supply; gravity drain outfall 15mm connect into existing behind sink waste supply connect to 13amp point

New Openings

- *New Servery Opening* — New 175 x 120mm dp D30 (SC4) oak beams with min 150mm bearings and on sound pointed reveals to the satisfaction of structural engineer. Cut oak beam as necessary to house roof / floor members
- New Doorway — CN5X box lintol solid walls load bearing. 2no 100 x 143mm dp. installed in accordance with the manufacturer's recommendations, on a mortar bed, allowing a nominal 150mm bearing at each end. Inner and outer leaves of masonry are to be raised together. All on sound pointed reveals to the satisfaction of the structural engineer

General

- *joinery* — Where disturbed, fix new architraves linings door frames skirtings etc. to match existing
- *Making Good* — to all areas where disturbed by building works

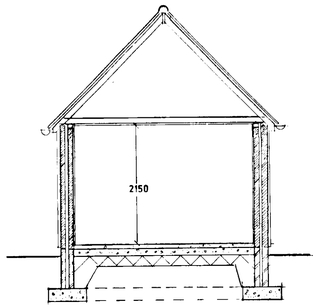

section A A
through store



side elevation

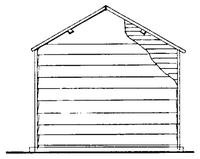

end elevation

move existing shed
Keep original dimensions of shed

Supply and fix min 19mm x 250mm treated sawn feathered weatherboard, at 175mm c/s with lost head nails. Properly finished at reveals and corners. Stain boards with Dulux Weathershield preservative stain for sawn timber to manu's recommendations. To match existing outbuildings.

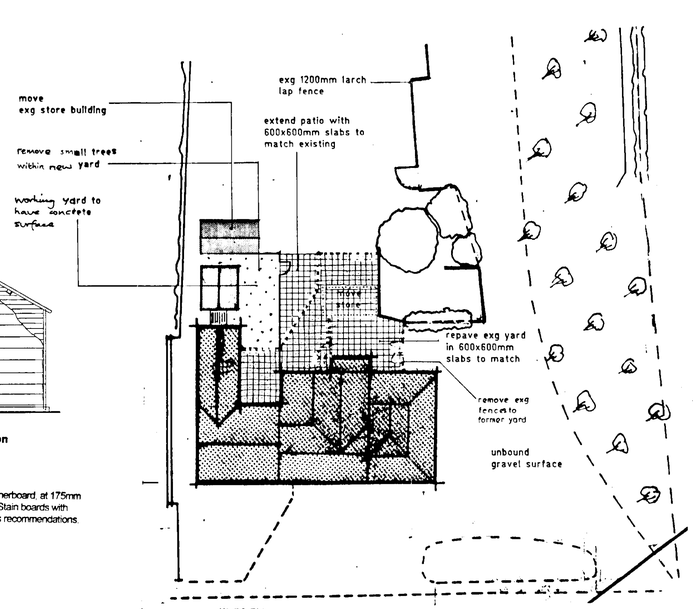

KEY
exg 600x600mm paving
new 600x600mm paving

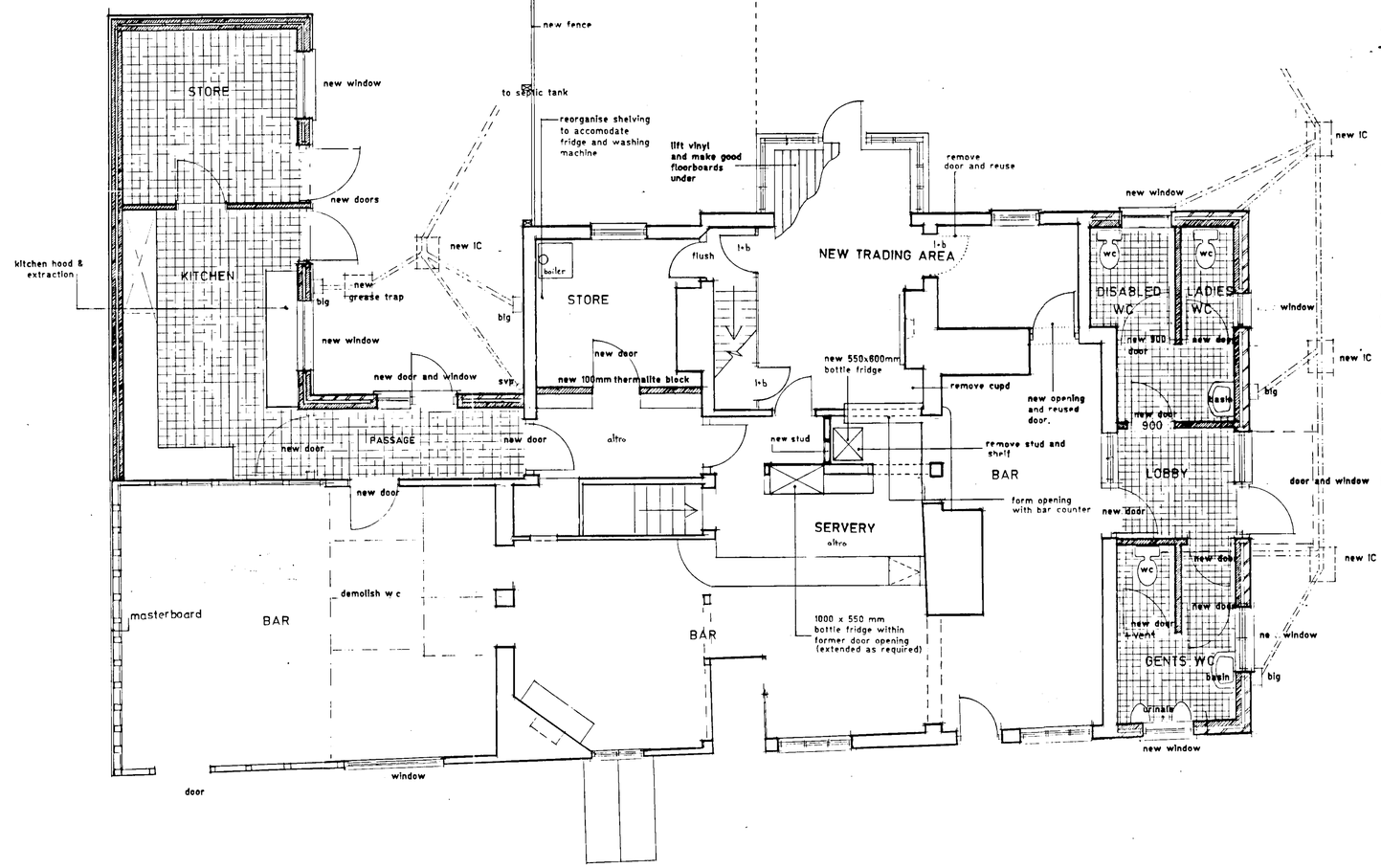

Extended Public Patio *as shown on plan*

Excavate for as required for finished ground level to equal thresholds. Clear and cart away all surplus excavated material.

Base Supply and lay 100 mm of 1:12 concrete : all in aggregate to pass 38mm sieve set to fall away from the building. **NB depending on nature of sub-base, the contractor may bed paving directly to exg hard surface.**

Paving Supply imitation York stone riven paving slabs from Messrs Stonemarket. Slabs 37mm thick. Colour to be agreed. Bed in cement and sand (1:4) and recess point in same material. Carry out all cutting and fitting required. Lay coursed in random widths with min 1:60 fall away from building.

Brick Inset Allow 600 x 600mm x 6no. brick areas in locations to be determined by the surveyor.

Planting Insets Allow 600 x 600mm 4no planting misses filled with topsoil and finished with 75mm peas shingle.

Concrete Hardstanding

Location Working yard as shown on plan. Excavate as necessary for new base for kitchen yard and all paving.

Concrete Paving Supply and lay min 100mm P.C. concrete mix for on 75mm blinded hardcore, as shown on plan with falls away from building.

Fencing and Gates

to BS1722 as shown on plan. Finished height 1800mm above finished ground level.

Excavate holes 600mm deep for post surrounds; concrete: 1:3:6. post surrounds 300 x 300 x 400 mm deep.

Posts 100 x 100mm sw posts with weathered tops and morticed to receive rails, min 600 mm below ground level at max centres 2.4m. Timber post below ground level to be coated in Synthaprufe.

Fence House 3no. ex 75 x 75 mm triangular arris rails to posts. Fix 100 mm feather edged boards with galvanised nails. Fix 150 x 25 mm sw gravel board. All timber pressure creosoted to BS 913. Steep all cut ends in creosote for 5 minutes.

Boarding Vertical pales about 100 mm wide and feather edged approx. 14 - 7 mm with a 65 x 38mm twice-weathered capping to protect the top of the pales. Pales nailed to the rails with 50 mm galvanised nails.

Gate Fix 1200mm close boarded gate to match fence.

Relocated Shed

Excavate for new shed base as shown on plan with 100mm well consolidated non-void forming granular sub-base of type one material, blinded with sharp sand, ready to receive concrete.

Base Supply and lay 100mm gen 3 concrete with 1000 gauge polythene DPM under ready to receive shed base.

Allow a Prime Cost of £1000 to supply new garden shed. Allow for profit, delivery and erection and any attendance on electrician.

electrician 1no sub-main supply 50amp complete with two-way 30ma R.C.D. consumer unit and control. Allow for all necessary trenchwork. Fix 30A point 3no. twin sockets 2no batten holder lights on 1no switch.

APPROVED
30 MAY 2002

NOTES:

All dimensions must be checked on site and not scaled from this drawing.

	Date	Revisions
5	29/5/02	store reduction
4	6.3.02	store details
3		
2	12.12.01	Patio + floor re-organisation
A	9.9.90	B.Regs. 25mm insulation to floors.

© copyright

REVISED PLAN
5524/43

Client
W H BRAKSPEAR & SONS PLC

Job Title
THE HORNS PUBLIC HOUSE
CRAZIES HILL
WARGRAVE.

Drawing Title
GROUND FLOOR
PROPOSED ALTERATIONS & EXTENSIONS

Scale 1:50 & 1:500

Date 3 MAY 90 | Drawn by APV

Drg. No. 43 | Rev 5

ANDREW FRENCH
PROPOSED
1 Market Place Mews, Henley-on-Thames, Oxon.
tel 01491 411308 (fax 01491 410129)

client
WH Brakspear & Sons plc

job title
Horns Public House

drawing title
proposed minor reorganisation

scale 1:50

drawn by various

date 12 December 2001

drg no AGF.01.295.1 rev

29/5/02

M. DIAL OF THE UNO RANGE ARCHITECTCAT No 7311

594 x 841mm A1



Specsavers' new fascia

Help and information

We hope you've found this booklet useful and informative. Our new look in the high street represents an important element in the process of taking our business from strength to strength, to the benefit of everyone involved in the provision of the best quality and value for money in eyecare around. Specsavers.

If you would like more information, or help with any signage related matters, simply call Jonathan David, Director of Procurement on 01481 33755.

Now you can believe your eyes

Specsavers Optical Group Ltd. La Villiaze St. Andrews Guernsey Channel Islands GY6 8YP Tel: 01481 36000 Fax: 01481 35555

SPECSAVERS/002/PL

A new face for **retail**



Putting Landlords and Planners in the picture

Through strategic television and press advertising, and emphasis on the fashionable possibilities of the product, our customers now feel very different about what we have to offer.

Julian Neitchal-Hanford *Creative Director*







Our new **signage**

We felt it would be helpful to our friends and partners in the business community to keep you informed, giving you some insights into the thoughts behind a process which is designed not just for our benefit, but to contribute to brightening up any retail environment where you find our practices.

From the Customers' Viewpoint

To be seen, we want to do more than just compete with the signage around us. It's important to remember that people who come to Specsavers have problems with their vision. Our solution is to stand out, in every sense of the word.

Our design team has achieved this using a distinctive curve on our signs that not only gives extra prominence, but also says 'Specsavers is different' – by looking different. With clean, simple lines, letters and colours that avoid jumbled messages, we are conveying a feeling of the quality, value and professionalism we put into customer care. Yet it's a modern look too. One that says we're a dynamic, up to the minute organisation, with all the latest skills and equipment at our disposal, not to mention a keen sense of fashion and style.

But it doesn't end there.



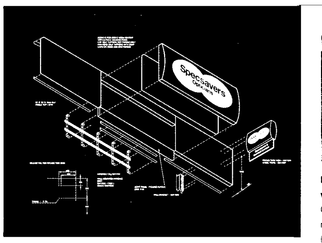

From the Landlord's Viewpoint

Everything in the design and construction of the new Specsavers signage is designed to conform with all the requirements needed to make a more successful retail outlet.

But the benefits of this investment do not stop there. The quality approach we have adopted, with its refreshing, bright look, also has long term advantages. Especially when it comes to its potential, not just to make a contribution to the shopping environment, but the overall image of the property and its location, creating an improved investment for the landlord.

From the Planners' Viewpoint

We think it's important that our new signage is pleasing to look at. It's one of the key contributions we can make to an attractive, clean and tidy shopping environment. There are still too many cluttered signs, brands, posters and messages around in our high streets that lack the kind of aesthetic appeal that we've painstakingly designed into our own new look. A pollution of clutter simply isn't our style. A high quality kerb appeal, on the other hand, can help attract custom not just into our stores but, by a knock-on effect, into the stores around them. A benefit to the whole area.





From the environmental viewpoint

Good design isn't just a matter of how something looks. It has to be practical. As a responsible retailer we think it's important to take environmental issues into account.

Fewer components, easier cleaning and light changing mean less pedestrian disruption. In fact the lighting design is simple and straightforward enough not to require loads of costly elements. As a result, these new energy efficient signs, while still bright and highly visible, actually consume less electricity than their predecessors. In addition, all the materials used in the constuction are recyclable, helping contribute towards Local Agenda 21 targets.



From the practitioners' viewpoint

By giving our Practitioner partners the right kind of professional support, we can help them provide local people with an exemplary service, and thus, deservedly, build more prosperous businesses. By giving our support responsibly, we can also help them set an example, playing a welcome, active and constructive part in the life of the retail business community.



For Specsavers, it is now appropriate to update the logo, the trading slogan, and the in-store image. From now on any communication within the company, or externally to our customers, must reflect the new standards. Anything that doesn't can be considered irrelevant.

Andrew Molle *Marketing Director*

Looking ahead

The programme of changing to the new signage will take place over a three month period, so that, by May 1997, all our stores should be displaying new signs.

Planning Officers will be consulted during this period by our contractors and consultants who will liaise and facilitate the design solution and approval processes.

We have appointed experienced advisors and a signage contractor to implement the work with the minimum local disruption. In fact we estimate that, on average, each installation will take only a day to complete.







The reality of the stuffy, highly expensive independent optician was the image in most patients' minds. What we have done is deceptively simple – we turned patients into customers.

Doug Perkins *Chairman*

17 DEC 2001 5525

About
Specsavers

Ours is a successful business indeed. Despite trading through one of the worst recessions on record, Specsavers has grown consistently. Over the last three years we've averaged one new practice opening a week. And right now, with over 330 stores to our name, we're the fastest growing optical group in the country.

But it doesn't stop there. With stores in Eire and openings planned for Holland we're stretching our boundaries all the time. So much so that, amazing though it may seem, we currently look after 12 million eyes.

APPROVED

We are leaders in our field and as such, we believe that the way we present ourselves to our customers and to the local community is very important. From the business point of view, in what must be the most competitive era in the history of retailing, we need to stand out from the crowd. To be recognisable at a glance.

But, important though it is to be seen, our 'look' should also say something about us, reflecting the values and philosophy of our business. Especially the care, quality, professionalism, and up-to-the minute products and facilities a modern company like ours offers its customers.

So we've redesigned our company identity and, as a result, are now in the process of bringing our signage in line with our bright, new style.

