MEMO

WOKINGHAM BOROUGH COUNCIL

To: Rosie Rogers
From: Sarah Holmes, Education Buildings Project Manager
Tel: 0118 974 6731
Date: 17th October 2007
Subject: Application F/2002/8067 Public Open Space at Junction of Twycross Road and Binfield Road, Wokingham.

Please find below information in relation to the planning conditions set out on the approval notice for the above application.

Condition 2: Further to discussions with Steve Auton from the Highways Department please find attached details relating to the construction methods and surfacing of the car park. The main body of the car park and associated access road will be constructed from GOLPLA® Fastlay, details are shown on attached sheets. It has been noted that a dropped footpath crossing is sufficient for the vehicular access, this will be constructed by Council appointed contractors to the Council's required standards. There is an established vegetation screen running parallel with the boundary fence for Number 1 Twycross Road, the works should not affect this screen and therefore a new vegetation screen should not be required.

Condition 3: Only the trees and vegetation shown on the plan are to be removed, sections of the vegetation adjacent to Tywcross Road will need to be cut back and down in order for the specified vision splay to be maintained, the vegetation in this area will need to be kept below 600mm in height. There are a number of boughs on the Oak trees that will needed to be cut back in order to fit the car park in, this has been discussed with Catherine Brimble, a qualified tree surgeon will carry out the works. There is an existing chain-link fence in front of the Oak trees, this will remain in place and act as the tree protection barrier. Others trees within the area will be protected with temporary fencing, heras type fencing, as shown on the attached drawing.

Condition 4: The car park will be enclosed with knee-rail timber fencing at a height of 500mm. The parking layout will be as shown on the drawing. Pedestrian access is off of Binfield Road, via a ramped footpath with a staggered barrier. The car park and access road will be constructed from GOLPLA® Fastlay, with grass seed, up to the access gate. From the access gate to the carriageway there will be tarmac road surface, with granite setts at the gate point. The access gate and height restriction barrier will be as detailed on the attached drawing. This is the preferred gate arrangement for open spaces as specified by WBC's Horticulture and Grounds Maintenance Team.

Condition 5: All planting specified in Condition 4 will be carried out within the first planting season following completion of the car park works.

Condition 7: The visibility splay will be cut down to the level stated on the drawing, and will be maintained at that height.

Condition 9: No external lighting will be installed on the site.

Hopefully the above responses and the attached information satisfy the conditions. If any further information is required please do not hesitate to contact me.

Kind regards,

Sarah.

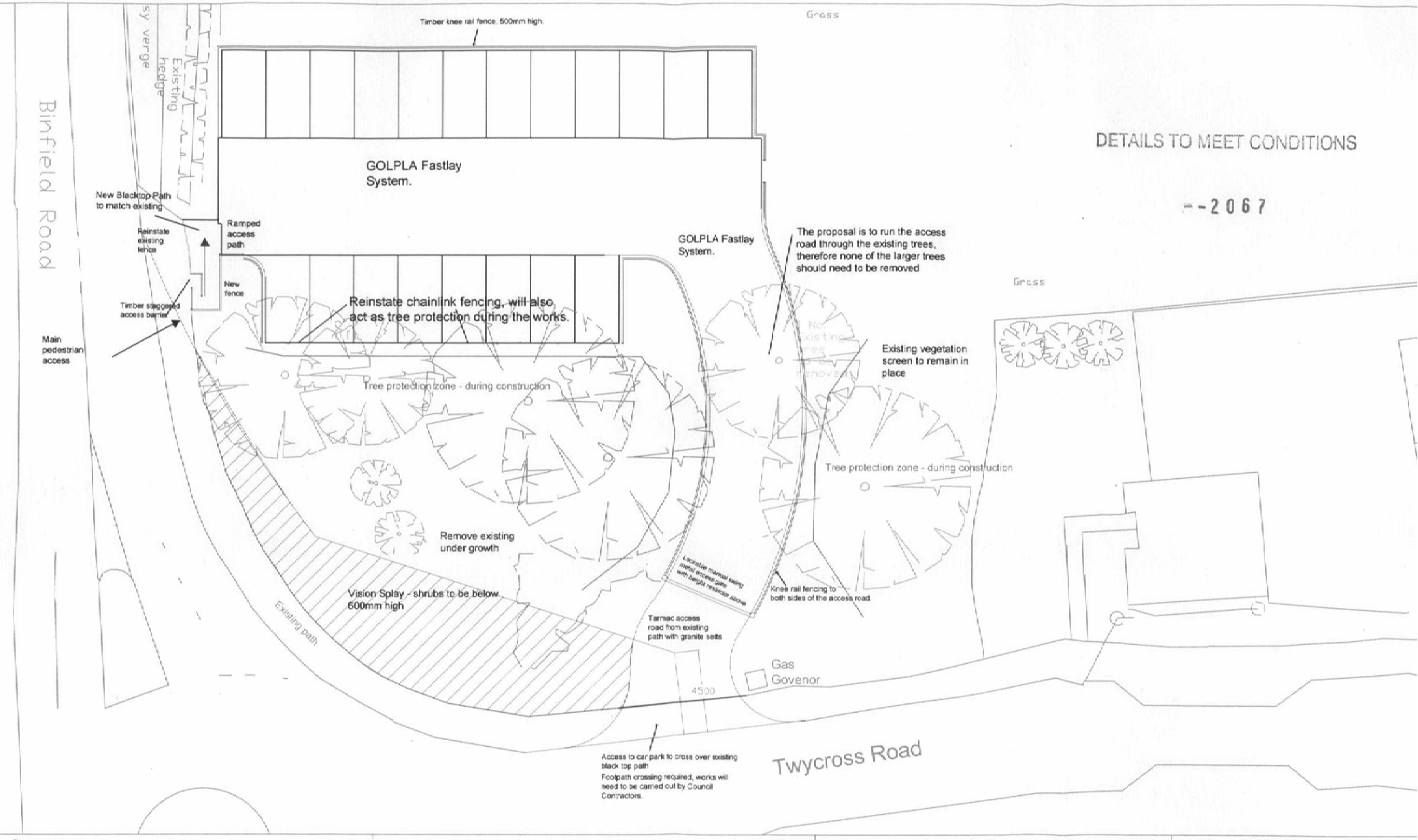

WOKINGHAM BOROUGH COUNCIL

Project Title:

De Vitre/ Keephatch Playing Field New Car Park

Scale: 1:200

Drawn By: SH

Date: Sept 2007

Drawing Title: Amended Site Plan - Planning Conditions

Drawing No: DVC 01/03

DETAILS TO MEET CONDITIONS

--2067



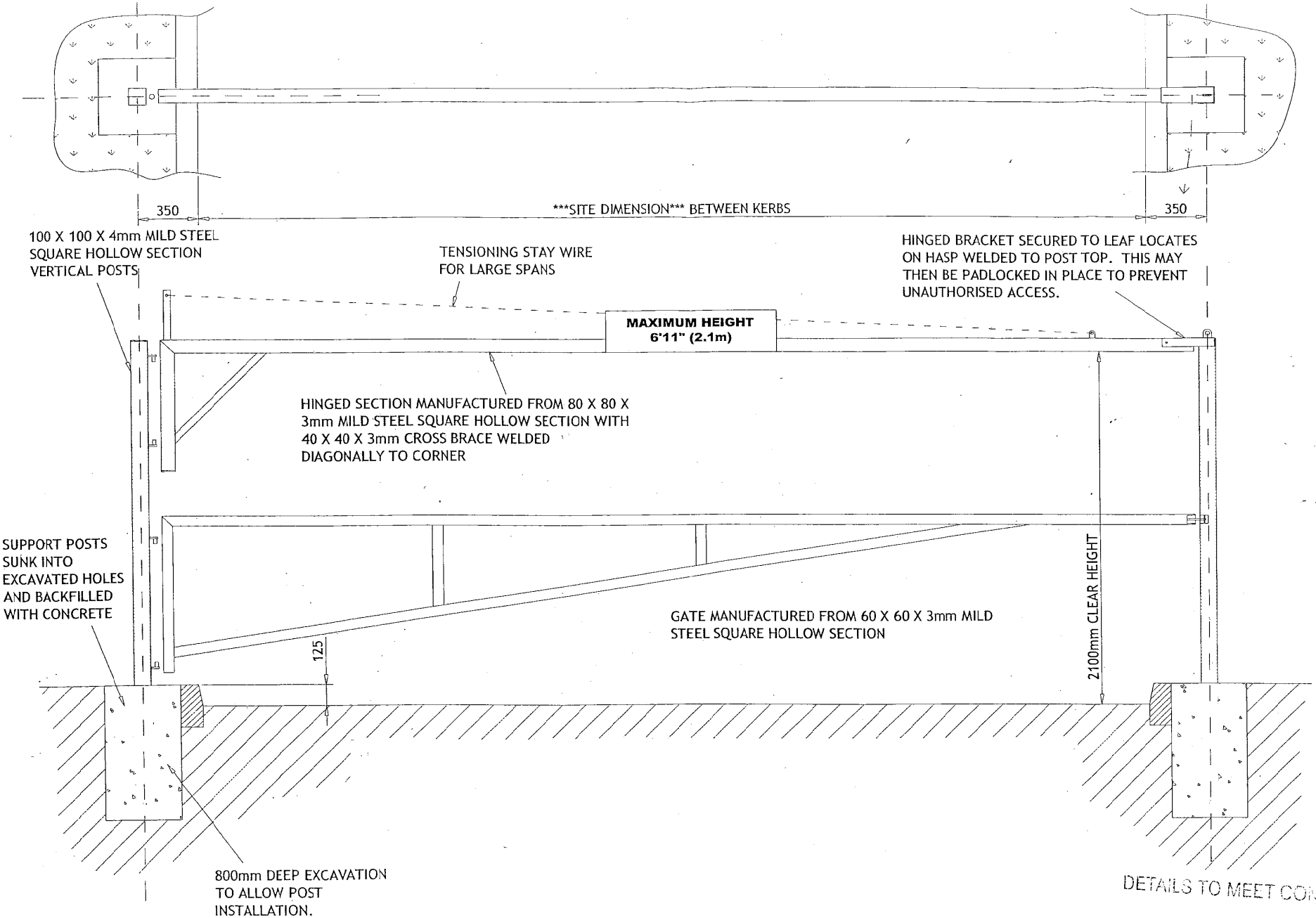

-2067

DETAILS TO MEET CONDITIONS

WOKINGHAM BOROUGH COUNCIL	Project Title: De Vitre/ Keephatch Playing Field New Car Park	Scale: NTS	Drawing Title: Example of Access Gate and Height Restriction Barrier
		Date: Sept 1997	Drawing No: DVC 01/95

DETAILED TO MEET CONDITIONS

HOOFMARK

(UK) LTD

--2067

First Floor, Unit 24, Philadelphia Complex, Philadelphia, Houghton le Spring, Tyne & Wear DH4 4UG

Tel: 0191 584 5566 Fax: 0191584 5577

GOLPLA GRASS PAVERS FOR CAR PARKS AND ACCESS ROADS

Installation Guide

System: The surface stabilisation can be maintained using either the Golpla Max or the Golpla Standard paver, according to site conditions.

Size (Cover): Golpla Standard: 310mm long by 300mm wide by 38mm in depth.
Golpla Max: 620mm long by 300mm wide by 38mm in depth.

Base Preparation: The base construction must have sufficient strength to withstand the maximum bearing load likely to be applied, even in the wettest of conditions. A typical construction may consist of a 150mm layer of well compacted graded stone (**NOT** MOT Type 1), followed by a 100mm consolidated depth of a 60/40 sand soil rootzone under the pavers.

Bedding: Level the rootzone to plus or minus 10mm and consolidate, ensuring that the rootzone is moist before consolidation.

Laying: Lay the pavers starting at the beginning of the site in the left hand corner, with the paver locking tabs facing forwards and to the right. Continue laying the pavers making sure that each is interlocked into its neighbour. Stand on the laid pavers when laying the next row. For fitting around obstructions, the pavers can be easily cut with a hand saw or power cutter. Cut pavers should be nailed down using the Golpla nails. The whole area should be consolidated either with a vibrator plate or small roller.

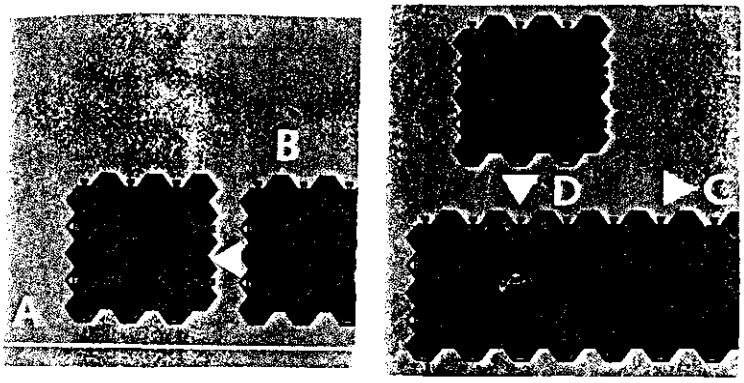

Soiling; Fill the pavers with the same rootzone used for the base or clean friable topsoil, scraping off any overfill so that the top edge of the cell is visible. Settlement of the soil within the pavers will occur and should not be topped up. This allows for grass growth withoutdirect impact from traffic.

Seeding: Special Golpla grass seed mix, at 30gms per square metre, is available from Hoofmark or Oliver Brothers (Seeds) Ltd (Tel: 01522 730836).

Aftercare: In order for the installation to give good service and to maintain acceptable grass coverage, it is important to ensure that adequate moisture is available whilst the seedlings are establishing, and subsequently to supply nutrients in the form of a general purpose fertiliser after four weeks, and then twice annually. Apply as per the recommendations on the bag.

Notes:

Each installation will be different according to the requirements of the individual site, therefore it is important that the correct base construction is specified depending on the sub base strength. Hoofmark can arrange for testing and construction advice if required.

If the installation is on a slope greater than 5%, then additional nailing may be required. Please consult Hoofmark for technical information.

GOLPLA®

THE NAME THAT CARRIES WEIGHT

EROSION CONTROL & GRASS REINFORCEMENT SYSTEM

DETAILS TO MEET CONDITIONS
-2067





3m access road





1 in 12 slope



Granite fill - note white inserts



90 tonnes

TYPICAL APPLICATIONS

- Car Parks
- Fire Access Roads
- Bridleways
- Footpaths
- Grass Verges
- Canal Towpaths
- Helicopter Landing Pads
- Caravan Site Access Roads and Pitches
- Highways Applications (approved by the Highways Agency)
- Bank Stabilisation
- Wheelchair Access

100% RECYCLED & RECYCLABLE

QMS ISO 9002 REGISTERED FIRM GB7475

HOOFMARK UK LTD

GOLPLA®

THE NAME THAT CARRIES WEIGHT

The System

Golpla® is a rigid, high quality plastic grass reinforcement and erosion control system, designed to perpetuate the growth of grass under conditions of intensive vehicular or pedestrian traffic. The configuration of hexagonal cells coupled with the use of High Density plastics enables a reduction of wall thickness resulting in a high-strength structure, which is visually unintrusive: 94% of the surface area is available for infill. Golpla® is not affected by extremes of temperature, is UV stable and non-toxic.

Base Cross Section

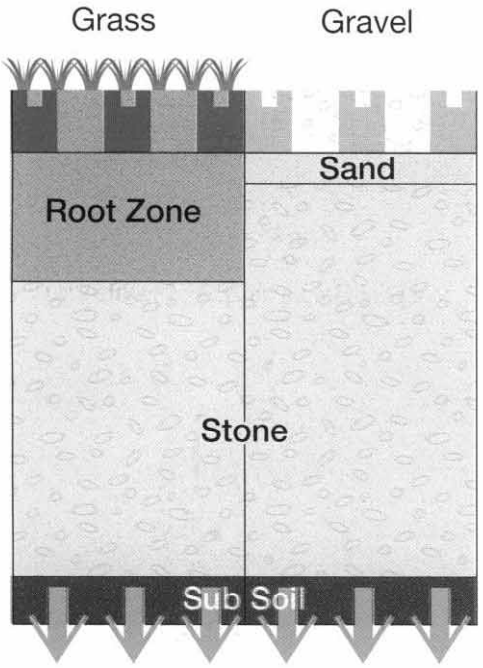



Successful grass growth



Grown prior to delivery

Basework for Grass

Design of the base is a correlation of the loads to be carried and prevailing ground conditions. Suitable for both 'Green-field' and 'Brown-field' sites, the base will consist typically of 150mm thick layer of well compacted stone followed by 80-100mm layer of rootzone (see below: Successful Grass Growth), upon which the Golpla® is laid, consolidated with a vibrating plate, loose filled with either rootzone or clean friable top soil and seeded. It is important *not* to overfill the paver or to compact the soil within it.

Basework for Gravel/Stone Retention

Again, subject to loading and ground conditions, the base would typically be 200mm of well compacted stone, with sand blinding followed by Golpla®. The gravel/stone filling should be 10mm particle size or less. To cater for specific aesthetic requirements, Golpla® is also available, to order, in a range of colours including Rustic, Dark Grey, Light Grey, Buff or Black.

Successful Grass Growth

No paving system currently on the market can sustain satisfactory grass growth from within its own depth, as all major seed houses agree, good grass requires a minimum of 125mm of growth medium in which to thrive. Hoofmark uniquely recognises this fact by the inclusion of a layer of rootzone, beneath the paving system. Only Golpla® has sufficient footprint to enable this and at the same time remain stable. Without an adequate depth of growth medium (ie rootzone plus the depth of the paver), grass cannot survive prolonged dry weather. In the case of car parking, this problem is further compounded by the shelter of parked cars.

Hoofmark have a range of grass seed mixes to suit differing site requirements, details of which are available on request.

Pre Grown Golpla®

Uniquely within the grass reinforcement industry, the substantial 'footprint' and enclosed perimeter cells of Golpla®, enable Hoofmark to supply pavers pregrown with established grass. Produced to order by a leading turf grower, pregrown Golpla® provides instant results for environmentally sensitive areas, commercial refurbishments etc.

Accessories to Golpla®

Car Park Demarcation

Clip-in hexagonal inserts are available for car park demarcation in white and yellow. These are not removable after installation.

Slopes and Lateral Restraint

Golpla® nails 250mm long and manufactured from HDPE are available for retention on slopes in excess of 1:20 and for lateral restraint in the case of gravel retention.



Road across golf course



Towpath with and without Golpla®



Private driveway



Fire lane

Sustainable Urban Drainage Systems (SUDS)

The Golpla® System along with the recommended installation methods are compliant with current practice on SUDS

- **The most successful grass reinforcement system on the market - distributed worldwide.**
- **Laying rates of up to 50m² per man are achievable.**
- **Patented interlocking system in both directions to prevent lateral displacement.**
- **Manufactured from recycled plastics, the product is itself recyclable.**
- **Easily cut to avoid obstacles.**
- **Available in two paver sizes (compatible) to assist flexibility of design.**
- **ISO 9001 certified manufacture.**
- **Nationwide technical support.**
- **Approved installation contractors throughout the U.K.**

HOOFMARK UK LTD

Nominal Dimensions (Cover)	GOLPLA® STANDARD			GOLPLA® MAX		
	Length	Width	Depth	Length	Width	Depth
	310mm	300mm	38mm	620mm	300mm	38mm
Number per Sq. Metre	10.90			5.45		
Weight per Sq. Metre	5.75 kg			5.5 kg		
Colour	Green (other colours available to order)					
Cells per Paver	30			60		
Open Surface	94%			Footprint 62.25%		
Water Absorption	Nil					
Material	100% Recycled H.D. Polypropylene and Polyethylene					
Standard Packaging	Shrink-wrapped on non-returnable pallets, each measuring approximately 1.2m x 1.1m x 0.95m, weighing approximately 180kg and containing 30.83m²					
Max Lorry Load	1480m²					
GOLPLA® Nails	25cm long H.D.P.E. round head to fit through cell. Box of 90					
White Demarcation Inserts	Hexagonal shape to fit in cell with retaining clip. Box of 550					
Independent Chemical and Load Bearing Test Reports available upon request						

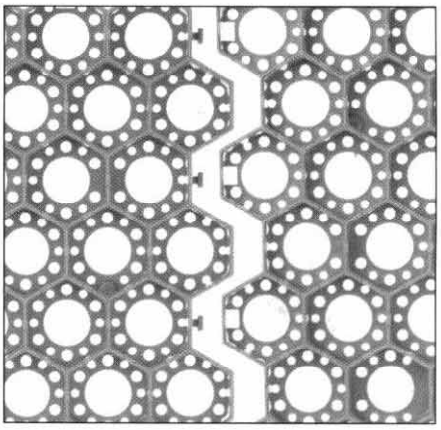

Each paver is an integral unit with no incomplete cells. This ensures that there is a double wall at each joint, giving maximum strength at potentially the weakest point, which, together with the unique patented interlocking system, permits and even spread of load and assists the installer to maintain line and level



The pavers are made from 100% recycled plastic and the hexagonal cellular construction ensures the pavers can support loads in excess of 1000KN/m².



Golpla® nails are used to secure the system on gradients or for stone infill.

Base specifications and preparation are dependant on the soil type and strength of the sub-base on each site. Consequently, the design must be tailored for each individual project, for which guidance is available. We are also able to recommend fully competent contractors who would be pleased to undertake your entire project.

Architects Specification Sheets and details of our GOLPLA® Fastlay System of construction are available on request.

Golpla® is the property of **FUNKE KUNSTSTOFFE GmbH. Hoofmark (UK) Ltd** are sole importers for the UK & Ireland

HOOFMARK (UK) LTD and their contractors accept no liability for the performance of the system if standard horticultural practices are not observed. Also no liability will be accepted for the design of the sub-base of any installation. It is the customer's responsibility to ensure that the sub-base design is satisfactory for their purpose.

Q|M S|✓ ISO 9002 REGISTERED FIRM GB7475

HOOFMARK UK LTD

First Floor, Unit 24,
Philadelphia Complex, Philadelphia
Houghton-le-Spring, Tyne & Wear DH4 4UG
Tel: 0191 584 5566
Fax: 0191 584 5577
Website: www.hoofmark.co.uk
Email: info@hoofmark.co.uk

04/02

Grass reinforcement and permeable paving systems

HOOFMARK

UK LTD

DETAILS TO MEET CONDITIONS

--2067



Inside this brochure:

GOLPLA®
FASTLAY®
GOLPLA® **PREGROWN**
TRUCKPAVE
ROOTSTONE®

The System

Golpla® is a rigid, high quality plastic grass reinforcement and erosion control system, designed to perpetuate the growth of grass under conditions of intensive vehicular or pedestrian traffic. The configuration of hexagonal cells coupled with the use of high density plastics enables a reduction of wall thickness resulting in a high-strength structure, which is visually unintrusive: 94% of the surface area is available for infill. Golpla® is not affected by extremes of temperature, is UV stable and non-toxic.

Basework for Grass

Consideration should be given to the inherent drainage characteristics of the site, as grass will only thrive on well drained ground.Design of the base is a correlation of the loads to be carried and prevailing ground conditions. Suitable for both 'Green-field' and 'Brown-field' sites, the base will consist typically of 150mm thick layer of well compacted free-draining stone (not MoT type1) followed by a 80-100mm layer of rootzone (see below - Successful Grass Growth), upon which the Golpla® is laid, consolidated with a vibrating plate, loose filled with clean friable top soil and seeded. It is important *not* to overfill the paver or to compact the soil within it.

Basework for Stone Retention

Again, subject to loading and ground conditions, the base would typically be 200mm of well compacted free-draining stone (not MoT type 1), with sand blinding followed by Golpla.® The stone filling should be 10mm particle size or less. To cater for specific aesthetic requirements, Golpla is also available, to order, in a range of colours including Rustic, Dark Grey, Light Grey, Buff or Black, or matched to any preferred RAL or Pantone.

Successful Grass Growth

No paving system currently on the market can sustain satisfactory grass growth from within its own depth, as all major seed houses agree, good grass requires a minimum of 125mm of growth medium in which to thrive. Hoofmark uniquely recognises this fact by the inclusion of a layer of rootzone, beneath the paving system. Only Golpla® has sufficient footprint to enable this, and at the same time remain stable. Without an adequate depth of growth medium (ie rootzone plus the depth of the paver), grass cannot survive prolonged dry weather. In the case of car parking, this problem is further compounded by the shelter of parked cars.

Advice is available regarding appropriate grass seed blends for any given situation. All grass requires ongoing maintenance, care and attention.

Pre-grown Golpla®

Uniquely within the grass reinforcement industry, the substantial 'footprint' and enclosed perimeter cells of Golpla, enable Hoofmark to supply pavers pregrown with established grass. Produced to order by a leading turf grower, pregrown Golpla provides instant results for environmentally sensitive areas, commercial refurbishments etc, and defines contract completion (see page 6).

Accessories to Golpla®

Demarcation

Clip in hexagonal inserts are available for car park demarcation in white or yellow. These are not removable after installation.

Slopes and Lateral Restraint

Golpla nails 250mm long and manufactured from HDPE are available for retention on slopes in excess of 5% and for lateral restraint in the case of gravel retention.



Typical cross sections





Sustainable Urban Drainage System (SUDS)

The Golpla System along with the recommended installation methods are compliant with current practice on SUDS.

- The most successful grass reinforcement system on the market - distributed worldwide.
- Laying rates of up to 50m^2 per hour per man are achievable.
- Patented locking system in both directions to prevent lateral displacement.
- Manufactured from recycled, Heavy Duty plastics.
- Easily cut to avoid obstacles.
- Available in two paver sizes (compatible) to assist flexibility of design.
- BS EN ISO 9001:2000 certified manufacture and distribution.
- Nationwide technical and on site support.
- Approved installation contractors throughout the UK.



HOOFMARK UK LTD

'NO DIG' SYSTEM FOR GREENFIELD SITES

FASTLAY®

SUBJECT TO SATISFACTORY GROUND & DRAINAGE, ***FASTLAY*** ® CAN BE USED FOR THE FOLLOWING APPLICATIONS:

Car Parking
Access Roads
Emergency Access
Caravan Access

OR

Heavy Pedestrian Usage
Wheelchair Access
Cycle Paths
Tow Paths etc

OR

FIRE ACCESS LANES

Developed by Hoofmark (UK) Ltd, the ***Fastlay***® system is changing the way the industry thinks of converting existing grassed areas into access roads, car parks, tow paths etc. ***Fastlay***® construction requires no excavation and therefore no need for heavy machinery or lorries for removal to tip - and therefore no Disposal Tax!

The site is prepared by removal of all vegetation and making good. The appropriate geogrid (see specifications on page 11) is then laid and blinded with coarse grit sand. GOLPLA® pavers are then laid, secured, soil-filled and seeded, with the edges feathered down to the surrounding grass.

If it is desired or necessary to retain existing ground levels, 60mm of turf may be removed as an alternative preparation.



GOLPLA® 38mm

Sand 10-20mm

Fastlay
uPVC Geogrid

Existing subsoil
draining to water table



Site Preparation



Site Completed

- Quick construction
- Minimal surface preparation
- No heavy machinery needed
- Very little waste, if any, to tip
- Easy access to underground services
- Quicker re-establishment of grass
- Site can easily be cleared and returned to its original condition
- Suitable for the preservation of tree roots



We are proud to include:
Chessington World of Adventure, Oxford University, Hever Castle, English Heritage, Derbyshire CC , Tynedale DC, The National Trust and The Camping & Caravanning Club

among our list of valued *FASTLAY*® customers

GOLPLA® SPECIFICATIONS

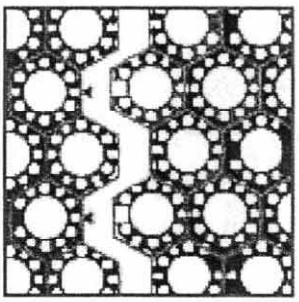

Each paver is an integral unit with no incomplete cells. This ensures that there is a double wall at each joint, giving maximum strength at potentially the weakest point, which, together with the unique patented interlocking system, permits an even spread of load and assists the installer to maintain line and level.



Golpla nails are used to secure the system on gradients or for stone infill.

SOIL IN-FILL - Clean, friable, screened topsoil

GOLPLA® PAVING SYSTEM

DESCRIPTION	PATENTED RIGID PAVING SYSTEM INCORPORATING HEXAGONAL CELLS AND INTERLOCKING IN BOTH DIRECTIONS
Nominal Dimensions (cover)	Length: 620mm Width: 300mm Depth:38mm
Numbers per sq.m	5.45
Weight per sq.m	5.50kg/m
Colour	Green
Cells per Paver	60 No Cell Width 63mm
Material	UV stable 100% recycled polypropylene (80%) and polyethylene (20%)
Load-bearing Capacity	Minimum 1000 kN/m
Standard packaging	Shrink-wrapped on non-returnable pallets, each measuring approximately 1.2m x 1.1m x 0.95m, weighing approximately 180kg and containing 30.83m
GOLPLA® Nails	245mm long H.D.P.E. round head to fit through cell. Box of 90
Demarcation Inserts, White or Yellow	Hexagonal shape to fit in cell with retaining clip
Independent Chemical and Load Bearing test Reports available upon request	

Base specifications and preparation are dependant on the soil type and strength of the sub-base on each site. Consequently, the design must be tailored for each individual project, for which guidance is available. We are also able to recommend fully competent contractors who would be pleased to undertake your entire project.

FASTLAY® SPECIFICATIONS

COARSE (SHARP) SAND

FASTLAY GRID - HD

APPLICATIONS	DESCRIPTION	EXTRUDED NET
Car Parking Access Roads Emergency Access Caravan Access Etc	Polymer	UV stable H.D.P.P.
	Colour	White
	Mesh Size	32mm x 32mm
	Unit Weight	400 g/m
	Roll Width	4.75m*
	Roll Length	50.0m or 100.0m
	Roll Weight	app 70kg or 140kg

* Rolls can be cut to suit

OR

FASTLAY GRID - PEDESTRIAN

APPLICATIONS	DESCRIPTION	EXTRUDED NET
Heavy Pedestrian Wheelchair Access Cycle Paths Tow Paths Golf Courses, etc	Polymer	UV stable H.D.P.E.
	Colour	Black
	Mesh Size	18mm x 18mm
	Unit Weight	320 g/m
	Roll Width	1.2m
	Roll Length	50.0m
	Roll Weight	19.2kg

**** FIRE LANES & GROUND PROBLEMS***

A range of Geo-grids are available to support Fire Lanes or to combat local ground problems. A CBR test may be required to determine the final specification.

OTHER PRODUCTS DISTRIBUTED BY HOOFMARK:

D-Raintank® — Stormwater Storage

D-Rainclean® — Grey Water Filtration System

Deltalok® — 'Green Gabion' System

NAUE FASERTECHNIK — Geosynthetics

HOOFMARK
UK LTD

First Floor, Unit 24
Philadelphia Complex, Philadelphia
Houghton-le-Spring, Tyne & Wear
DH4 4UG

Tel: (0191) 584 5566
Fax: (0191) 584 5577

Website: www.hoofmark.co.uk
Email: info@hoofmark.co.uk

HOOFMARK (UK) LTD and their contractors accept no liability if due diligence and standard horticultural and civil engineering practices are not observed. It is the customer's responsibility to ensure that the advice of **HOOFMARK (UK) LTD**, or a qualified engineer, is sought to determine the suitability of the site for their purpose.

Golpla® is the property of **FUNKE KUNSTSTOFFE GmbH.**
Hoofmark (UK) Ltd are sole importers for the UK & Ireland
Fastlay®, **Rootstone**® and **Truckpave** are the property of **Hoofmark (UK) Ltd**

GOLPLA®
THE NAME THAT CARRIES WEIGHT

FASTLAY

"NO DIG" GRASS REINFORCEMENT SYSTEM FOR FREQUENT USE



100% RECYCLABLE

QMS ISO 9002 REGISTERED FIRM GB7475

HOOFMARK UK LTD

IS YOUR SITE GREENFIELD?
IS YOUR REQUIREMENT ...

- Car Parking
- Access Roads
- Emergency Access
- Caravan Access

OR

- Heavy Pedestrian Usage
- Wheelchair Access
- Cycle Paths
- Tow Paths

OR

****see back**
FIRE ACCESS LANES



GOLPLA® 38mm

SAND 10-20mm

FASTLAY
uPVC Geogrid

Existing topsoil for sustained grass growth

Existing subsoil draining to water table

Developed by **Hoofmark (UK) Ltd,** the ***FASTLAY*** system is changing the way the industry thinks of converting existing grassed areas into access roads, car parks, tow paths, etc. ***Fastlay*** construction requires no excavation *(subject to the condition of the site)* and therefore no need for heavy machinery or lorries for removal to tip – ***and therefore no Disposal Tax!***



Site prepared

The site is prepared by removal of all vegetation and making good. The appropriate geogrid *(see specification)* is then laid and bedded in coarse grit sand. **GOLPLA®** pavers are then laid, secured, soil-filled and seeded, with the edges feathered down to the surrounding grass.

If it is desired or necessary to retain existing ground levels, 50mm of turf may be removed as an alternative preparation.



Site complete

- Quick construction
- Minimal surface preparation
- No heavy machinery needed
- Very little waste to tip
- Easy access to underground services
- Quicker re-establishment of grass
- Site can easily be cleared and returned to its original condition

- ***Compliant with current practice on Sustainable Urban Drainage Systems (SUDS)***



Althorp Manor ready for soil-fill



Dunham Court Fire Lane



British Waterways

We are also proud to include

Chessington World of Adventure, Oxford University, Hever Castle, English Heritage, Derbyshire CC, Tynedale DC and National Trust

among our list of valued

FASTLAY

customers

SPECIFICATIONS

SOIL IN-FILL – Clean, friable, screened topsoil.

GOLPLA® PAVING SYSTEM



DESCRIPTION	PATENTED RIGID PAVING SYSTEM INCORPORATING HEXAGONAL CELLS AND INTERLOCKING IN BOTH DIRECTIONS
Nominal Dimensions (cover)	Length: 620mm Width: 300mm Depth: 38mm
Number per sq.m	5.45
Weight per sq.m	5.50 kg/m²
Colour	Green
Cells per Paver	60 Cell Width 63mm
Material	UV stable 100% recycled polypropylene (80%) & polyethylene (20%)
Load-bearing Capacity	Minimum 1000 kN/m²
Standard packaging	Shrink-wrapped on non-returnable pallets, each measuring approximately 1.2m x 1.1m x 0.95m, weighing approximately 180kg and containing 30.83m²
GOLPLA® Nails	245mm long H.D.P.E. round head to fit through cell. Box of 90
Demarcation inserts,White or Yellow	Hexagonal shape to fit in cell with retaining clip.

Independent Chemical and Load Bearing Test Reports available upon request

COARSE (SHARP) SAND

FASTLAY GRID – HD

APPLICATIONS	DESCRIPTION	EXTRUDED NET
• *Car Parking*	Polymer	UV stable H.D.P.P.
• *Access Roads*	Colour	White
• *Emergency Access*	Mesh Size	32 mm x 32 mm
• *Caravan Access etc.*	Unit Weight	400 g/m²
	Roll Width	4.75 m*
	Roll Length	50.0 m or 100.0 m
	Roll Weight	app 70 kg 0r 140 kg

*Rolls can be cut to suit

OR

FASTLAY GRID – PEDESTRIAN

APPLICATIONS	DESCRIPTION	EXTRUDED NET
• *Heavy Pedestrian*	Polymer	UV stable H.D.P.E.
• *Wheelchair Access*	Colour	Black
• *Cycle Paths*	Mesh Size	18 mm x 18 mm
• *Tow Paths*	Unit Weight	320 g/m²
• *Golf Courses, etc.*	Roll Width	1.2 m
	Roll Length	50.0 m
	Roll Weight	19.2 kg

****FIRE LANES & GROUND PROBLEMS**

A range of Geo-grids are available to support Fire Lanes or to combat local ground problems. A CBR test may be required to determine the final specification.

HOOFMARK (UK) LTD and their contractors accept no liability if due diligence and standard horticultural and civil engineering practices are not observed. It is the customer's responsibility to ensure that the advice of **HOOFMARK (UK) LTD,** or a qualified engineer, is sought to determine the suitability of the site for their purpose.

ARCHITECTS' SPECIFICATION SHEETS AND DETAILS OF THE GOLPLA® SYSTEM ARE AVAILABLE UPON REQUEST

GOLPLA® is the property of **FUNKE KUNSTSTOFFE GmbH** – Sendenhorst, Germany.
HOOFMARK (UK) LTD is the sole importer of **GOLPLA®** in the U.K. and Ireland.

QMS ISO 9002 REGISTERED FIRM GB7475

HOOFMARK UK LTD

First Floor, Unit 24,
Philadelphia Complex, Philadelphia
Houghton-le-Spring, Tyne & Wear DH4 4UG
Tel: 0191 584 5566
Fax: 0191 584 5577
Website: www.hoofmark.co.uk
Email: info@hoofmark.co.uk

01/03