GENERAL OUTLINE OF PROPOSED CONSERVATORY SHOWN - THIS TO BE CHECKED ON SITE BY THE APPOINTED CONTRACTOR

CONSERVATORY FLOOR - 150x50 RAFTERS AND BACK PLATE - SEE W.D. SPEC. MAXIMUM SPANS OF BEAMS IS 4.99m FOR ROOFS OVER THIS SPANS BUILD IN 100mm BRICK SLEEPER WALLS ON 900x225 mm FOUNDATIONS - INSULATE AS TO C.H.B. NOTE AND DPC TO LEVEL OF EXISTING FLOOR

REMOVE EXISTING TIMBER FRAMES AND SASH AND CASE - BRICK UP OPENING

REMOVE EXISTING WINDOW - CUT DOWN EARTHENWARE BELOW CILL AND FIT TIMBER FRAME AND SASH CONSIST WINDOW AS PER

REMOVE EXISTING WINDOW AND DOOR AND MAKE GOOD AREA WHERE EXISTING WALL IS REMOVED

RIDGE RAFTER 150 x 38 mm

RAFTERS - COMMON RAFTERS @ 400 mm CTRS

WEATHERING FIXED UP BY 150 mm CHANNELLED INTO PARAPET AND FIXED - TAPERED TO MIN 150 mm

SOFFITS FIXED WITH GLAZE BARS 25 mm CONTINUOUS VENT STRIPS

JOISTS RESTED ON WALL PLATE 12 mm CHIPBOARD BOARDING TO FORM CROSS BRACING BETWEEN JOISTS

FLOOR FROM 100 x 50 mm JOISTS AT 400 mm CTRS @ JOISTS WITH 18 mm CHIPBOARD FLOORING BOARDS

MAKE GOOD INTERNAL FINISHES AND REINSTATE WITH NEW 1st FLOOR WINDOWS

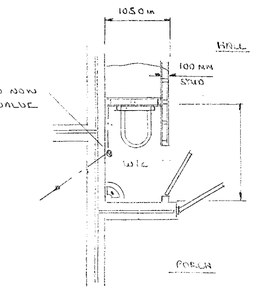

DETAIL OF UNDER STAIRS TOILET
SCALE 1:50

REMOVE EXISTING FIREPLACE AND BRICK UP OPENING

REMOVE EXISTING SECTION OF EXISTING WALL AND TAKE BRICKS INTO USE IN MAKING GOOD WHERE NEW OPENING IS TO BE - USE FULL COURSES AND MAKE GOOD AREA WHERE EXISTING WALL IS REMOVED

0923 9

REVISED PLAN

APPROVED



15/7/00

PROPOSED GROUND FLOOR PLAN

SHEET 3A of 6

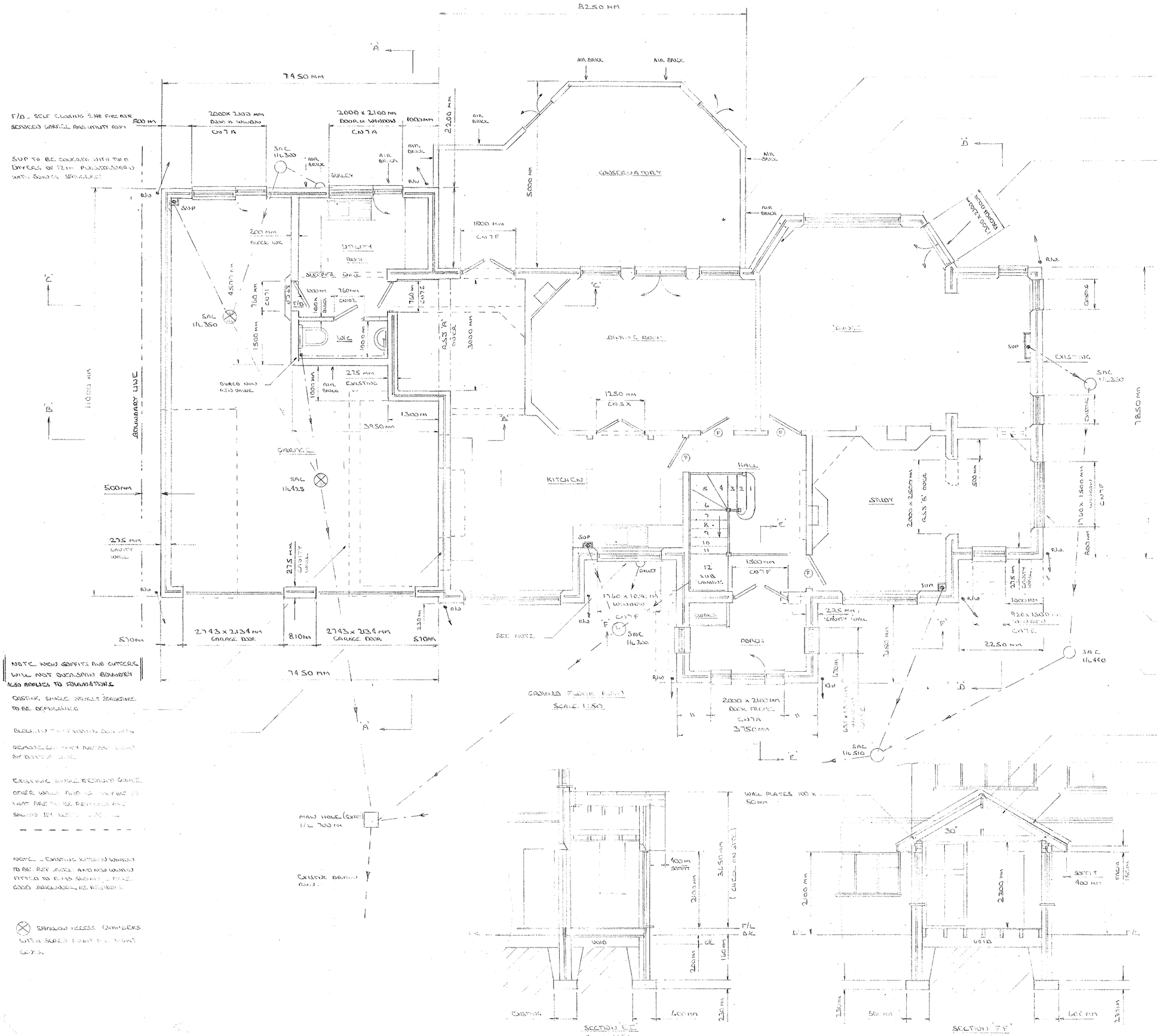

BLOCK PLAN

SCALE 1:200

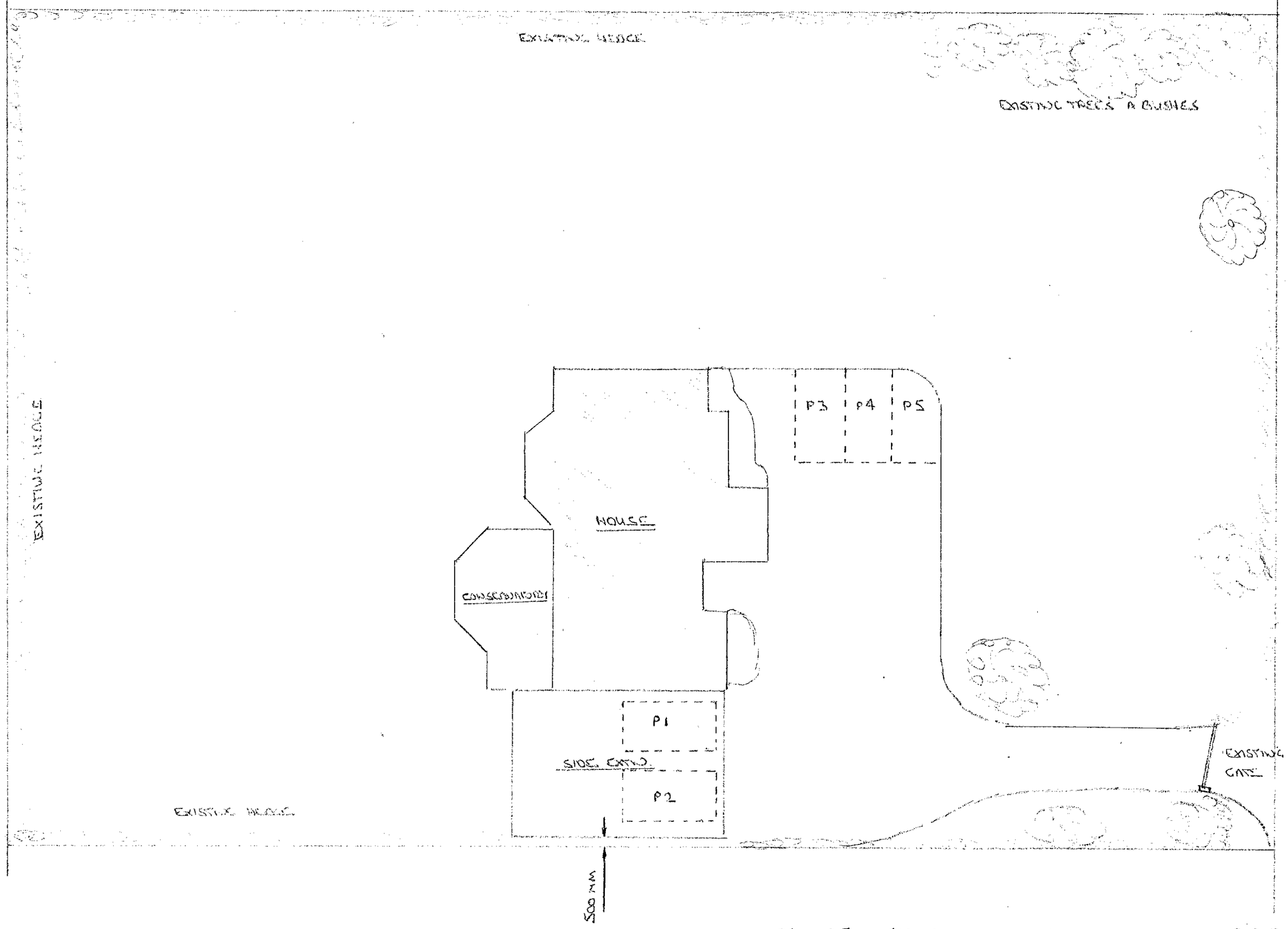

P1 - P5 SHOWS PARKING SPACES

0923

REVISED PLAN

APPROVED

PLANNING	HPT
POL	TLS
DC	ENF
APP	
CS	
18 APR 2000	
COPIES TO:	ACK:
	FILE:

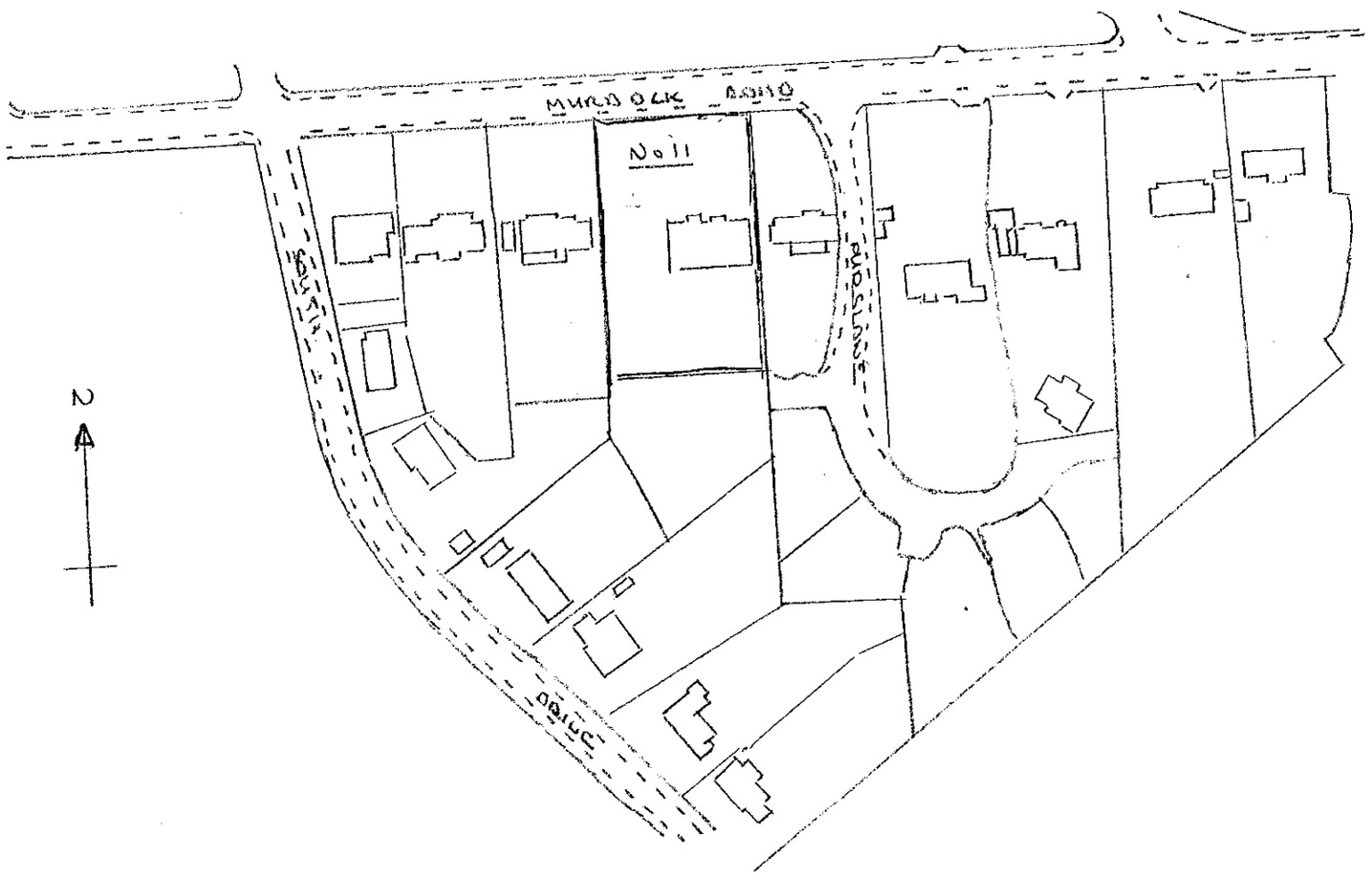

AREA PLAN

SCALE 1:1250

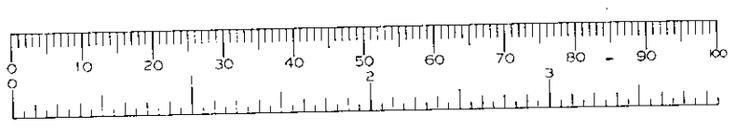

BLOCK PLAN SUPPLEMENT

SHOWING PARKING SPACES

D 13/5/00



REAR VIEW
SCALE 1:50



PROPOSED WEST ELEVATION
WEST SIDE VIEW
SCALE 1:50

13.MAR2000* 0923



PROPOSED EAST ELEVATION
EAST SIDE VIEW
SCALE 1:50

APPROVED

PROPOSED EAST/WEST
AND REAR ELEVATIONS

SHEET 2A&6



EXISTING FRONT VIEW
SCALE 1:100

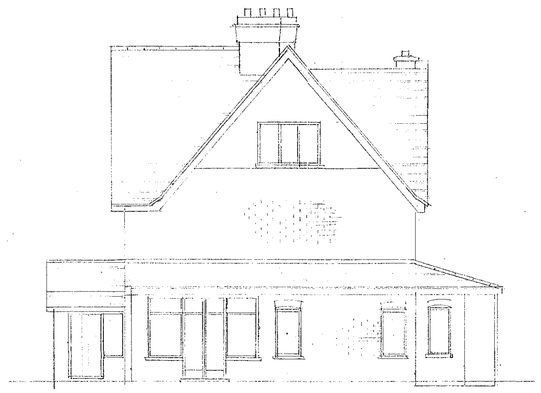

EAST ELEVATION
EXISTING ~~WEST~~ VIEW
SCALE 1:100



EXISTING REAR VIEW
SCALE 1:100

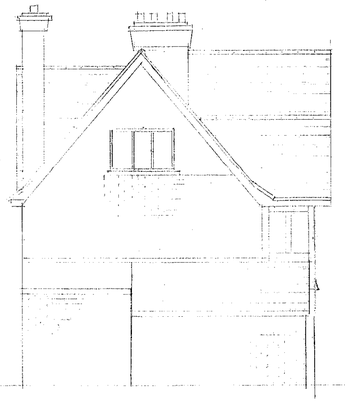

WEST ELEVATION
EXISTING ~~EAST~~ VIEW
SCALE 1:100



FRONT VIEW
SCALE 1:50

PLANNING	
POL	
DC	
APP	
CS	
20 MAR 2000	
COPIES TO:	ACK:
	FILE:

13.MAR2000* 0923

APPROVED

FOR
"THE JONES TRUST"
No.11 MURDOCK ROAD
WOKINGHAM
BERKSHIRE

PROPOSAL

TO BUILD A NEW GARAGE ON THE WEST SIDE OF THE EXISTING PROPERTY. THIS TO PROVIDE PARKING FOR THREE CARS AND TO HAVE A UTILITY ROOM INCLUDED TO THE REAR. A GUEST SUITE IS TO BE BUILT INTO THE ROOF [illegible] THE GARAGE. ON THE EAST FLANK THE EXISTING GROUND FLOOR IS TO BE EXTENDED UP TO 1ST & 2ND FLOOR LEVEL. A CONSERVATORY IS TO BE BUILT TO THE REAR. ACCESS TO THE DRIVE FROM THE ROAD IS TO BE [illegible] AND SAFETY

cf 18/5/00

EXISTING ELEVATION AND PROPOSED FRONT ELEVATION

SHEET 1A of 6

GABLE END WALLS ABOVE CEILING FLOOR TO BE FACED BRICKWORK MATCHING EXISTING.

SIDE WALL INSULATION WITH 75MM STYROFOAM WALLMATE BETWEEN OPENINGS OF TRUSSES, INSIDE FACE TO BE 12MM PLASTERBOARD

ANY CRIMPED BRACES OR WEBS TO BE REMOVED AND REINSERTED OR NOTED UNDER 12 ...

GABLE END WALLS ABOVE CEILING FLOOR TO BE FACED BRICKWORK MATCHING EXISTING.

SIDE WALL INSULATION WITH 75MM STYROFOAM WALLMATE BETWEEN OPENINGS OF TRUSSES, INSIDE FACE TO BE 12MM PLASTERBOARD

ANY CRIMPED BRACES OR WEBS TO BE REMOVED AND REINSERTED OR NOTED UNDER 12 ...

1ST FLOOR PLAN
SCALE 1:50

PIERCE GABLE END WALL TO FORM OPENING 1000 x 2000MM - FIT CW7E LIGHTS OVER.

REMOVE EXISTING SPLIT WINDOWS AND RELAYUP INTO A SINGLE UNIT ON SAMPLE - INSTALL MAIN NEEDS TO BE REINFORCED AS REQUIRED

75MM STYROFOAM CEILING MATE INSTALLED UNDER

REMOVE TILE ROOF TRUSSES AT 900MM CENTRES - NEW ROOF TRUSSES

75MM STYROFOAM CEILING MATE INSULATION.

SOFFITS TO BE FITTED WITH GUSE WALL 75MM CONTINUOUS VENT STRIPS

EXISTING WALLS WITHIN GARAGE TO BE TAKEN UP TO UNDERSIDE OF FLOOR AND FIRESTOPPED

SECTION 'CC'
SCALE 1:50

ROOF TRUSSES AT 900MM CENTRES

INFILL WEB MAY BE REQUIRED ON TRIMMED END OF TRUSSES

EXISTING BEAM - UNDER IN

HANGERS FOR LAMINATED SUPPORT OF ROOF TRUSSES

NEW R.S.J REQUIRED TO CARRY LOADS FROM ROOF TRUSSES OVER WIDTH OF TV ROOM

BRICK, SLAB AND BLOCK FLOOR. SEE STRUCTURAL SPEC

EXISTING SPECIAL OR TIMBER FLOOR

EXISTING FLOOR BOARDS TO BE REMOVED BACK TO SOUND AND WELL SUPPORTED

SECTION 'DD'
SCALE 1:50

RIDGE BATTEN 200 x 38 MM

HANGERS FOR RIDGE 125X50 MM

ROOF DEAT TILES AT 1200 MM CTRS

75MM STYROFOAM ROOFMATE.

JACK RAFTERS AND CEILING JOISTS 125 x 50 MM AT 400 MM CTRS.

PURLINS 200 x 100 MM SUPPORTED ON TO SIT ON ROUNDED TOP OF GABLE END WALL - SHAPED TO WALL WITH MAX SPAN 3.5M AND TO LINE AGAINST BRICKWORK

ROOF BOLTS AT RAFTER JOINTS WITH 12 MM METAL STRAPPING BOLTS WITH DOUBLE SIDED METAL CONNECTORS

WALL PLATES 100 x 50 MM

SOFFITS TO BE FIXED WITH GUSE WALL 75MM CONTINUOUS VENT STRIPS

FLOOR JOISTS 225 x 63 MM AT 400 MM CTRS - BRACE WITH 32 x 125 MM HERRING BONE BRACING

EXISTING TIMBER FLOOR

PROPOSED 1ST FLOOR PLAN

SHEET 4 OF 6

13/5/00

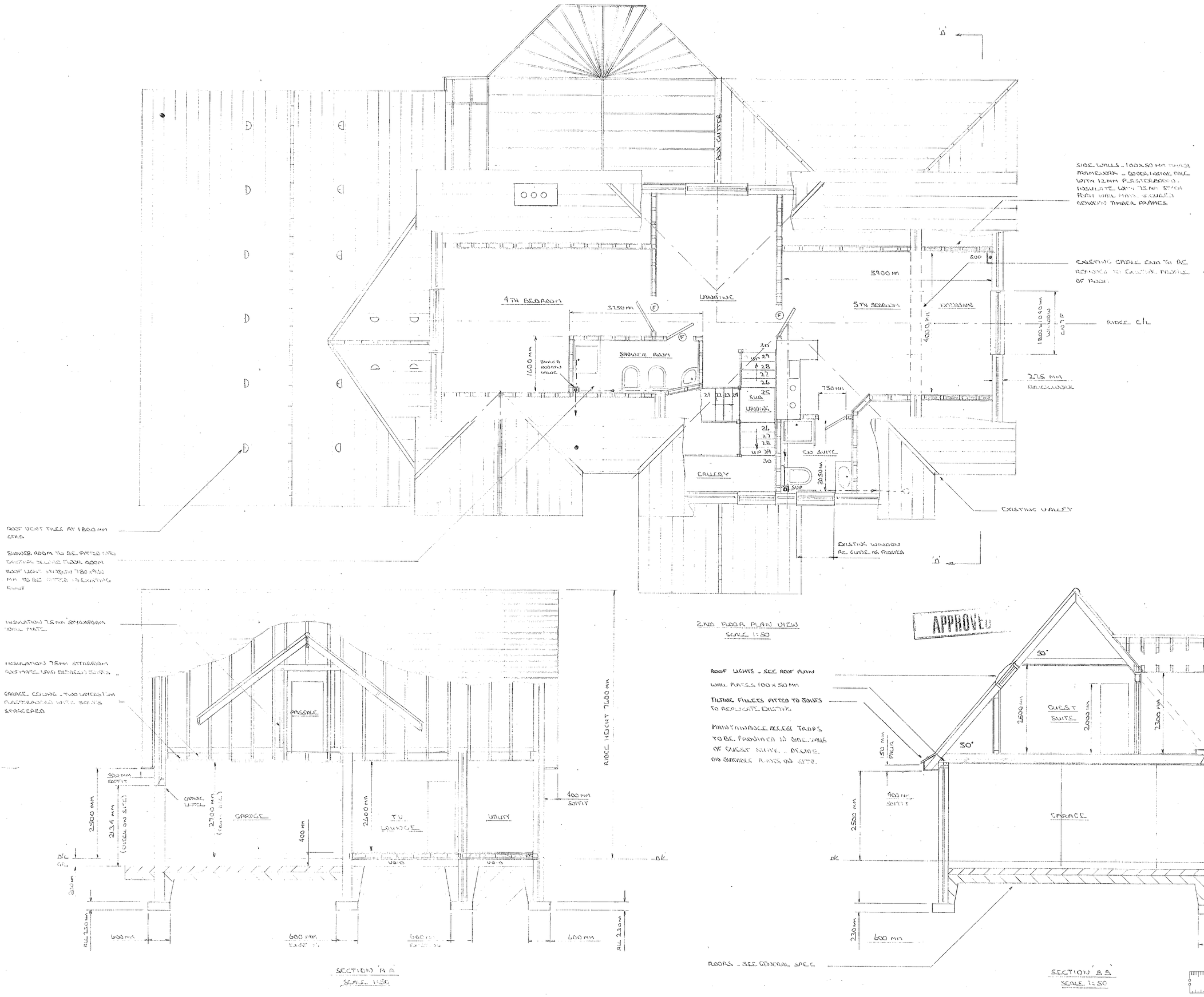
'D'
BOX GUTTER
SIDE WALLS - 100x50 mm TIMBER FRAMEWORK - CEDAR LAPPING RAIL WITH 12mm PLASTERBOARD. INSULATE WITH 75mm STICK RAIN WALL PANEL & CURVED BENDING TIMBER FRAMES
EXISTING CRIPPLE END TO BE REMOVED TO EXISTING PROFILE OF ROOF
4TH BEDROOM
3750 mm
UNDERSIDE
5TH BEDROOM
5900 mm
SUP
4000 mm
1800 x 1040 mm WINDOW
RIDGE C/L
2775 mm BRICKWORK
1600 mm
BUILT IN ROBES UNDER
SHOWER ROOM
750 mm
SUB UNDER
GALLERY
END SUITE
2050 mm
SUP
EXISTING VALLEY
ROOF VENT TILES AT 1800 mm CRES
SHOWER ROOM TO BE FITTED INTO EXISTING SECOND FLOOR ROOM
ROOF LIGHT WINDOW 780 x 980 mm TO BE FITTED IN EXISTING ROOF
EXISTING WINDOWS RE-USED AS FRAMED
'D'
2ND FLOOR PLAN VIEW
SCALE 1:50
INSULATION 75mm STICKBOARD WALL PARTS
INSULATION 75mm STICKBOARD (OUTSIDE WALL BETWEEN) SLOPES
GARAGE CEILING - TWO LAYERS 12mm PLASTERBOARD WITH SEAMS STAGGERED
PASSAGE
RIDGE HEIGHT 7600 mm
400 mm SOFFIT
GARAGE LEVEL
2500 mm
2134 mm (CHECK ON SITE)
2700 mm (FROM G.L.)
GARAGE
400 mm
2600 mm
T.V. LOUNGE
UTILITY
D/C
G.L.
300 mm
UB10
UB10
ALL 230 mm
600 mm
600 mm
600 mm
SECTION A-A
SCALE 1:50
ROOF LIGHTS - SEE ROOF PLAN
WALL PLATES 100 x 50 mm
TILTING FILLETS FITTED TO JOISTS TO REPLICATE EXISTING.
MAINTAINANCE ACCESS TRAPS TO BE PROVIDED IN SIDE WALLS OF GUEST SUITE - REFER TO SAMPLES PLACED ON SITE.
ROOFS - SEE GENERAL SPEC
APPROVED
50°
GUEST SUITE
2500 mm
2000 mm
2300 mm
PASSAGE
2000 mm
150 mm FASCIA
PLEASE NOTE TO FURR BRICKWORK - SEE 1ST FLOOR PLAN - AND TO STEEL CRIPPLE LINTEL
13.MAR2000 0923
STEP DOWN TO LOWER PASSAGE 300 mm
JOIST HANGERS AT THIS END OF TRUSSES
2500 mm
400 mm SOFFIT
GARAGE
KITCHEN
D/C
230 mm
600 mm
EXISTING
230 mm
SECTION B-B
SCALE 1:50
COPIES TO:
ACK:
APPROVED
2nd FLOOR PLAN
SHEET 5A OF 6
9/5/00

SUPERSEDED

7450 MM.

REAR VIEW

SCALE ~~1:50~~

SUPERSEDED

13.MAR2000* 0923

SUPERSEDED



FRONT VIEW
SCALE 1:50

SUPERSEDED

"THE

No1

1D - SELF CLOSING ½ NR FIRE DOOR SOCKO GARAGE AND UTILITY ROOM

UP TO BE COVERED WITH TWO LAYERS OF 12mm PLASTERBOARD WITH JOINTS STAGGERED

7450 mm
~~7750~~ mm

2000 x 2100 mm DOOR & WINDOW
CW7F
1000 mm

2000 x 2100 mm DOOR & WINDOW
CW7A
1000 mm

2200 mm

5000 mm

AIR BRICK

AIR BRICK

AIR BRICK

GULLY

RW

SVP

SAC
1/L300

200 mm
BLOCK WK

UTILITY
ROOM

SLEEPER WALL

4500 mm

760 mm
CW7F

STEPS

1000 mm
RAMP

760mm
CW102

1760 mm
CW7E

SAL
1/L350

1500 mm

WIC

1000 mm

ASS 'A'
DOOR

3000 mm

11000 mm

DURCO NON
RETURN VALVE

1000 mm

AIR BRICK

275 mm
EXISTING

1300 mm

3950 mm

GARAGE

SAL
1/L425

275 mm
CAVITY
WALL

275 mm
CAVITY
WALL

RW

RW

2743 x 2134 mm
CW102 DOOR

2743 x 2134 mm
CW102 DOOR

230 mm

270 mm

100 mm

670 mm

SEE NOTE

7450 mm
~~7750~~ mm

DISTRIC[illegible]
DOES NOT APPLY

BLOCKED [illegible]
REMOVE [illegible]
BOTTOM [illegible]

GROUND
S

SUPERSEDED
BY SHEET 3A

0 10 20 30 40 50 60 70 80 90 100
0 2 3

GENERAL OUTLINE OF PROPOSED CONSERVATORY SHOWN _ THIS TO BE DESIGNED AND BUILT BY AN APPROVED CONTRACTOR
CONSERVATORY FLOOR _ BISON N.B BEAM AND BLOCK FLOOR _ SEE WEB SPEC. MAXIMUM SPAN OF BEAMS IS 4.49 M FOR RUNS OVER THIS SPAN BUILD IN 100 MM BRICK SLEEPER WALLS ON 400 X 250 MM FOUNDATIONS
REMOVE EXISTING WINDOW _ CUT DOWN BRICKWORK BELOW CIL AND FIT FRENCH DOOR
8250 MM
7450 MM
F/D _ SELF CLOSING ½ HR FIRE DOOR BETWEEN GARAGE AND UTILITY ROOM
800 MM
2000 X 2100 MM DOOR & WINDOW
CN7A
1000 MM
2200 MM
SUP TO BE COVERED WITH TWO LAYERS OF 12 MM PLASTERBOARD WITH JOINTS STAGGERED
SAC I/L 300
AIR BRICK
GULLEY
R/W
SUP
200 MM BLOCK WK
UTILITY ROOM
SLEEPER WALL
1500 MM
CN7F
CONSERVATORY
5000 MM
AIR BRICK
1300 X 2100 MM FRENCH DOOR
760 MM
CN71
STEP
F/D
1000 MM
1000 BLOCK
CN102
CN7E
SAC I/L 350
4500 MM
W/C
RSJ 'A' OVER
3000 MM
DINING ROOM
LOUNGE
SUP
EXISTING
SAC I/L 350
1500 MM
DURCO NON RTN VALVE
275 MM EXISTING
1000 MM
1300 MM
3950 MM
1250 MM
CN5X
11000 MM
7850 MM
GARAGE
SAC I/L 425
KITCHEN
HALL
STUDY
2000 X 2500 MM RSJ 'B' OVER
500 MM
1760 X 1500 MM WINDOW CN7F
800 MM
275 MM CAVITY WALL
R/W
SUP
GULLEY
1760 X 1050 MM WINDOW CN7F
SAC I/L 300
12 SUB LANDING
1500 MM CN7F
CLOAKS
PORCH
275 MM CAVITY WALL
1000 MM
920 X 1500 MM WINDOW
2250 MM
SAC I/L 440
2743 X 2134 MM GARAGE DOOR
810 MM
2743 X 2134 MM GARAGE DOOR
570 MM
230 MM
SEE NOTE
GROUND FLOOR PLAN
SCALE 1:50
2150 MM
670 MM
2000 X 2100 MM DOOR FRAME CN7A
3750 MM
SAC I/L 510
EXISTING SINGLE STOREY STRUCTURE TO BE DEMOLISHED
MAN HOLE (EXIST) I/L 700 MM
EXISTING DRAIN RUN
NOTE _ EXISTING KITCHEN WINDOW TO BE REPLACED AND NEW WINDOW FITTED TO DIMS SHOWN _ MAKE GOOD BRICKWORK AS REQUIRED
SHALLOW ACCESS CHAMBERS
1050 MM
HALL
100 MM STUD
DURCO NON RTN VALVE
W/C
PORCH
DETAIL OF UNDER STAIRS TOILET
SCALE 1:50
WALL PLATES 100 X 50 MM
400 MM SOFFIT
2100 MM
3650 MM (CHECK ON SITE)
F/L
D/C
VOID
G/L
200 MM
160 MM
EXISTING
400 MM
230 MM
SECTION 'EE'
SCALE 1:50
30°
2100 MM
2300 MM
SOFFIT 400 MM
FACIA 150 MM
VOID
600 MM
230 MM
SECTION 'FF'
SCALE 1:50
RIDGE RAFTER 150 X 32 MM
JACK RAFTERS _ CEILING JOISTS & BINDER _ 100 X 50 MM AT 400 MM CTRS
WEATHERING TURNED UP BY 150 MM
150 MM
SOFFITS FITTED WITH GLIDE VALS 25 MM CONTINUOUS VENT STRIPS
JOISTS
FLOOR FROM 100 X 50 MM JOISTS AT 400 MM CTRS
20 MAR 2000
COPIES TO:
ACK:
FILE:
13.MAR2000* 0923
SUPERSEDED
GROUND FLOOR PLAN
SHEET 3A OF 6

GABLE END WALLS ABOVE CEILING FLOOR TO BE FROM BRICKWORK RENDERED ON OUTSIDE.

SIDE WALL INSULATION TO BE STRATAFOAM WALLMATE BETWEEN BATTENS OF TIMBER FRAME. WALL TO BE 11mm PLASTERBOARD

ANY CHANGES BREAKS OR JOINTS TO BE REVISED WITH LOCAL AUTHORITY BEFORE CONSTRUCTION

8500 mm

EXISTING VERANDAH CUT BACK TO ALLOW FOR EXTENSION

1769 x 1050 mm WINDOW CASTLE

'A'

'D'

'C'

'B'

'E'

'F'

920 x 1200 WINDOWS FROSTED CASTLE

1000mm

ENSUITE BATHROOM

500

1000 mm

100 mm STUD WK

760 mm

2250 mm

WALK IN WARDROBE

2700 mm

760 mm

3000 mm

2 yrs BEDROOM

1900 mm

LINEN CUPBOARD

1400 mm

WARDROBE

760 mm

PASSAGE

STEP DOWN

MASTER BEDROOM

2250 mm

EN SUITE BATHROOM

500

900 mm CASTLE

900 mm CASTLE

900 mm CASTLE

100 mm

4050 mm

200 mm BLOCK WK

7850 mm

920 x 1200 mm WINDOWS FROSTED CASTLE

920 x 1200 mm WINDOWS FROSTED CASTLE

PASSAGE

LAUNDRY

320mm

2025 mm

GUEST SUITE

5000 mm

2000 mm

100 mm STUD

800 mm

BATHROOM

3rd BEDROOM

3100 mm

3100 mm

WARDROBE

GYMNASIUM

WALK IN WARDROBE

12250 mm CASTLE

3050 mm

275 mm CAVITY WALL

1000mm

42500 mm

1900 mm

1000mm

2300 mm

C/L

1769 x 1200 mm WINDOW CASTLE

275 mm CAVITY WALL

2000 x 1050 mm WINDOW FROSTED CASTLE

920 x 1200 WINDOWS FROSTED CASTLE

1st FLOOR PLAN

SCALE 1:50

PICKET GABLE END WALL TO RUN SPACING 1000 x 2000mm - FIT CASTLE UNITS OVER

REMOVE EXISTING SPLIT VERANDAH RE-BUILD INTO A SINGLE UNIT AS SHOWN - SMALL AMT NEEDED TO BE REFUSED RE-USED

75mm STRATAFOAM CEILING MATE INSULATION

ROOF TILES ROOF TRUSSES AS EXIST - SEE ELEVATIONS

75mm STRATAFOAM CEILING MATE INSULATION.

SOFFITS TO BE FITTED WITH CLOSE WALL 75mm CONTINUOUS VENTIRAS

EXISTING WALLS WITHIN GARAGE TO BE TAKEN UP TO UNDERSIDE OF FLOOR AND FIRE STOPPED

ENSUITE BATHROOM

GARAGE

LAUNDRY ROOM

TV ROOM

2500 mm

2000 mm

2000 mm

2300 mm

D/C

G/L

200 mm

230 mm

600 mm

600 mm

EXISTING

EXISTING

INFILL WEB MAY BE REQUIRED ON TRIMMER OVER OPENINGS

EXISTING BEAM - UNDERSIDE

WALL PLATES FOR TIMBER SUPPORT OF ROOF TRUSSES

NEW BEAM REQUIRED TO CARRY LOADS FROM ROOF TRUSSES OVER WIDTH OF TV ROOM

BEAM FROM BRICK FLOOR SEE GENERAL SPEC

EXISTING SPAN OF TIMBER FLOOR

EXISTING FLOOR BEARERS TO BE STRENGTHENED WITH NEW TIMBER

SECTION 'C-C'

SCALE 1:50

RIDGE PURLIN 200 x 38 MM

HANGERS AND RAFTER 125 x 50 MM

ROOF VENT TILES AT 1200 MM CTRS

75MM STRATAFOAM ROOFMATE

RAFTERS AND CEILING JOISTS 125 x 50 MM AT 400 MM CTRS

PURLINS 250 x 100 MM - INVERTED TEE TO SIT ON ACHIEVING SECTION OF RIDGE CAP OR L - BRACE TO WALL WITH MILD STEEL STRAPS TO RESIST AGAINST DISPLACEMENT

BOLT BOLTS AT INTERVALS 1200 MM 12 MM MILD GALVANISED BOLTS SET DOUBLE STEEL PLATE WASHERS BETWEEN TIMBER

WALL PLATES 100 x 50 MM

13.MAR2000* 0923

SOFFITS TO BE FITTED WITH CLOSE WALL 75MM CONTINUOUS VENT STRIPS

FLOOR BOLTS 225 x 12 MM AT 400 MM CTRS - BOLTED WITH 32 x 12 MM WASHERS BOLTS GALVANISED

2 MAR 2000

COPIES TO: | ADX: FILE:

SUPERSEDED

1ST FLOORPLAN

SHEET 9 OF 6

STUDY

LOUNGE

ENSUITE BATHROOM

WALK IN WARDROBE

SITTING EXTENSION

2400 mm

1350 mm

150mm TRUSS

150mm TRUSS

400 mm SOFFIT

400 mm SOFFIT

2750 mm

5150 mm

2200 mm

2454 mm

2200 mm

5150 mm

D/C

G/L

600 mm

EXISTING

EXISTING

236 mm

SECTION 'D-D'

SCALE 1:50

0 10 20 30 40 50 60 70 80 90