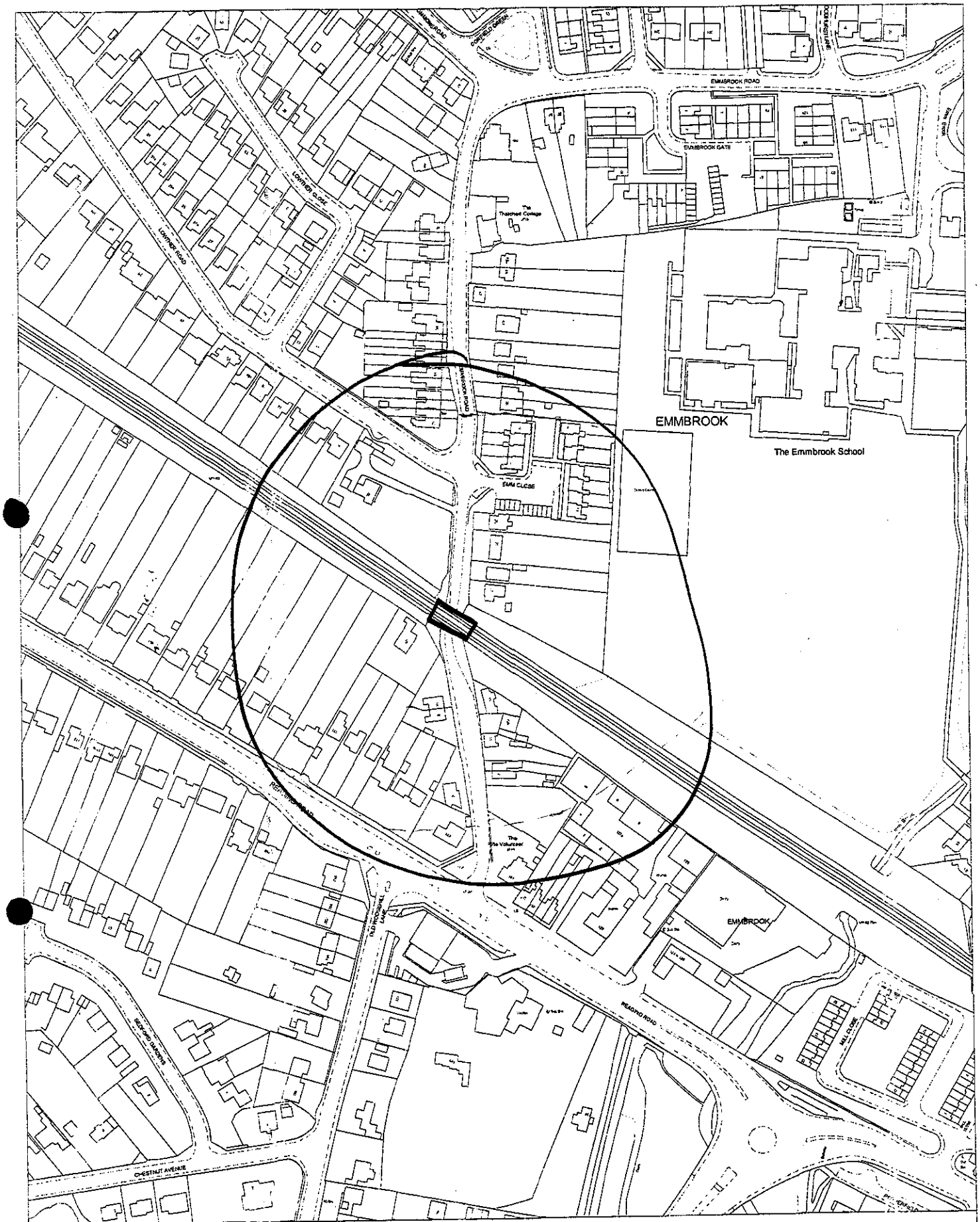

Site Plan, Scale: 1 to 2500

This copy has been produced specifically for the map return scheme purposes only. No further copies may be made.

This map is reproduced from Ordnance Survey material with the permission of Ordnance Survey on behalf of the Controller of HMSO Office. © Crown Copyright. Wokingham District Council, Licence No. LA086134

Date: 27 August 2002

N
W E
S

RAIL/2002/7457

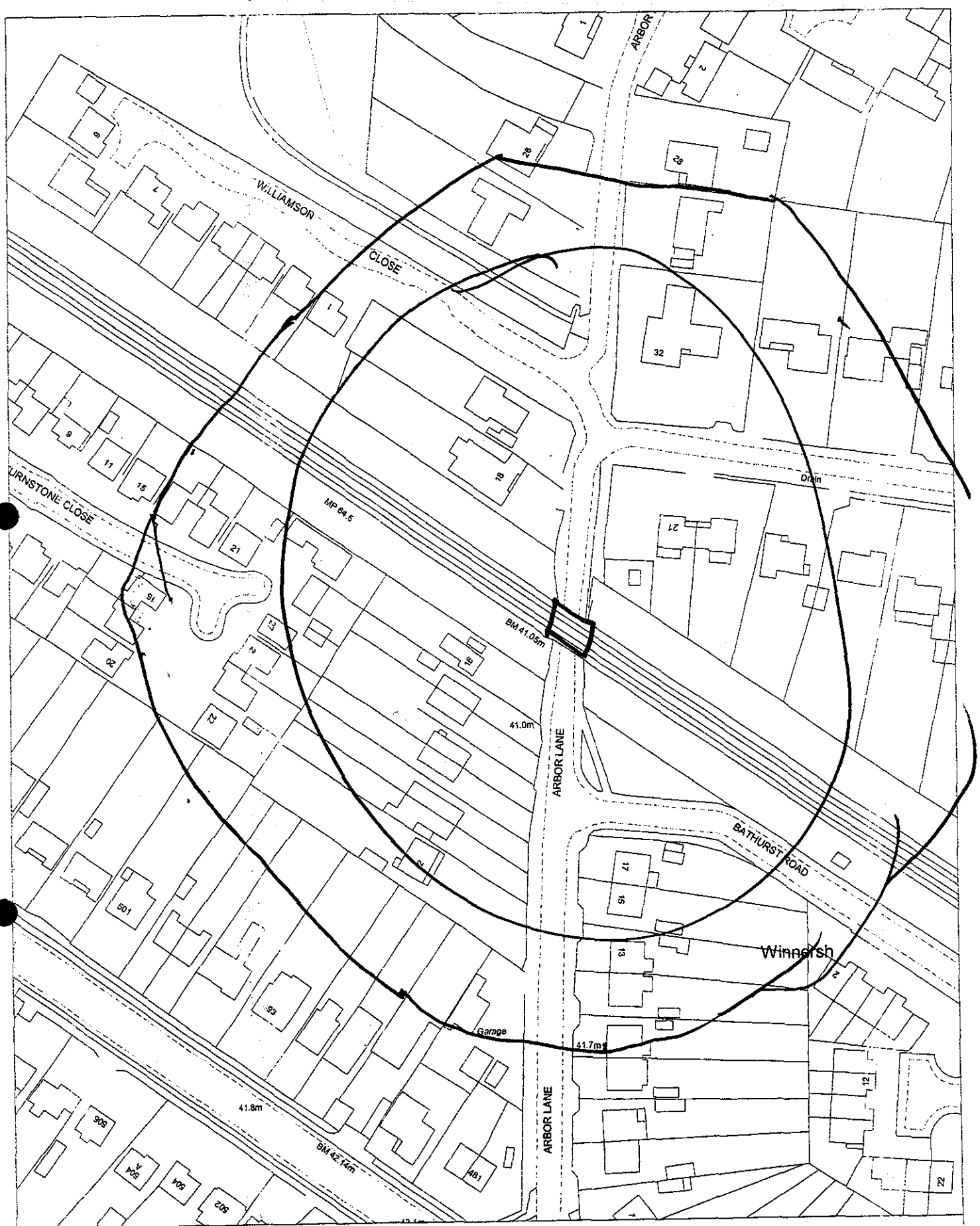

Site Plan, Scale: 1 to 1250

This copy has been produced specifically for the map return scheme purposes only. No further copies may be made.

This map is reproduced from Ordnance Survey material with the permission of Ordnance Survey on behalf of the Controller of HMSO Office. © Crown Copyright. Wokingham District Council, Licence No. LA086134

Date: 27 August 2002

N
W E
S

RAIL | 2002 | 7458

© Copyright Scott Wilson

DO NOT SCALE

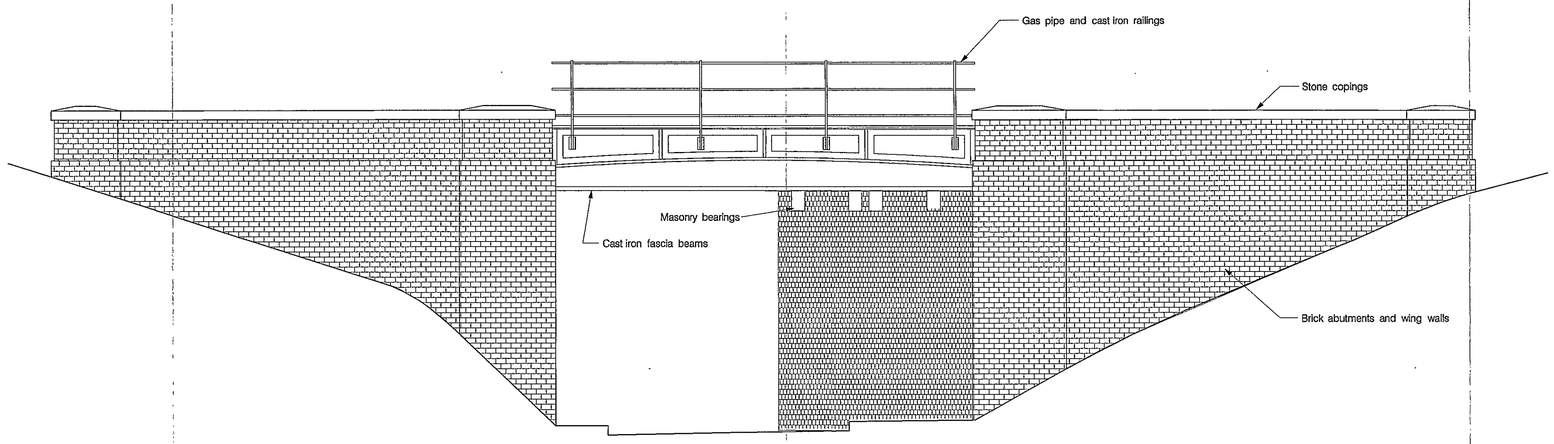

EXISTING BRIDGE
ELEVATION ON UP SIDE
Scale 1:50

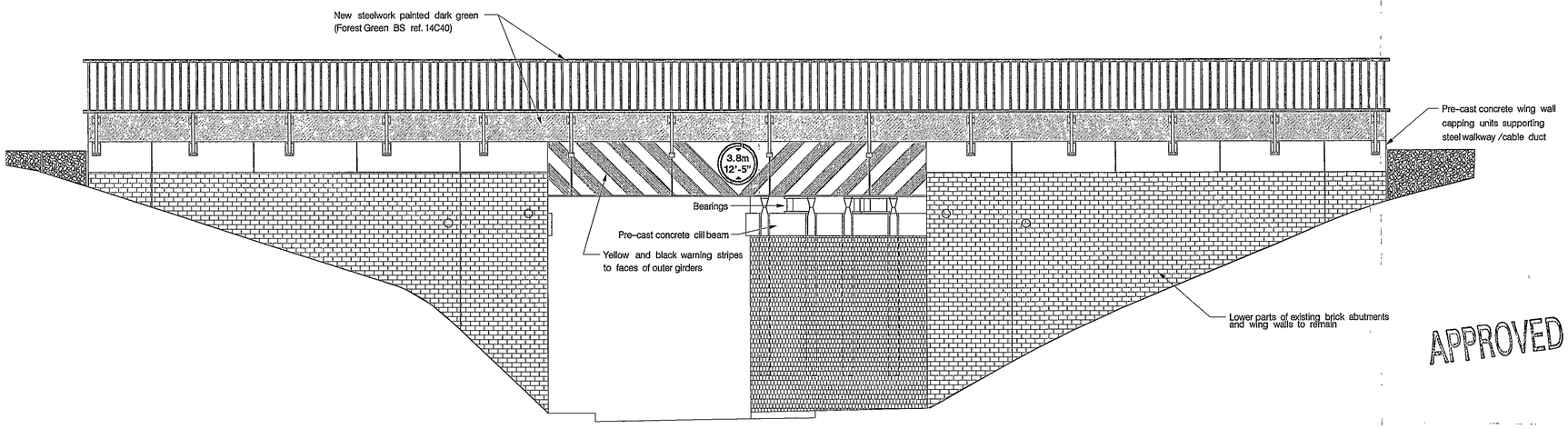

PROPOSED NEW BRIDGE
ELEVATION ON UP SIDE
Scale 1:50

APPROVED

16 AUG 2002

COMMENTS | ACK | FILE

Reproduced from the Ordnance survey map with the permission of the controller of her majesty's stationary office Crown copyright Scott Wilson Railways. Licence number AL51490A0001

Site of Works
O.S. grid ref SU 797697

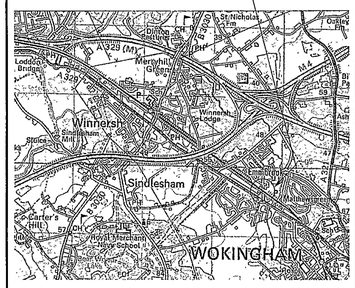

Rev	Date	Description of Revisions	By	Chkd	Appd
P02	21.05.02	Paint colours and location plan	JGH	WGH	GS-G
P01	13.05.02	Revised new elevation	JGH	WGH	GS-G

Issue Status:
PRELIMINARY

Client:
Railtrack Southern Zone
Construction Partnership
The Carriage Shed,
Effingham Junction,
Effingham, Surrey, KT24 5JY

Construction Partnership
RAILTRACK

Scott Wilson Railways
Western House
1 Holbrook Way
Swindon
SN1 1BY
www.scott-wilson.com

Drawn: JGH	Checked: WGH	Approved: GS-G
Date: 3.5.02	Date: 3.5.02	Date: 3.5.02

Description:
BRIDGE No. 19 /1383
EMMBROOK ROAD
COMPARATIVE ELEVATIONS
OF EXISTING AND NEW BRIDGES

Job Manager:	David Hubie	Email:	david.hubie@swrail.com
Project No:	A010271	Telephone:	01793 515935
ELR/Mileage:	RDG2 /62m 73c	Scale:	AS SHOWN

File: \\calcium-sw\projects\A010xxx\A0102xx\A010271\CAD\dwgs\cv\A010271CVD1003P02.dgn

Printed on 22/05/2002 at 12:28:28 by johnhe

Drawing No: A010271–CV–D–1003

Revision: P02

All changes to this CAD generated drawing MUST be made via the master CAD file.

Original Size: A1