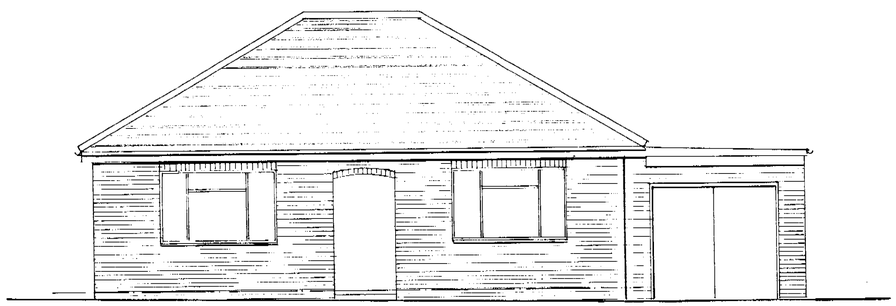

EXISTING FRONT ELEVATION.

NOTES:

FOUNDATIONS:
EXCAVATE FOR NEW FOUNDATION TO A DEPTH TO GIVE ADEQUATE SOIL BEARING PRESSURE FOR THE LOADS TO BE APPLIED BUT TO A MIN. DEPTH OF 1000 OR TO EXISTING HOUSE FOUNDATIONS. LAY 600 x 300 CONCRETE FOUNDATION ON LEVEL BED OF FAIRLY CONCRETE BLOCK WALL LAID ISO BED JOINT TO WITHIN 75 OF EXISTING GROUND LEVEL.
GROUND FLOOR SLAB.
ON SAND & CEMENT SCREED ON POLYTHENE VAPOUR CONTROL LAYER, ON 75 THICK POLYFOAM PLUS INSULATED EDGES TO 100 CONCRETE SLAB ON VISQUEEN DPM TURNED UP WALL TO MARRY WITH NEW & EXIST. DPC's. TO FORM BUNDING OF 150 WALL CONSOLIDATED HARDCORE. ALL TO GIVE U=0.25 U VALUE.
WALLS.
RAISE NEW WALLS AS SHOWN & CAVITIES. WALL TO BE FACING BRICK TO MATCH EXISTING, 50 RESIDUAL CAVITY, POLYFOAM PLUS CAVITY BOARDS 125 THICK, LIGHTWEIGHT BLOCKWORK (DENSITY 1600 kg/m³) AND LIGHTWEIGHT PLASTER FINISH TO INTERIOR. ALLOW FOR TIEPMARATE CAVITY CLOSURES IN ALL OPENINGS. WALL TIES WITH RETAINING DISCS @ 900 c/c x 450 HIGH STAGGERED. AT WALL JUNCTION WITH EXISTING INCLUDE FOR WALL CHANNELS & ANCHORS, ALLOW FOR 'LEADCOR' OR SIMILAR UPC WITH RECOMMENDED LAPS. POINTING TO MATCH EXISTING.

ROOF.
REMOVE AS NECESSARY EXISTING ROOF TILES, BATTENS & FELT & SET ASIDE TILES FOR RE-USE. FORM HIPPED GABLE ROOF AS 100 x 47 RAFTERS, STRUTS AND CEILING JOISTS ETC. GRADE SC3 TIMBER. ALL AS SHOWN & ALLOW FOR CEILING JOISTS TO BE 3000 LONG WITH 300 OF LENGTH OVERLAP TO EXISTING & FASTEN TOGETHER @ 600 c/c. ALLOW FOR 75x100 WALL PLATES ON TOP OF NEW CAVITY BEARING TYPE LINTELS x 3300 lg GIVING MIN OF 150 BEARING AT EACH END OVER NEW OPENING.
ALLOW FOR BREATHEY TYPE ROOFING FELT, 25x38 TREATED BATTENS & MATCH TILES TO MATCH EXISTING. INCLUDE FOR SOFFIT & LEAD FLASHINGS & VERGETS ETC. FORM EAVES & GABLE AS SHOWN & TREAT CEILING AREA TO RAY UNDER SOFFITS & CEILING WITH 150 FOIL BACKED PLASTERBOARD & TAPE JOINTS & FINISH WITH SKIM COAT PLASTER. PROVIDE 4 No @ 3300 c/c PVCU & UPVC VENTILATORS TO SOFFIT OR EAVES & ALLOW FOR 100 GROUND WOOL POLYFOAM INSULATION BETWEEN PROP CEILING JOISTS & 150 CROSS LAYER ACROSS.
FINISH GABLE WITH UPVC FACIA BARGE BOARD ETC. & TAR PITCH TO MATCH EXISTING.
REMOVE & RE-SHAPE LENGTH OF GUTTER TO EACH SIDE OF BAY & CONNECT TO EXISTING.
ALLOW FOR ALL NECESSARY STRAPS, FRAMING ANCHORS & SEALANTS ETC. AS FIG. A½ LATERAL SUPPORT OF EAVE LEVEL.

WINDOWS:
ALLOW FOR UPVC WINDOWS TO BAY ALL TO MATCH EXISTING & WITH DOUBLE GLAZING UNITS WITH 12mm GAP RETAINED GLASS. ALLOW FOR UPVC EXTRUDED SILL & FASCIA BOARD TO FRAMING OVER.
GENERAL
CHECK ALL DIMENSIONS ON SITE & REPORT ANY VARIATIONS TO ARCHITECT.
ALL WORK & WORKMANSHIP, MATERIALS & FITTINGS TO MATCH EXISTING AS FAR AS POSSIBLE & TO BE TO CURRENT B.S.'s, LOCAL AND NATIONAL BUILDING REGULATIONS & CODE OF PRACTICE.
ALLOW FOR MAKING GOOD ALL EXISTING STRUCTURE WHERE DAMAGED OR DISTURBED.
MAKE EXISTINGS & INTERNAL WALLS TO MATCH EXISTING.
ALL GLAZING TO COMPLY WITH PART N OF THE BUILDING REGULATIONS.

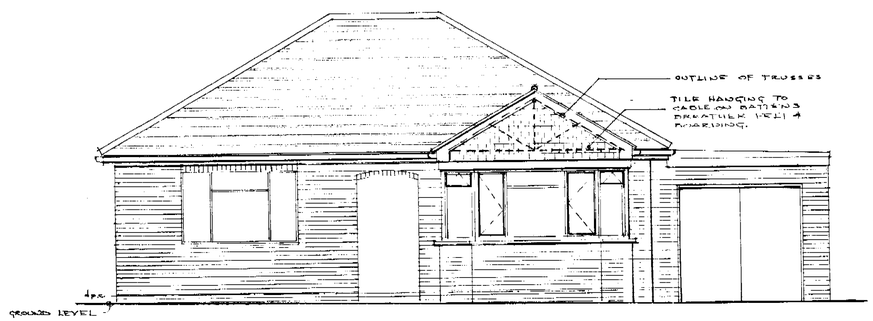

PROPOSED FRONT ELEVATION.

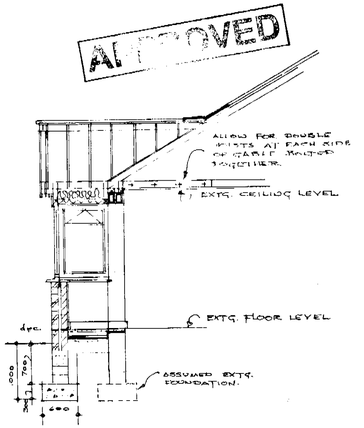

SECTION THRO' BAY.

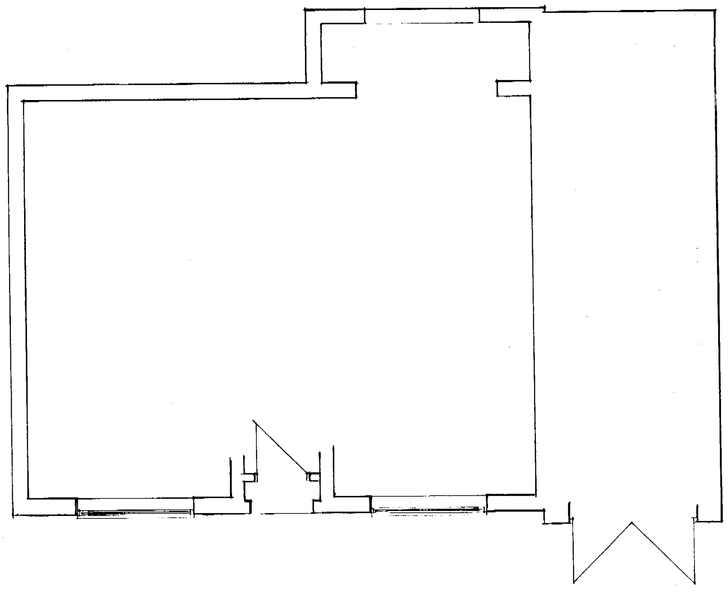

FLOOR PLAN.

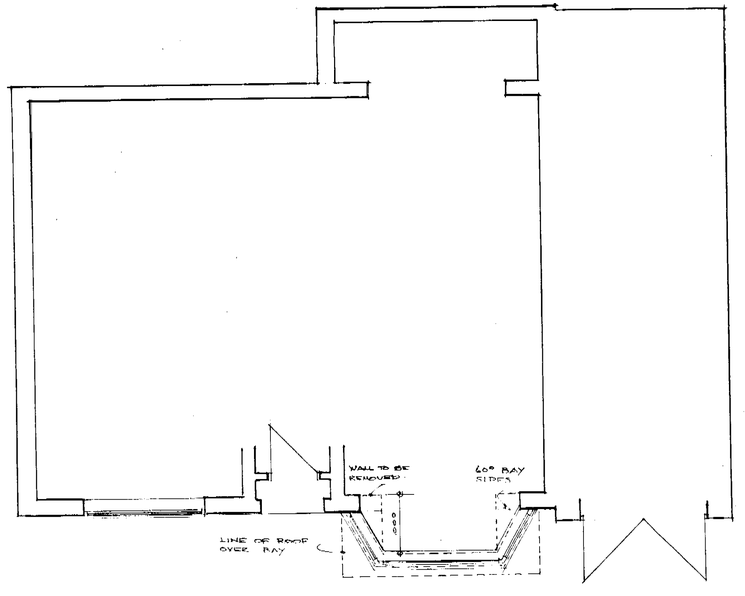

FLOOR PLAN.

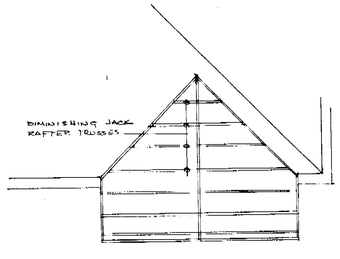

ROOF OVER BAY.

PROPOSED BAY WINDOW @ 38, PARK VIEW DRIVE NORTH, CHARVIL, for MRS. J. GREENWOOD.

SCALE : 1:50
DATE : APRIL '02
DRWG. No. WL/5/02.

W. LONGSTAFF
ARCHITECT
0118 944 9158

29/4/02