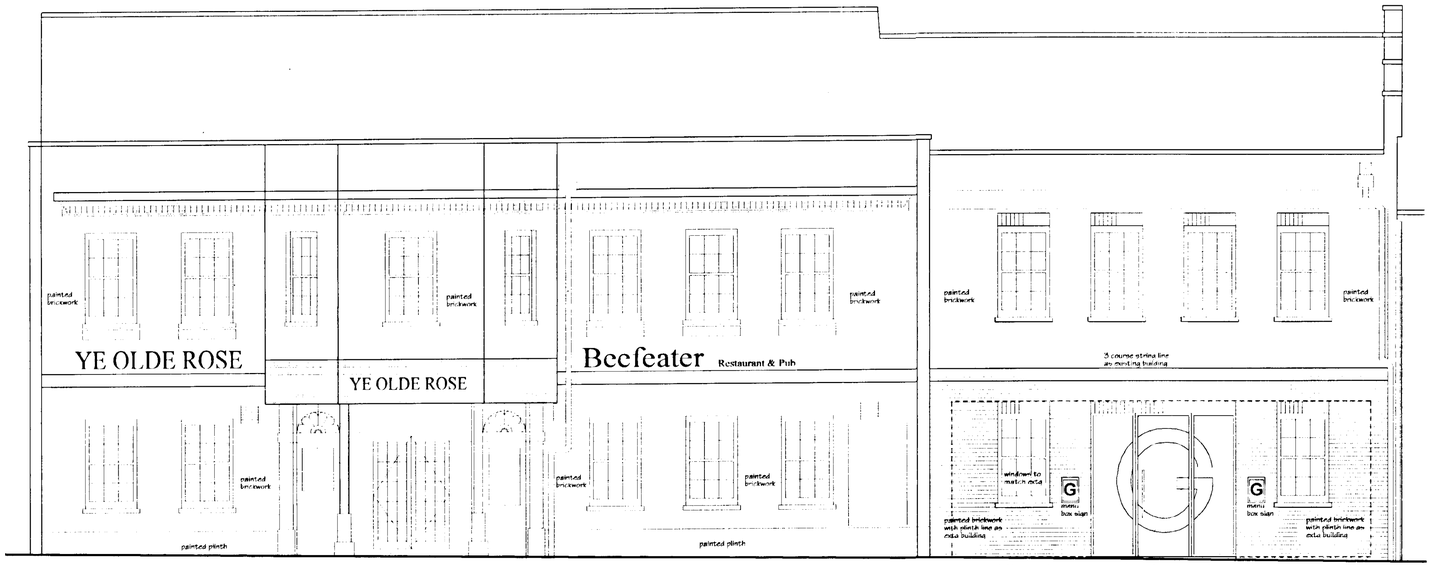

FRONT ELEVATION AS PROPOSED

NOTE:
colours to be continuous over whole building.
External signage subject to seperate application.

31.OCT.2001* 5142

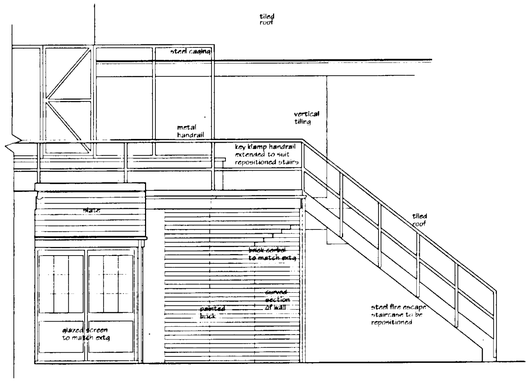

REAR / SIDE ELEVATION AS PROPOSED

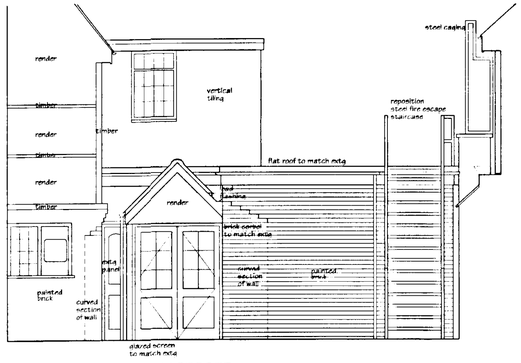

REAR ELEVATION AS PROPOSED



SEIA
Street Eite Associates
Architectural and Interior Design Consultants
Princes Drive • Kenilworth • Warks • CV8 2FD
Tel: 01926 864440 • Fax: 01926 864441
E-mail: sea@streeteite.co.uk

Client
grillbar®

Project
Ye Olde Rose
Wokingham

Drawing Title
Proposed elevations

Scale 1:50 Date Oct 2001

Drawing no. 20062/05 Rev

Revisions

This drawing is the property of Street Eite Associates. Copyright is reserved by them and the drawing is issued on the condition that it is not copied in any part without their written consent. Figured dimensions to take preference over those scaled. All dimensions to be checked on site before commencement of the work or shop drawings. This drawing to be read in conjunction with the specification when existing and all other consultants drawings.

NOTE:
areas where opening up occurs to be agreed on-site with conservation Architect at the time of operation.

lobby
office
lobby
function room
wash up
kitchen
layout by specialist
glass wash
servery
restaurant
dispense
grille
layout by specialist
restaurant
lobby
ladies
lobby
DISABLED
lobby
gents
cleaner
restaurant
restaurant
entrance
entrance
COURTYARD
STORES
STORES
BOILER ROOM
1800mm high close boarded fence with gates
new 1hr screen and doors
new counter to detail
new one hour fr. stud wall
new servery and backfitting to detail
new screen
new partition
new backfitting
new grill & servery to detail
new extension painted to match existing
new entrance canopy and macadam
new 1hr fr. stud wall
new door
new glazed lobby to separate detail
new glazed screen with G logo
new glazed screen with G logo
new fascia
new fascia
new fascia

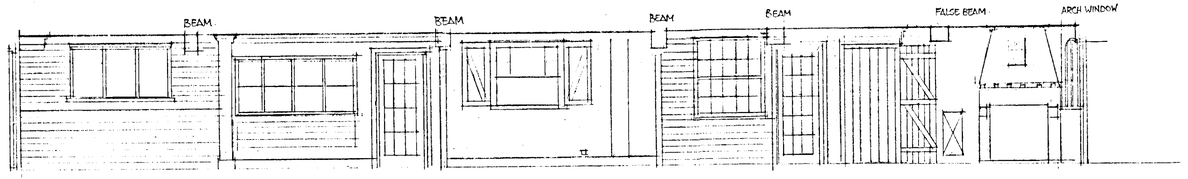

CORRIDOR ELEVATION AS EXISTING 1:50



CORRIDOR ELEVATION AS PROPOSED 1:50

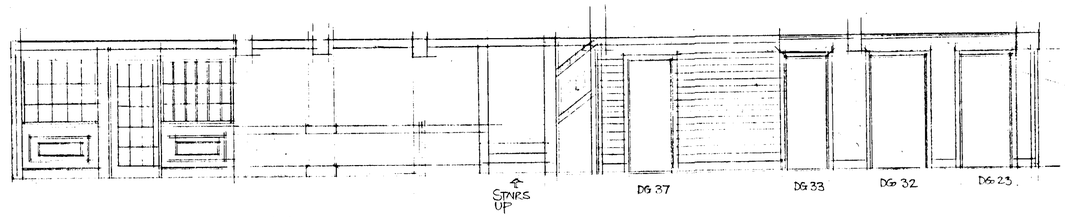

OPPOSITE ELEVATION AS EXISTING 1:50

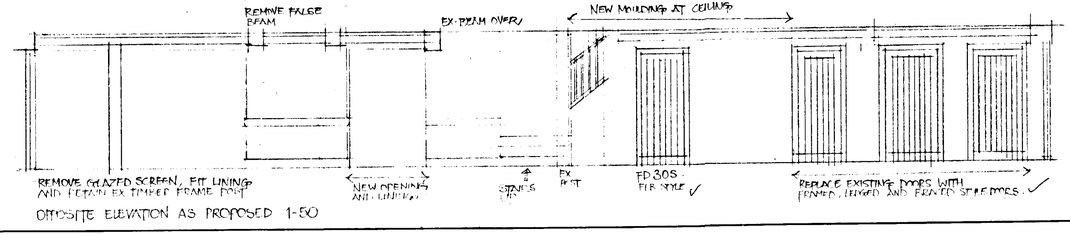

OPPOSITE ELEVATION AS PROPOSED 1:50

SEA
Street Eite Associates
Architectural & Interior Design Consultants
Princes Drive • Kenilworth • Warwickshire • CV8 2FD
Tel: 01926 864441 • Fax: 01926 864421 • E-mail: sea@streeteite.co.uk

Client
grillbar®

Project
Ye Olde Rose
Wokingham

31 OCT 2001

Drawing Title
Corridor elevations

Scale 1:50 Date Oct 2001

Drawing no 20062 / 06 Rev -

Revisions
AS DISCUSSED ON SITE WITH CASE OFFICER (EC) PAINTWORK REQUIRED

This drawing is the property of Street Eite Associates. Copyright is reserved by them and the drawing is issued on the condition that it is not copied in any part without their written consent. Figured dimensions to take preference over those scaled. All dimensions to be checked on site before commencement of work or shop drawings. This drawing to be read in conjunction with the specification where existing and all other consultants drawings.

MY 466123 R



31.OCT.2001 * 5 1 12

Street Eite Associates
Architectural & Interior Design Consultants

29a Bridge Street • Kenilworth • Warwickshire • CV8 1BP
Tel: 01926 864440 • Fax: 01926 864441 • E-mail: seaordial.pipex.com

Client

grillbar®

Project

Ye Olde Rose,
Wokingham.

Drawing Title

Proposed Elevation to New
Bar Extension

Scale nts Date May 2001

Drawing no. 20062 / sk3 Rev. B

Revisions

A. NEW BAR EXTENSION ELEVATION AMENDED AS PLANNERS REQUIREMENTS. 21/08/01.
B. GENERAL REVISIONS 11/10/01

This drawing is the property of Street Eite Associates. Copyright is reserved by them and the drawing is issued on the condition that it is not copied in any part without their written consent. Figured dimensions to take preference over those scaled. All dimensions to be checked on site before commencement of work or shop drawings. This drawing to be read in conjunction with the specification when existing and all other consultants drawings.

MT 417595 R

DOOR SCHEDULE – YE OLDE ROSE

DOOR REF	LOCATION	STRUCTURAL OPENING	LINTEL	LINING SIZE	STOPS	ARCHITRAVE	DOOR SIZE	FIRE RATING	DOOR SEALS	DOOR GLAZING	DOOR TYPE	IRONMONGERY	MISCELLANEOUS	NOTICES	DOOR REF.
DG1	Restaurant Entrance	existing	existing	existing	existing	existing	existing pair		draught seals		existing	all new	Provide and fix 150mm cabin hooks to each door at existing level with keep plates		DG1
DG2	Restaurant Entrance Lobby	existing	existing	as existing	as existing	as existing	Pair of doors to match existing			BS 6206 toughened safety glass	A	all new	Apply vinyl tape to Grill Bar design		DG2
DG3	Bar Entrance	new to detail	to Str. Eng design	84 x 97mm	27 x 25mm	to match existing	1000mm wide, height to detail		draught seals	BS 6206 toughened safety glass	B	all new	Provide and fix 150mm cabin hook to door at existing level with keep plate Apply vinyl tape to Grill Bar design		DG3
DG4	Bar Entrance Lobby	new to detail	n/a	84 x 97mm	27 x 25mm	to match existing	1000mm wide, height to detail			BS 6206 toughened safety glass	B	all new	Apply vinyl tape to Grill Bar design		DG4
DG5	Side Fire Exit	existing	existing	existing	existing	existing	existing		draught seals		existing	refurbish existing		N3 FB	DG5
DG6	Kitchen/scenery	existing	existing	existing	existing	existing	as existing	FD30S	combined intum/smoke	single portholle vision panel FR	C	all new	Fire rated stainless steel portholle Ref: Philip Watts Design Tel: 0115 947 4809	N1 both sides	DG6
DG7	Kitchen/scenery	new	to Str. Eng design	84 x 52mm	32 x 25mm	to match existing	1981 x 762mm	FD30S	combined intum/smoke	– do –	G	all new	Fire rated stainless steel portholes Ref: Philip Watts Design Tel: 0115 947 4809	N1 both sides	DG7
DG8	Rear Kitchen	existing	existing	existing	existing	existing	existing	FD30S	combined intum/smoke		existing	refurbish existing	Fit new combined seals to existing frames	N1 both sides	DG8
DG9	Cellar	existing	existing	existing	existing	existing	existing	FD30S	combined intum/smoke		existing	refurbish existing	Fit new combined seals to existing frames	N2 to one side	DG9
DG10	Kitchen Lobby	existing	existing	existing	existing	existing	existing	FD30S	combined intum/smoke	existing	existing	refurbish existing	Fit new combined seals to existing frames	N1 both sides	DG10
DG11	Kitchen Delivery	existing	existing	existing	existing	existing	existing		draught seals		existing	refurbish existing	Refurbish panic latch	N3 FB	DG11
DG12	Office	existing	existing	existing	existing	existing	existing	FD30S	combined intum/smoke		existing	refurbish existing	Fit new combined seals to existing frames	N2 to one side	DG12
DG13	Outbuilding	existing	existing	existing	existing	existing	existing	FD30S	combined intum/smoke		existing	refurbish existing	Fit new combined seals to existing frames	N1 both sides	DG13
DG14	Outbuilding	existing	existing	existing	existing	existing	existing		draught seals		existing	refurbish existing			DG14
DG15	Function Room	existing	existing	existing	existing	existing	existing	FD30S	combined intum/smoke		existing	refurbish existing	Fit new combined seals to existing frames	N1 both sides	DG15
DG16	To First Floor	existing	existing	existing	existing	existing	existing	FD30S	combined intum/smoke	existing	existing	new to trade side only	Upgrade existing stops	N1 both sides	DG16
DG17	Function Room	new to detail	n/a	84 x 52mm	32 x 25mm	to match existing	Pair 1120mm above, height to detail	FD30S	combined intum/smoke		E	all new	Rebated meeting stiles	N1 both sides	DG17
DG18	Function Room Cupboard	existing	existing	existing	existing	existing	existing	FD30S	combined intum/smoke		existing	all new	Fit new combined seals to existing frames	N2 to one side	DG18
DG19	Function Room/Lobby	existing	existing	existing	existing	existing	as existing	FD30S	combined intum/smoke	single portholle vision panel FR	C	all new	Fire rated stainless steel portholle ref: Philip Watts Design Tel: 0115 947 4809	N1 both sides	DG19
DG20	Restaurant Fire Exit	existing	existing	existing	existing	existing	existing		draught seals	existing	existing	refurbish existing		N3 FB	DG20
DG21	Rear Entrance	new to detail	n/a	84 x52mm	32 x 19mm	as existing	pair 826 x 1951mm		draught seals	BS 6206 toughened safety glass existing	F	all new	Rebated meeting stiles. Provide and fix 150mm cabin hooks to each door at existing level, with keep plates.		DG21
DG22	Rear Entrance Lobby	existing	existing	existing	existing	existing	existing pair				existing	all new			DG22
DG23	Ladies WC	existing	existing	existing	existing	existing	to match existing				G	all new		Toilet sign	DG23
DG24	Ladies WC Lobby	existing	existing	existing	existing	existing	to match existing				G	all new			DG24
DG25	Ladies Cubicle	n/a	n/a	new to detail	new to detail	n/a	to detail				to detail	all new	provide and fix robe hook		DG25
DG26	Ladies Cubicle	n/a	n/a	new to detail	new to detail	n/a	to detail				to detail	all new	provide and fix robe hook		DG26
DG27	Ladies Cubicle	n/a	n/a	new to detail	new to detail	n/a	to detail				to detail	all new	provide and fix robe hook		DG27
DG28	Ladies Cubicle	n/a	n/a	new to detail	new to detail	n/a	to detail				to detail	all new	provide and fix robe hook		DG28
DG29	Ladies Cubicle	n/a	n/a	new to detail	new to detail	n/a	to detail				to detail	all new	provide and fix robe hook		DG29
DG30	Ladies Cubicle	n/a	n/a	new to detail	new to detail	n/a	to detail				to detail	all new	provide and fix robe hook		DG30
DG31	Ladies Cubicle	n/a	n/a	new to detail	new to detail	n/a	to detail				to detail	all new	provide and fix robe hook		DG31
DG32	Disabled WC	existing	existing	existing	existing	existing	to match existing				G	all new	Bottom edge of door cut off 10mm. Provide and fix robe hook	Toilet sign	DG32
DG33	Gents WC	existing	existing	existing	existing	existing	to match existing				G	all new		Toilet sign	DG33
DG34	Gents WC Lobby	existing	existing	existing	existing	existing	to match existing				G	all new			DG34
DG35	Gents Cubicle	n/a	n/a	new to detail	new to detail	n/a	to detail				to detail	to detail	provide and fix robe hook		DG35
DG36	Gents Cubicle	n/a	n/a	new to detail	new to detail	n/a	to detail				to detail	to detail	provide and fix robe hook		DG36
DG37	Cleaners Store	existing	existing	existing	existing	existing	to match existing	FD30S	combined intum/smoke		H	all new		N2 to one side	DG37
DG 38	Cupboard	existing	existing	existing	existing	existing	to match existing	FD30S	combined intum/smoke		H	all new		N2 to one side	DG38

GENERAL NOTES

Contractor to allow for all fixings to match material of ironmongery

Allow for all packing timbers as required

Report any discrepencies on schedule to Project Manager

All existing ironmongery to be removed for decoration

All locks, latches and hinges to be lightly oiled after fixing

WEATHERSTRIPPING

All external door frames to be fitted with approved draught strips, fixed in position strictly to manufacturers instructions

MISCELLANEOUS

TOILET CUBICLES & DISABLED TOILET

Provide & fix chrome plated toilet roll holder to each cubicle wall, in positions to be agreed

* REFERENCE FOR PORTHOLE SIZE
PHILLIP WATTS SS1 300m DIA CUT OUT
GLAZED IN CLEAR POLISHED GEORGIAN WIRE.





TYPE 'G'
FRAMED LEDGED & BRACED DOOR

TYPE 'H'
FLUSH SOLID CORE 1/2 HR RATED FIRE RESISTING DOOR FACED TO TRADE SIDE AND BACK FACE AND RECLIPPED IN ASH.

PLANS TO MEET CONDITIONS

5142

Street Eite Associates
Architectural & Interior Design Consultants
Princes Drive • Kenilworth •Warwickshire • CV8 2FD
Tel: 01926 864440 • Fax: 01926 864441 • E-mail: sea@streeteite.co.uk

Client
grillbar®

Project
YE OLDE ROSE
WOKINGHAM

Drawing Title
PROPOSED DOOR TYPES & SCHEDULE

Scale NTS
Date DEC 01

Drawing no. 20062/22
Rev A

Revisions
A 03/04/02 Revised, door type D omitted. MW/CL

03 APR 2002

This drawing is the property of Street Eite Associates. Copyright is reserved by them and the drawing is issued on the condition that it is not copied in any part without their written consent. Figured dimensions to take preference over those scaled. All dimensions to be checked on site before commencement of work or shop drawings. This drawing to be read in conjunction with the specification when existing and all other consultants drawings.



TYPE 'A'
FEATURE - MADE PAIR OF GLAZED DOORS TO ENTRANCE LOBBY WITH 12mm REBATE TO MEETING STILES VINYL DESIGN TO BE APPLIED



TYPE 'B'
FUNCTIONAL MADE GLAZED DOOR TO BAR ENTRANCE



TYPE 'C'
FLUSH SOLID CORE 1/2 HR RATED FIRE RESISTING DOOR WITH PORTHOLE VISION PANEL & POLISHED STEEL KICK PLATES TO BOTH SIDES (DOOR TO BE FACED IN BOTH SIDES AND RE CLIPPED IN ASH)



TYPE 'E'
PAIR OF FLUSH SOLID CORE 1/2 HR RATED FIRE RESISTING DOORS WITH ARCHED MOULDING ASH VENEER + ASH BEADINGS

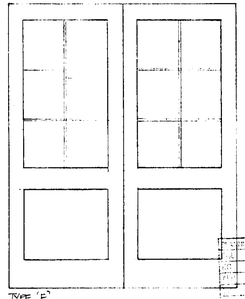

TYPE 'F'
PAIR OF 6 PANE PART-GLAZED PANEL DOORS TO REAR ENTRANCE

DOOR TYPES - ELEVATIONAL TREATMENTS

MY 466123 B

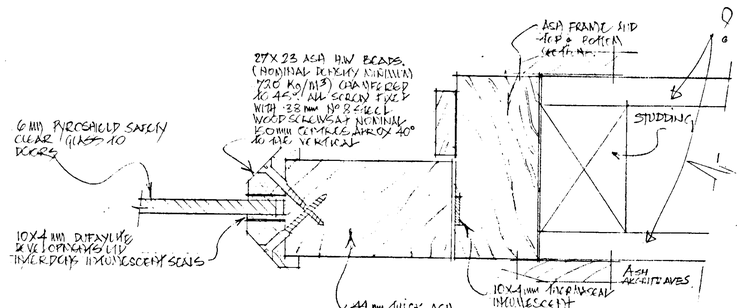

Section A~A

ALL DIMENSIONS TO BE CHECKED

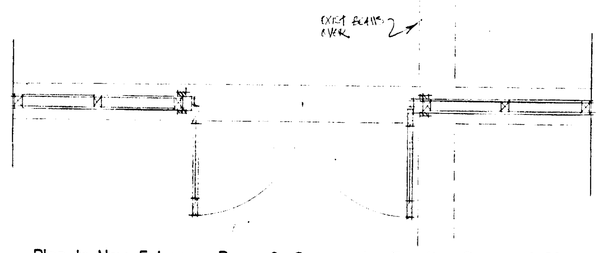

Plan to New Entrance Doors & Screen to Function Room, 1:20.

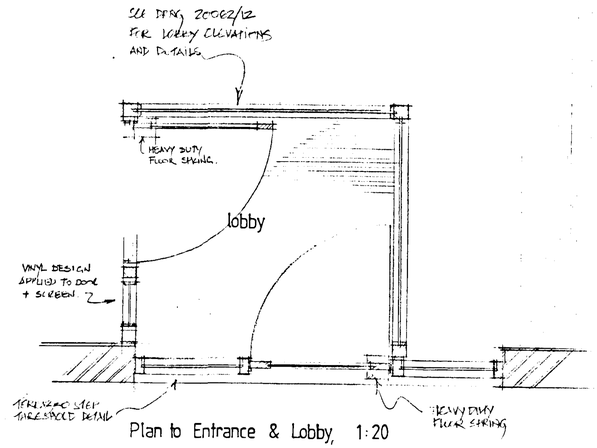

Plan to Entrance & Lobby, 1:20

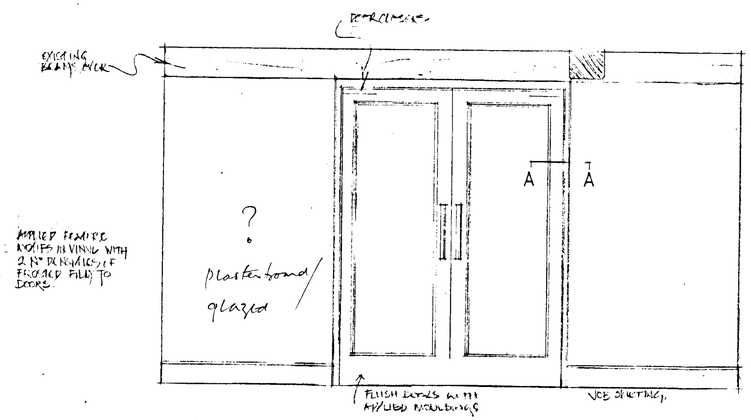

Elevation to New Function Room Doors, 1:20

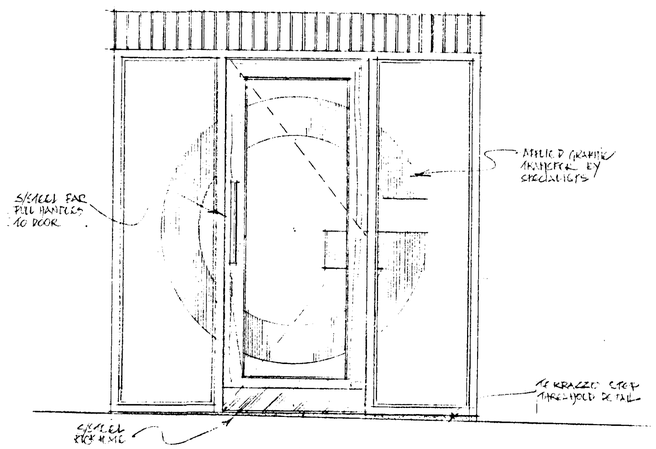

Elevation to New External Doors & Screens, 1:20.

ALL AS SPECIFICATION.

PLANS TO MEET CONDITIONS

5142

Street Elite Associates
Architectural & Interior Design Consultants
Princes Drive • Kenilworth • Warwickshire • CV8 2FD
Tel: 01926 864440 • Fax: 01926 864441 • E-mail: sea@streetelite.co.uk

Client: grillbar©

Project: Ye Olde Rose. Wokingham

Drawing Title: Details to New Function Room Doors & New External Doors.

Scale: 1:20, 1:2. Date: Nov. 2001

Drawing no.: 20062/17 Rev: A

Revisions: A. Screens revised DEC 01

08 APR 2002

This drawing is the property of Street Elite Associates. Copyright is reserved by them and the drawing is issued on the condition that it is not copied in any part without their written consent. Figured dimensions to take preference over those scaled. All dimensions to be checked on site before commencement of work or shop drawings. This drawing to be read in connection with the specification and all other consultants drawings.

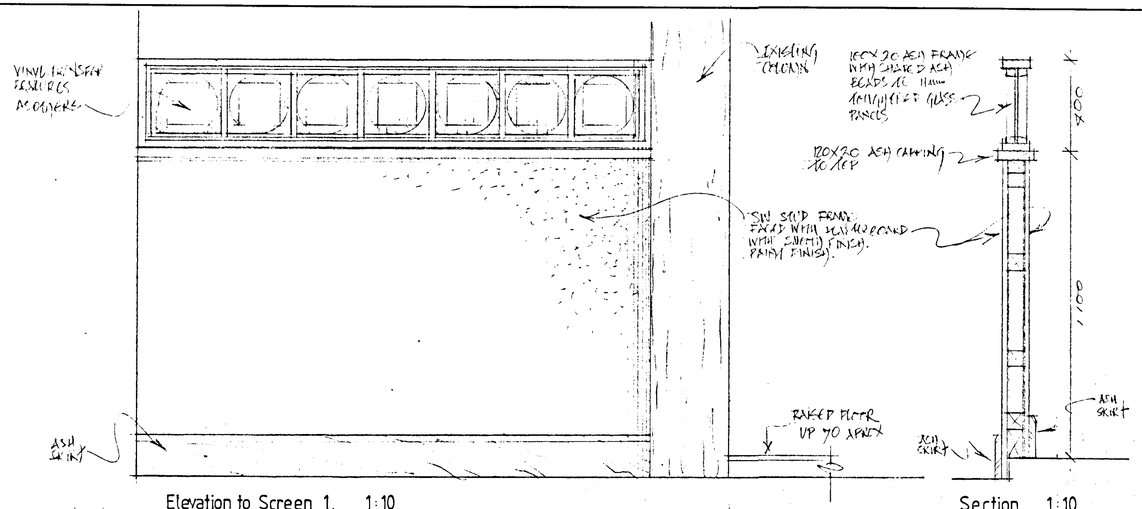

Elevation to Screen 1, 1:10.

Section, 1:10

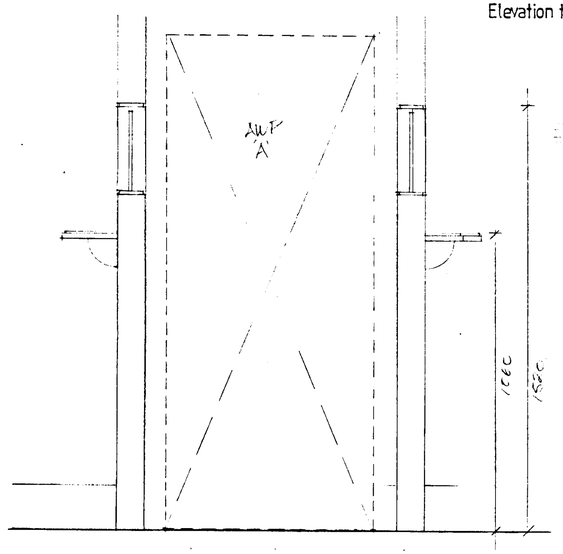

Screens to Front at AWP 'A' 1:10

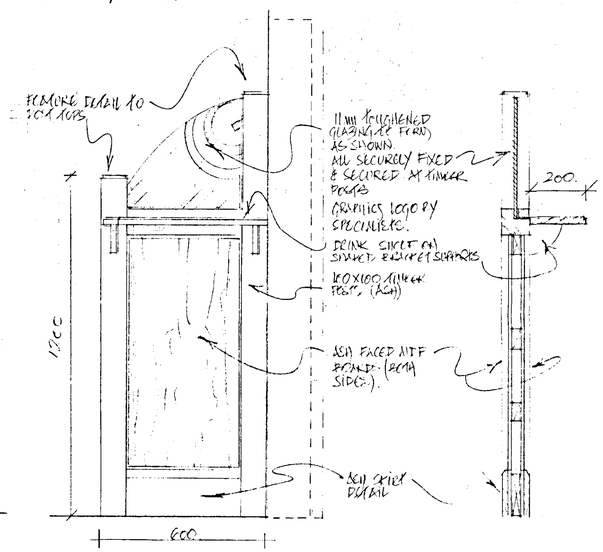

Typical Side Elevation 1:10
FOR BOTH AWP AREAS.

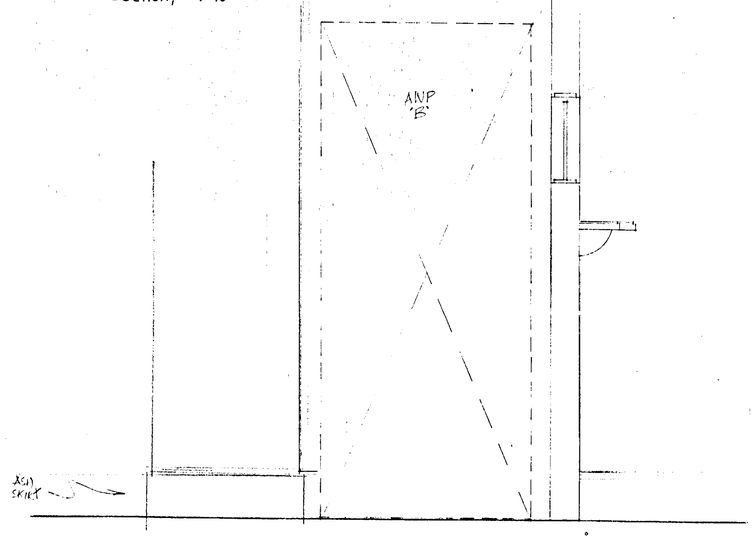

Typical Detail Section, 1:10

Screen to Front at AWP 'B', 1:10

CONTRACTOR TO CONFIRM WITH CLIENT IF AWP SCREEN 'B' IS REQUIRED, BEFORE MANUFACTURE CONFIRM POSITION ON SITE

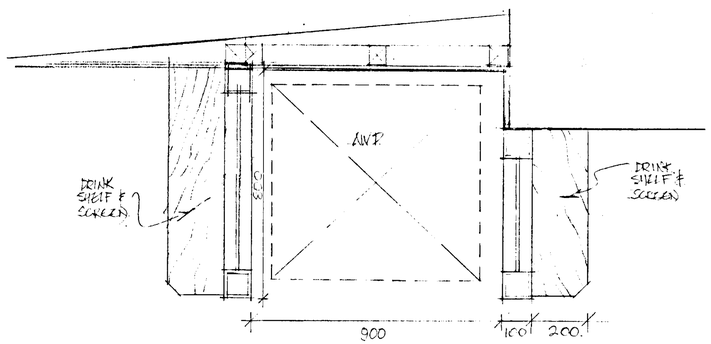

Plan to Screens at AWP 'A', 1:10

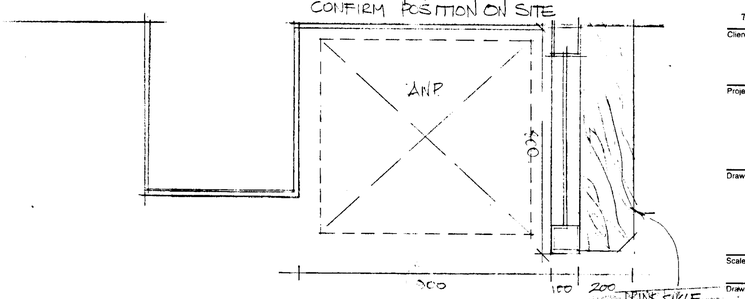

Plan to Screen at AWP 'B', 1:10

CONTRACTOR TO CONFIRM WITH CLIENT IF AWP SCREEN 'B' IS REQUIRED, BEFORE MANUFACTURE. CONFIRM POSITION ON SITE

PLANS TO MEET CONDITIONS

5142

SEA
Street Eite Associates
Architectural & Interior Design Consultants
Princes Drive • Kenilworth • Warwickshire • CV8 2FD
Tel: 01926 864440 • Fax: 01926 864441 • E-mail: sea@streeteite.co.uk

Client: grillbar®

Project: Ye Olde Rose Wokingham

Drawing Title: A.W.P. Screen Details

Scale: 1:10 Date: Nov. 2001

Drawing no. 20062/14. Rev. A.

Revisions

A. NOTE ADDED ON AWP SCREEN 'B' CONTRACTOR TO CONFIRM BEFORE MANUFACTURE 12/03/02

08 APR 2002

This drawing is the property of Street Eite Associates. Copyright is reserved by them and the drawing is issued on the condition that it is not copied in any part without their written consent. Figured dimensions to take preference over those scaled. All dimensions to be checked on site before commencement of work or shop drawings. This drawing to be read in connection with the specifications where existing and all other consultants drawings.

MY 406133 X

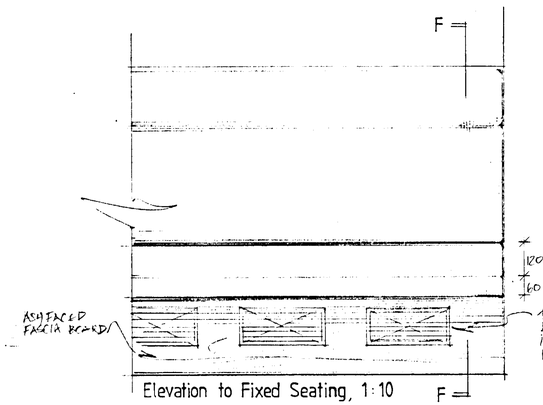

Elevation to Fixed Seating, 1:10

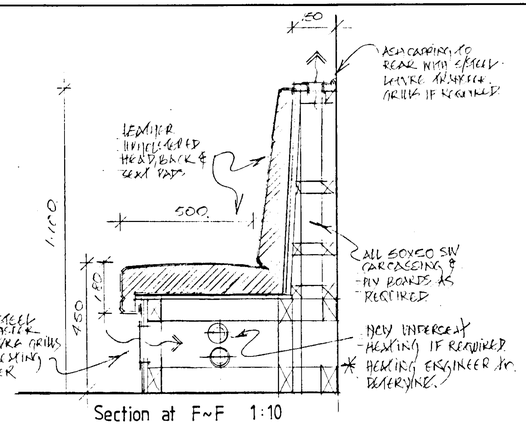

Section at F~F 1:10

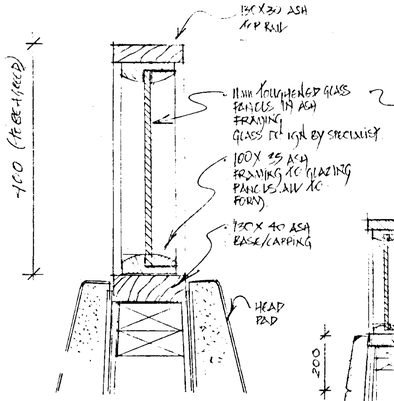

Section C~C, 1:5

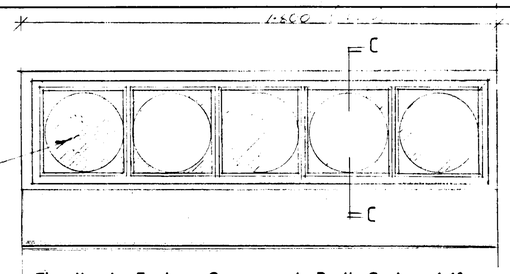

Elevation to Feature Screens at Booth Seats, 1:10

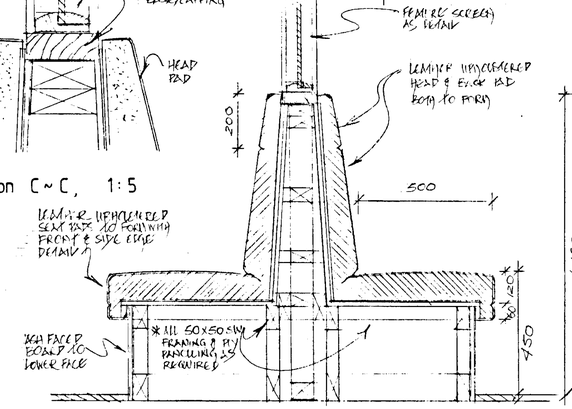

Detail Section at Booth Seats, 1:10

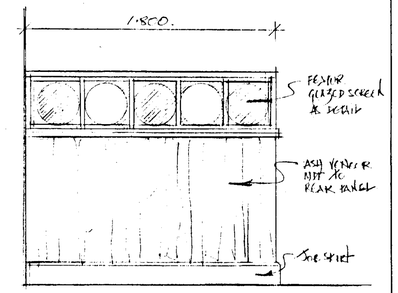

Elevation to Rear at End Booths, 1:20

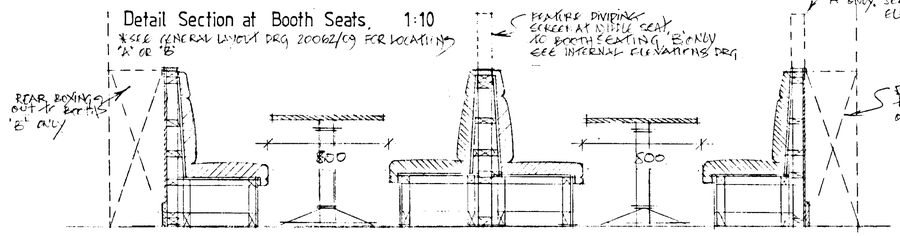

Layout Section at Booth Seating A & B
SEE GENERAL LAYOUT DRG 20062/05 FOR LOCATIONS.

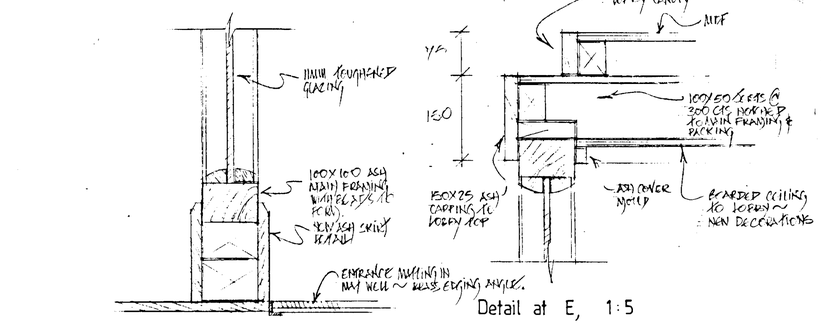

Detail at D, 1:5.

Detail at E, 1:5

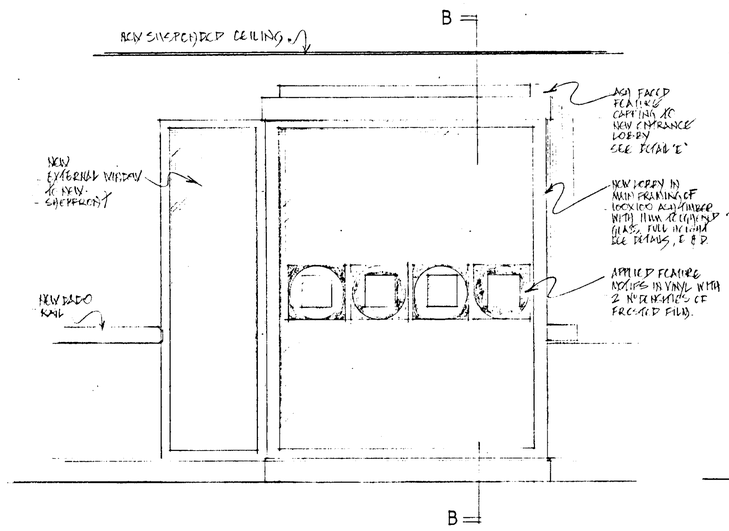

Back Elevation to Lobby, 1:20.

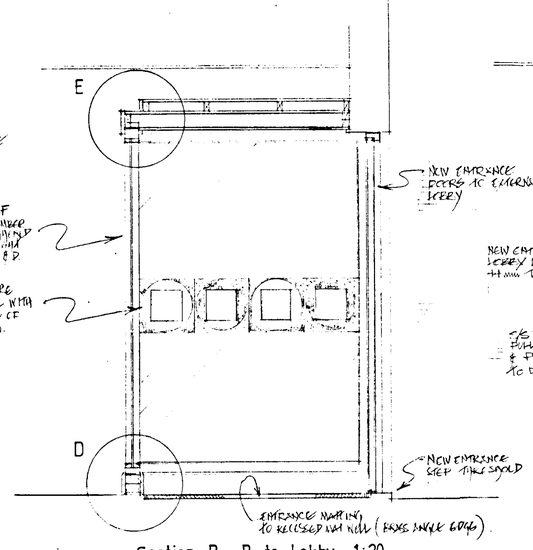

Section B~B to Lobby, 1:20.

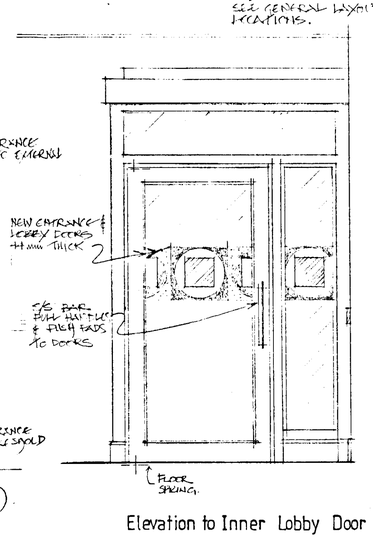

Elevation to Inner Lobby Door 1:20.

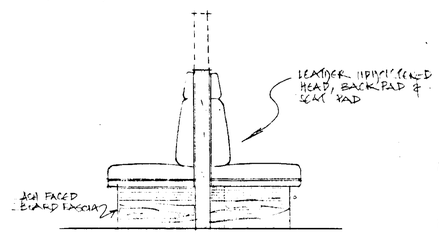

Elevation to Seat End, 1:20

PLANS TO MEET CONDITIONS
5142

Street Elite Associates
Architectural & Interior Design Consultants
Princes Drive • Kenilworth • Warwickshire • CV8 2FD
Tel: 01926 864440 • Fax: 01926 864441 • E-mail: sea@streetelite.co.uk

Client
grillbar©

Project
Ye Olde Rose,
Wokingham.

Drawing Title
Entrance Lobby, Booth & Fixed Seating Details.

Scale 1:20, 1:10, 1:5. Date Nov 2001

Drawing no. 20062/12 Rev B.

Revisions
A INNER LOBBY ELEV. AMENDED DEC 01
B FEATURE CANOPY REMOVED 12/03/02

This drawing is the property of Street Elite Associates. Copyright is reserved by them and the drawing is issued on the condition that it is not copied in any part without their written consent. Figured dimensions to take preference over those scaled. All dimensions to be checked on site before commencement of work or shop drawings. This drawing to be read in conjunction with the specification where existing and all other consultants drawings.

PLANNING SERVICES — RECEIVED — 08 APR 2002

MY 6161/3 B

External cavity walls
Below dpc, new walls to comprise outer leaf of Class B semi - engineering brickwork where exposed, remainder in suitable 100mm below ground dense concrete blockwork, with minimum 65mm cavity and inner leaf of 100mm dense concrete blockwork, suitable for below ground use. Cavities to be filled to within 225 mm of DPC using weak mix concrete.
Provide and lay continuous pretextured polythene DPC to BS 743 to each leaf of masonry, laid minimum 150 mm above finished ground levels, lapped minimum 100 mm at all passings and linked to existing. Above DPC, new external 270mm cavity walls to comprise outer leaf of 103mm common brickwork or 100mm approved lightweight concrete blockwork to receive paint finish to match existing, minimum 65mm cavity filled as work proceeds, with Rockwool Cavity Batts insulation and inner leaf of 100mm approved lightweight concrete blockwork. Allow for 13mm two coat plaster finish internally.

Foundations.
Excavate for and provide and lay 600mm wide mass concrete trenchfill foundations centred below new external cavity walls, taken down minimum 1000 mm to underside from finished ground levels, and cast at suitable bearing strata level agreed on site with Local Authority Building Control Officer.

Floors
Construct new floors comprising 50mm (1-4) sand cement levelling screed on 150mm mass concrete slab, reinforced with one layer of A242 mesh fabric reinforcements to bottom (20 cover) incorporating steps as indicated, on Rockwool Limited Rockfloor 60mm insulation boards, on 1200 gauge polythene DPM, linked to DPC's in walls and lapped and sealed to existing at abutments, on sand blinded well consolidated clean hardcore, minimum 150mm thick.

Roofs
Warm Flat Roof
Construct warm flat roof comprising three layers 18kg/m2 felt, hot bonded to 85mm Furldeck Extra B-9 combined insulation roof board on 50mm wide softwood firrings to falls 1 in 40, on 170x50mm SC3 treated softwood joists at 450mm max. centres. Joists built in 100mm or supported at walls on suitable galvanised mild steel hangers.
Provide lateral restraint straps at 1500mm max. centres, comprising 30x8mm galvanised mild steel straps securely fixed to joists and masonry. Allow for solid bridging at mid-span. Provide and fix 12.5mm Gyproc Duplex plasterboard and skim ceiling.
Form eaves with 25mm softwood fascia with 32x19mm batten fixed to top edge, dress felt over in welted drip to gutter. Provide 110mm dia. half round UPVC gutter to match existing, link to existing and fix to nominal falls.
Allow for Code 4 lead upstand flashings at perimeters.
Warm pitched roof
Construct new roof over extension, comprising concrete interlocking tiles to match existing, sample to Local Authority Approval, on 38x25mm treated softwood battens, on type 1F untearable felt, on 100x50mm SC3 grade treated softwood rafters, at maximum 450mm centres, as indicated on detail section. Provide 100x50mm treated softwood SC3 grade ceiling joists at maximum 450mm centres, supported on timbers as indicated. All timbers, well spike nailed together at all passings. Provide 12.5mm Gyproc Duplex plasterboard and skim ceiling with all board edges fully supported. Provide and lay 200mm glass fibre insulation quilt to all roof voids.
Construct valleys at abutment with existing toilet block, comprising 12mm sheet plywood lay/valley boards, supported on suitable softwood framing between new rafters, with proprietary glass fibre valley troughs, installed strictly in accordance with manufacturers instructions.

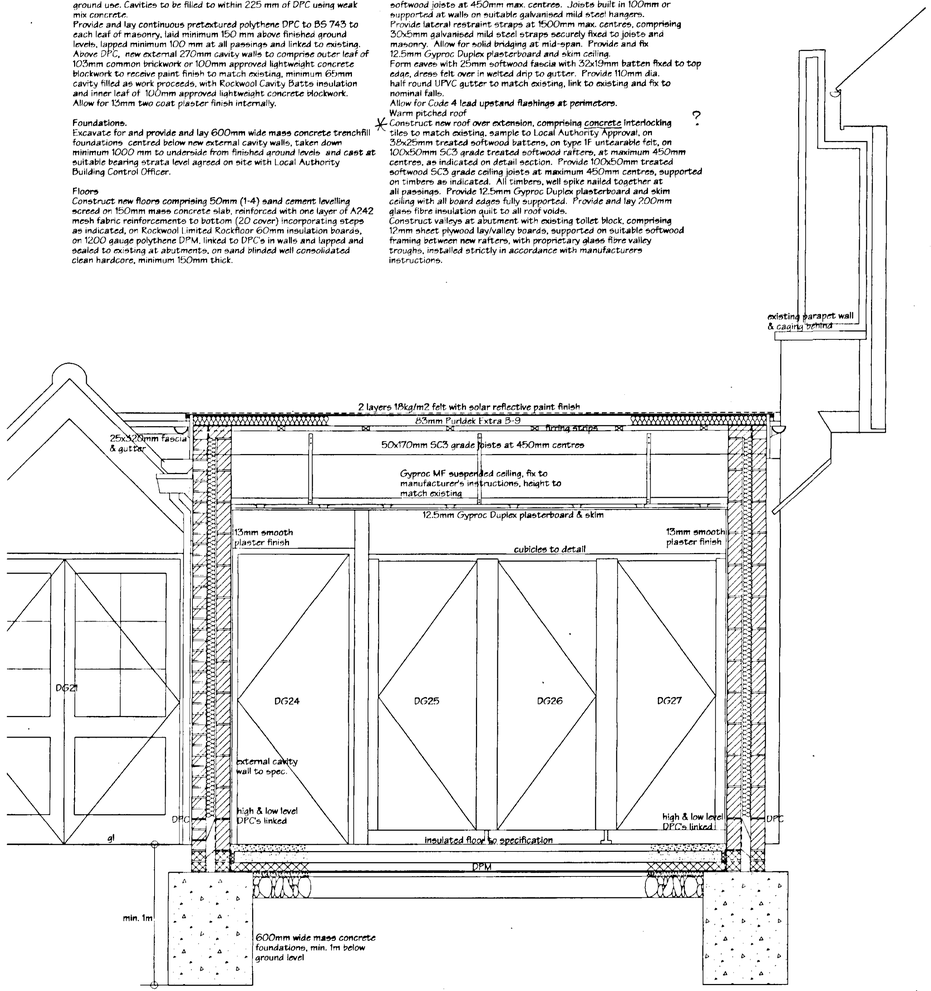



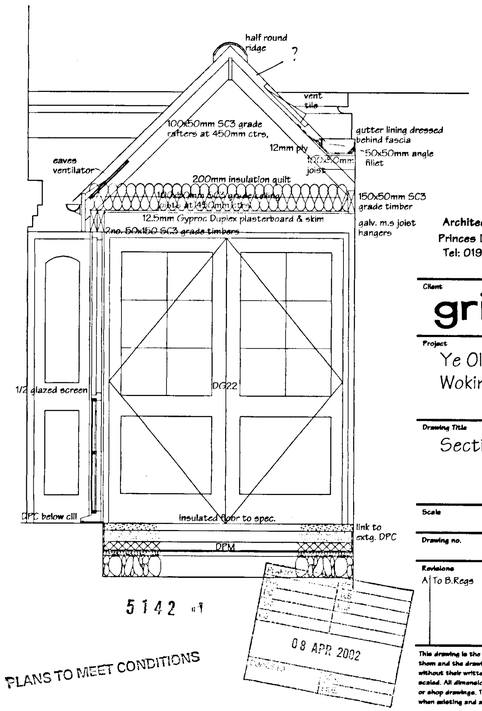

5142

PLANS TO MEET CONDITIONS

08 APR 2002

SEIA
Street Eite Associates
Architectural and Interior Design Consultants
Princes Drive • Kenilworth • Warks • CV8 2FD
Tel: 01926 864440 • Fax: 01926 864441
E-mail: sea@streeteite.co.uk

Client
grillbar®

Project
Ye Olde Rose
Wokingham

Drawing Title
Sections A-A & B-B

Scale 1:20 Date Oct 2001

Drawing no. 20062/07 Rev A

Revisions
A To B.Regs 27/11/01

This drawing is the property of Street Eite Associates. Copyright is reserved by them and the drawing is issued on the condition that it is not copied in any part without their written consent. Figured dimensions to take preference over those scaled. All dimensions to be checked on site before commencement of the work or shop drawings. This drawing to be read in conjunction with the specification when existing and all other consultants drawings.

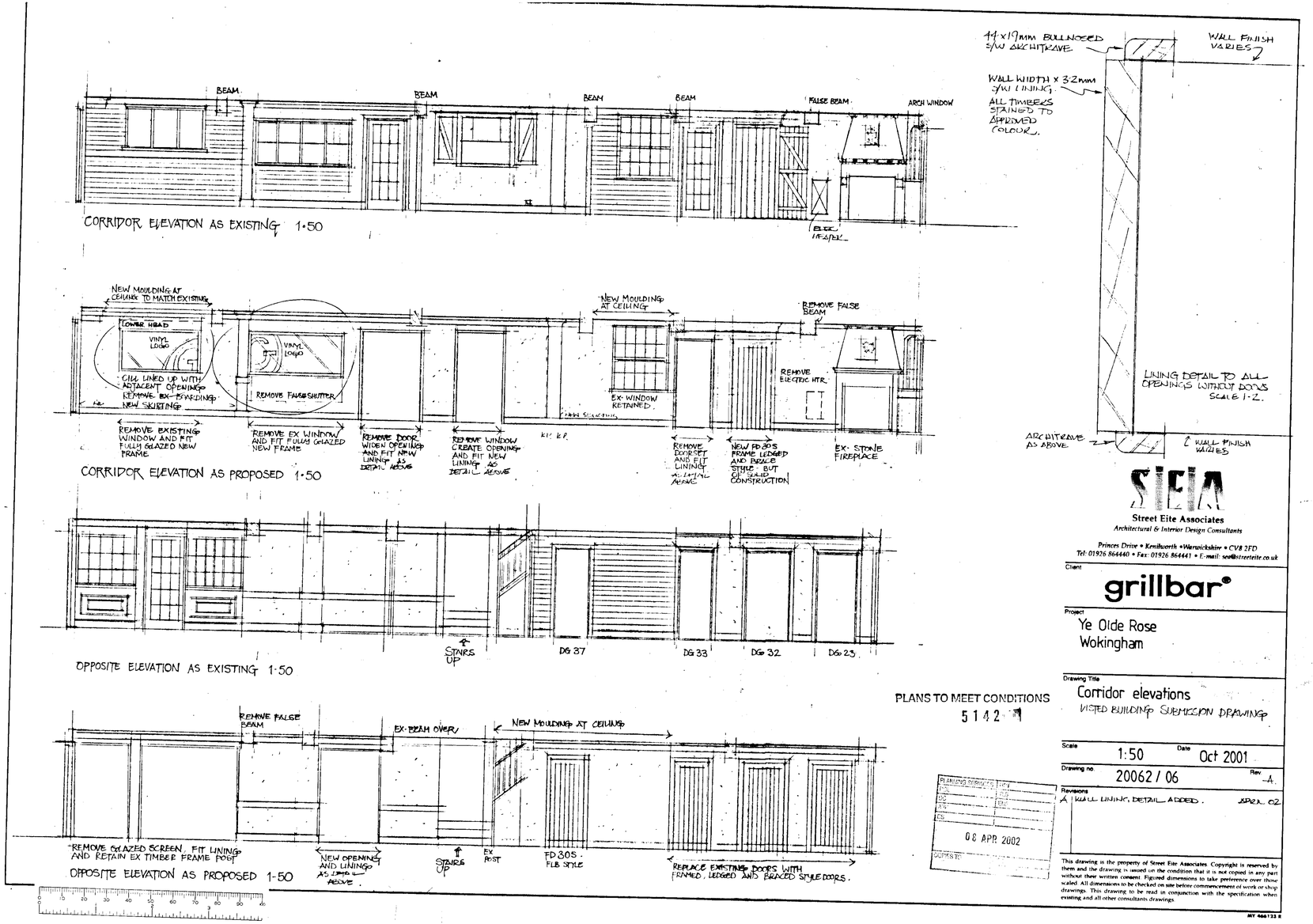

PLANS TO MEET CONDITIONS
5142

PLANNING SERVICES
08 APR 2002
COPIES TO

SIEIA
Street Eite Associates
Architectural & Interior Design Consultants
Princes Drive • Kenilworth • Warwickshire • CV8 2FD
Tel: 01926 864440 • Fax: 01926 864441 • E-mail: see@streeteite.co.uk

Client
grillbar®

Project
Ye Olde Rose
Wokingham

Drawing Title
Corridor elevations
VISTED BUILDING SUBMISSION DRAWING

Scale 1:50 Date Oct 2001

Drawing no. 20062 / 06 Rev. A

Revisions
A WALL LINING DETAIL ADDED. APRIL 02

This drawing is the property of Street Eite Associates. Copyright is reserved by them and the drawing is issued on the condition that it is not copied in any part without their written consent. Figured dimensions to take preference over those scaled. All dimensions to be checked on site before commencement of work or shop drawings. This drawing to be read in conjunction with the specification when existing and all other consultants drawings.

MT 466123 E



HANGING SIGN DESIGN ILLUMINATED BY UV SPOTS TO REPLACE EX PAR 38 SPOTS

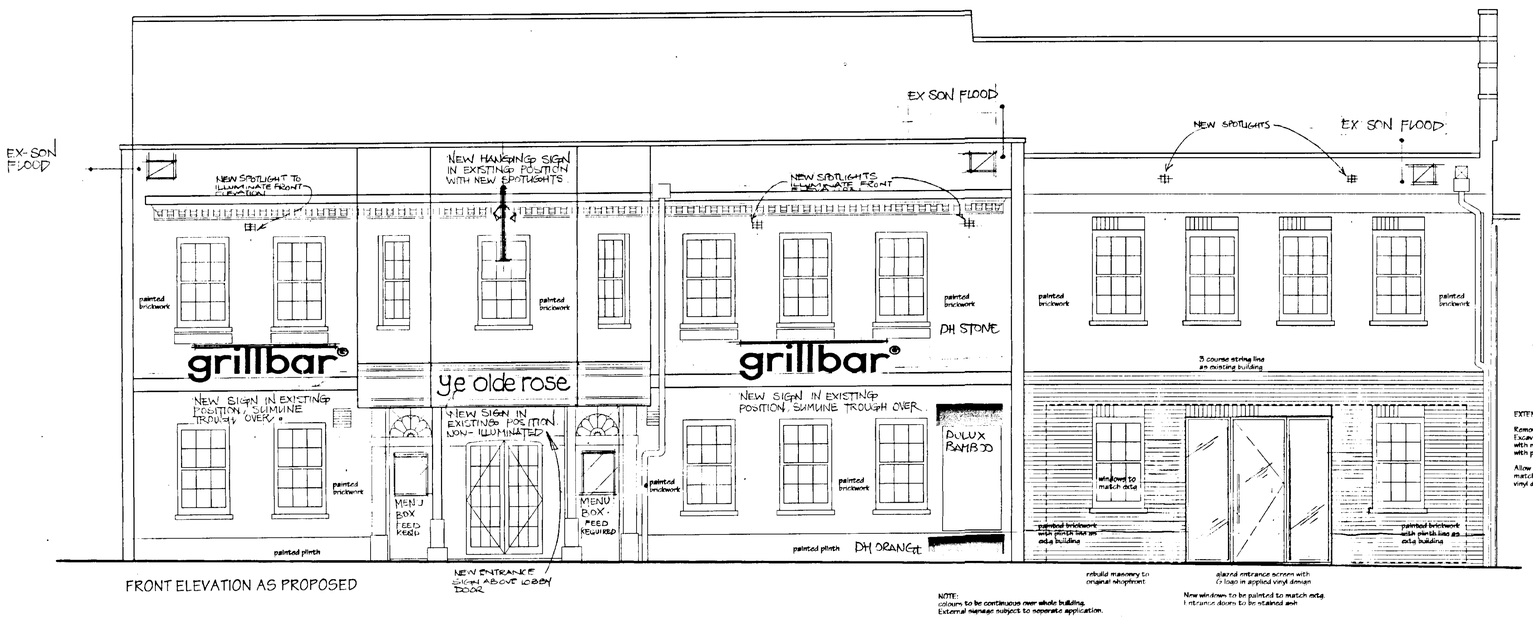

FRONT ELEVATION AS PROPOSED

NOTE:
colours to be continuous over whole building.
External signage subject to seperate application.

rebuild masonry to original shopfront

glazed entrance screen with G logo in applied vinyl design

New windows to be painted to match extg.
Entrance doors to be stained ash

EXTENT OF WORKS TO FRONT ELEVATION

Remove existing shopfront complete and cart away. Excavate for provide and lay new foundation as required with new cavity wall up to underside of existing beam over, with projecting string course to match existing.

Allow for new windows in positions shown, joinery to exactly match existing. New glazed entrance screen with applied vinyl design.

RAINWATER GOODS — TO MATCH SURFACE COLOUR ON BUILDING.

WINDOWS — DULUX HERITAGE GEORGIAN DH WHITE GLOSS PAINT

WALLS UP TO PARAPET. — DULUX HERITAGE GEORGIAN DH STONE SMOOTH MASONRY PAINT.

WALLS UP TO THREE COURSE STRING LINE — DULUX BAMBOO SMOOTH MASONRY PAINT.

PLINTH LINE = — DULUX HERITAGE GEORGIAN DH ORANGE SMOOTH MASONRY PAINT.

Paint colours for LB - See letter of 25 June 2002, received 26 June.
- colours acceptable

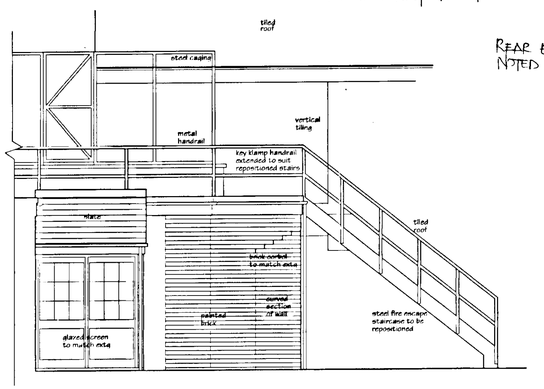

REAR / SIDE ELEVATION AS PROPOSED

REAR ELEVATION. NOTED BELOW.

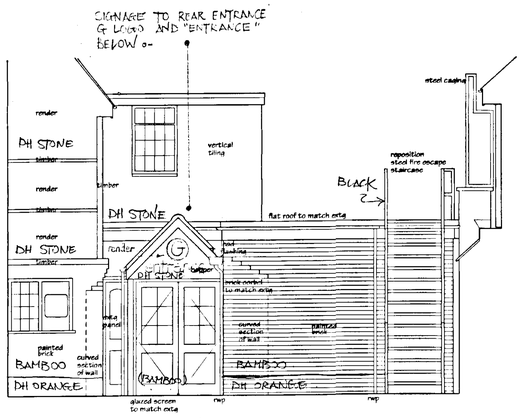

REAR ELEVATION AS PROPOSED

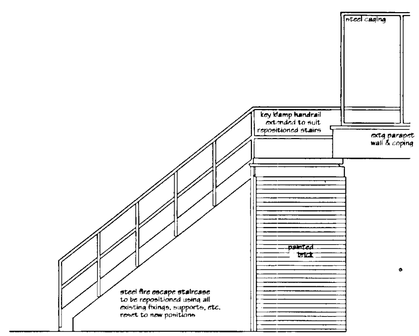

REAR / SIDE ELEVATION AS PROPOSED

25 JUN 2002

SIEIA

Street Eite Associates

Architectural and Interior Design Consultants
Princes Drive • Kenilworth • Warks • CV8 2FD
Tel: 01926 864440 • Fax: 01926 864441
E-mail: sea@streeteite.co.uk

Client: grillbar®

Project: Ye Olde Rose Wokingham

Drawing Title: Proposed elevations AND PROPOSED EXTERNAL SIGNAGE :

Scale: 1:50 Date: Oct 2001

Drawing no.: 20062/05 Ref: D

Revisions

A	Opposite toilet elevation added	30/10/01
B	General revisions	20/12/01
C	SPOTLIGHTS ADDED TO FRONT ELEVATION & ENTRANCE SIGN NOTE	25/11/02
D	REMOVE G TO DOORS & EXT LIGHTS	17/06/02

This drawing is the property of Street Eite Associates. Copyright is reserved by them and the drawing is issued on the condition that it is not copied in any part without their written consent. Figured dimensions to take preference over those scaled. All dimensions to be checked on site before commencement of the work or shop drawings. This drawing to be read in conjunction with the specification when existing and all other consultants drawings.

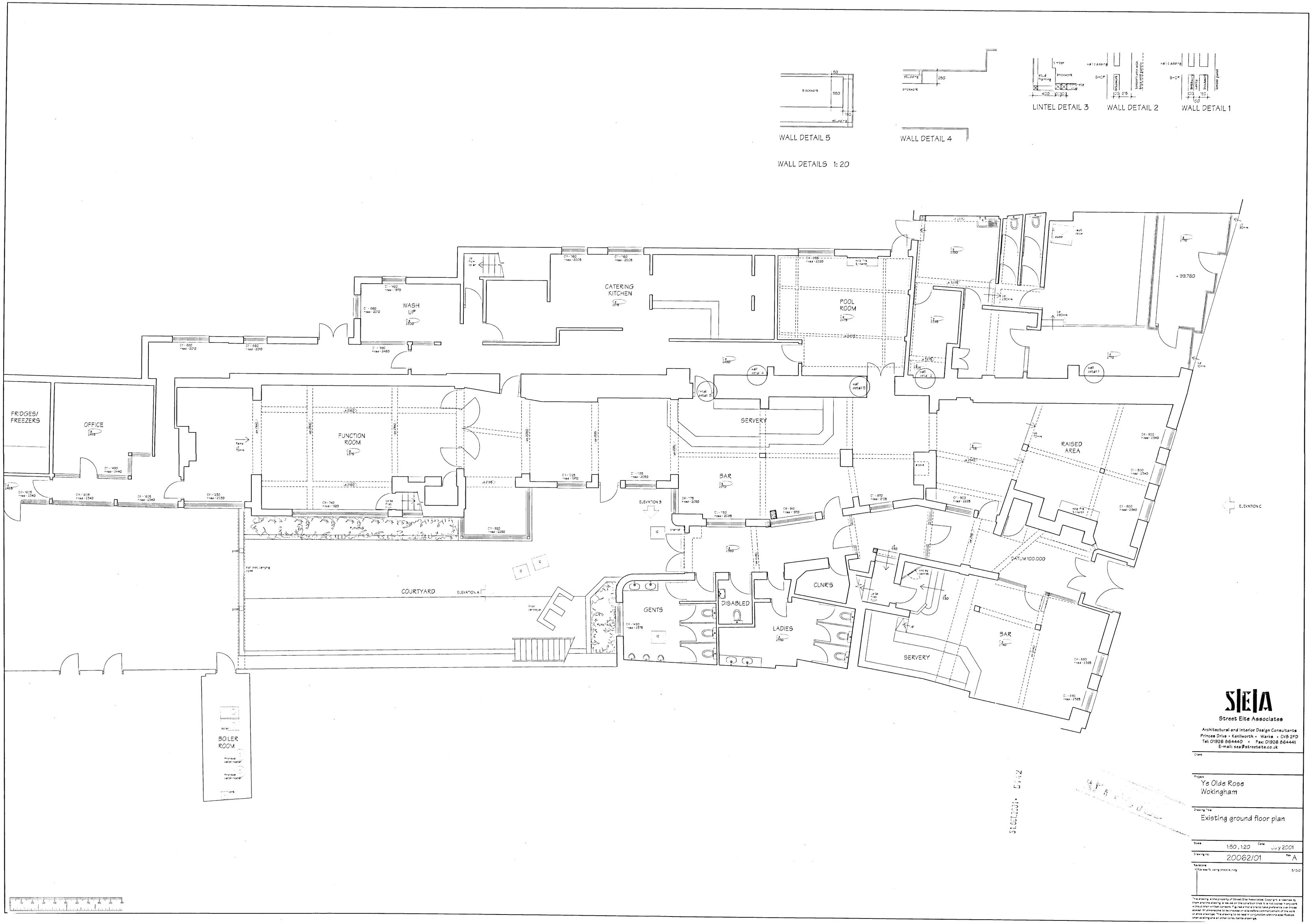

SEIA
Street Elte Associates
Architectural and Interior Design Consultants
Princes Drive • Kenilworth • Warks • CV8 2FD
Tel: 01926 864440 • Fax: 01926 864441
E-mail: sea@streetelte.co.uk

Client

Project
Ye Olde Rose
Wokingham

Drawing Title
Existing ground floor plan

Scale 1:50 , 1:20 Date July 2001

Drawing no. 20062/01 Rev A

Revisions
A Revised following check survey 3/10/01

This drawing is the property of Street Elte Associates. Copyright is reserved by them and the drawing is issued on the condition that it is not copied in any part without their written consent. Figured dimensions to take preference over those scaled. All dimensions to be checked on site before commencement of the work or shop drawings. This drawing to be read in conjunction with the specification when existing and all other consultants drawings.

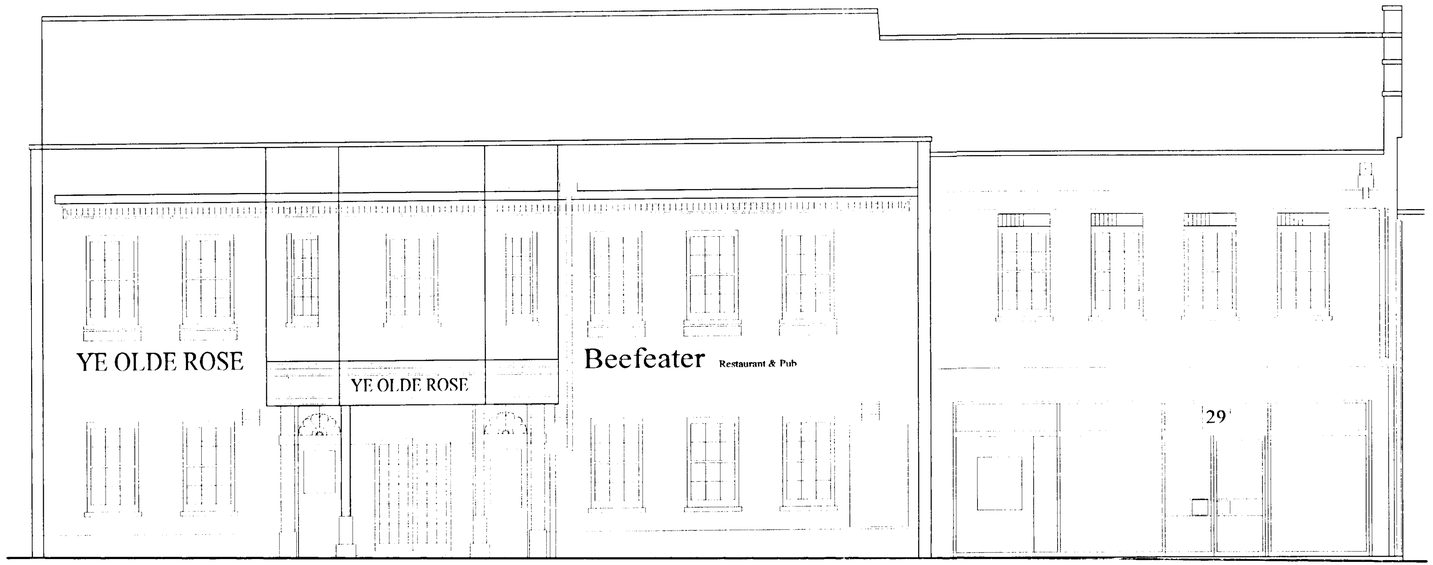

FRONT ELEVATION AS EXISTING

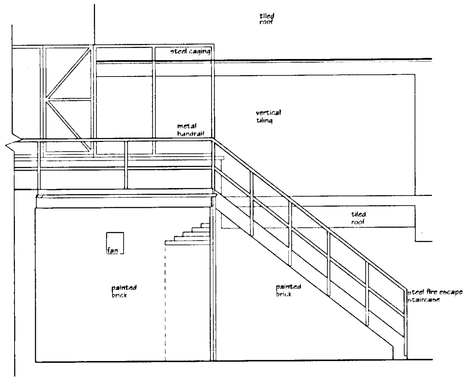

REAR / SIDE ELEVATION AS EXISTING

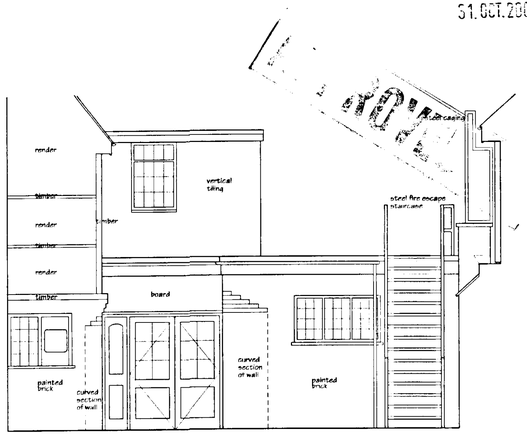

REAR ELEVATION AS EXISTING



31.OCT.2001* 5142

SEIA

Street Elte Associates

Architectural and Interior Design Consultants
Princes Drive • Kenilworth • Warks • CV8 2FD
Tel: 01926 864440 • Fax: 01926 864441
E-mail: sea@streetelte.co.uk

Client
grillbar©

Project
Ye Olde Rose
Wokingham

Drawing Title
Existing elevations

Scale 1:50 Date July 2001

Drawing no. 20062/03 Rev A

Revisions
A Rear elevations added and general revisions 7/10/01

This drawing is the property of Street Elte Associates. Copyright is reserved by them and the drawing is loaned on the condition that it is not copied in any part without their written consent. Figured dimensions to take preference over those scaled. All dimensions to be checked on site before commencement of the work or shop drawings. This drawing to be read in conjunction with the specification when existing and all other consultants drawings.

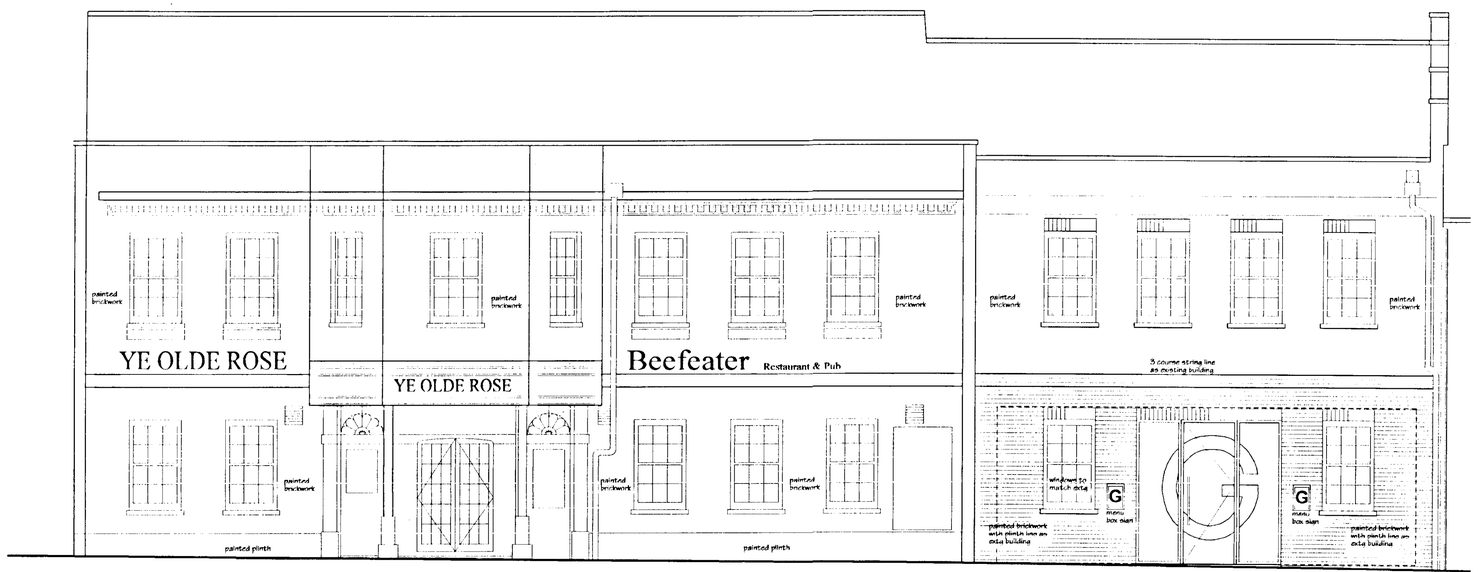

FRONT ELEVATION AS PROPOSED

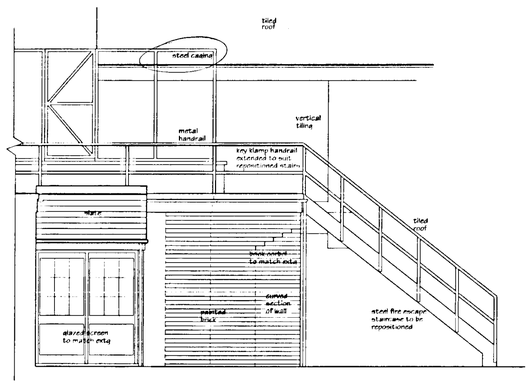

REAR / SIDE ELEVATION AS PROPOSED

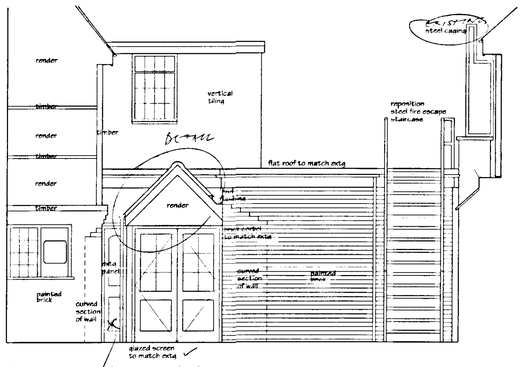

REAR ELEVATION AS PROPOSED

? SOLID ON PLAN.

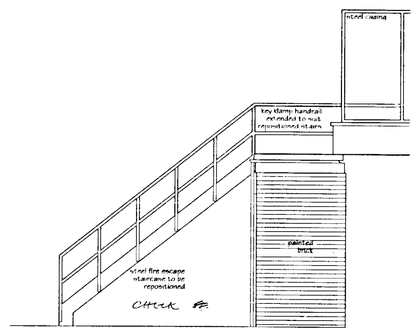

REAR / SIDE ELEVATION AS PROPOSED

31.OCT.2001 5144

SEA

Street Eite Associates

Architectural and Interior Design Consultants
Princes Drive • Kenilworth • Warks • CV8 2FD
Tel: 01926 864440 • Fax: 01926 864441
E-mail: sea@streeteite.co.uk

Client: grillbar®

Project: Ye Olde Rose Wokingham

Drawing Title: Proposed elevations

Scale: 1:50 Date: Oct 2001

Drawing no.: 20062/05 Rev: A

Revisions
A Opposite toilet elevation added 30/10/01
DESIGN PRINCIPLES AS DISCUSSED ON SITE WITH CASE OFFICER (EC) 19.12.01.

This drawing is the property of Street Eite Associates. Copyright is reserved by them and the drawing is issued on the condition that it is not copied in any part without their written consent. Figured dimensions to take preference over those scaled. All dimensions to be checked on site before commencement of the work or shop drawings. This drawing to be read in conjunction with the specification when existing and all other consultants drawings.

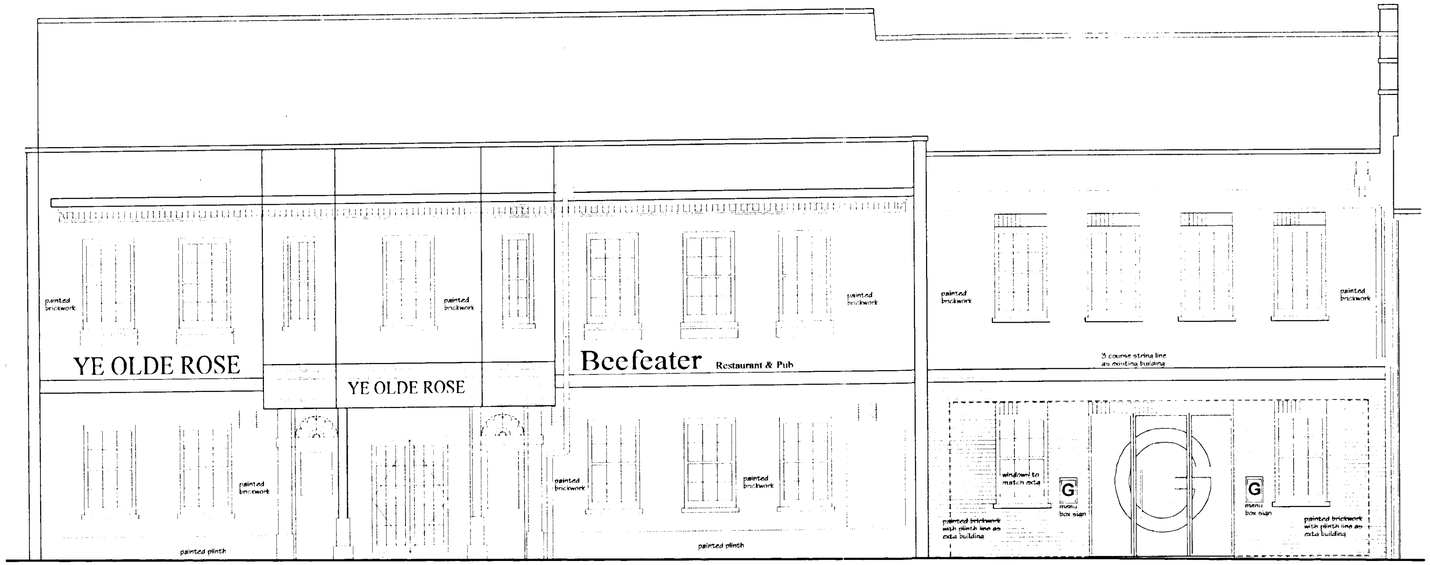

FRONT ELEVATION AS PROPOSED

NOTE:
Colours to be continuous over whole building.
External signage subject to seperate application.

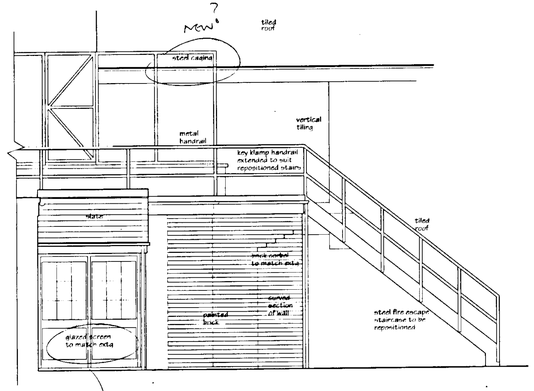

REAR / SIDE ELEVATION AS PROPOSED

NOTHING EXISTING

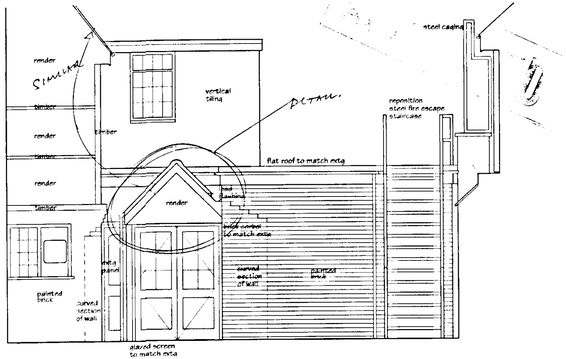

REAR ELEVATION AS PROPOSED



SIEIA
Street Eite Associates
Architectural and Interior Design Consultants
Princes Drive • Kenilworth • Warks • CV8 2FD
Tel: 01926 864440 • Fax: 01926 864441
E-mail: sea@streeteite.co.uk

Client
grillbar®

Project
Ye Olde Rose
Wokingham

Drawing Title
Proposed elevations

Scale	1:50	Date	Oct 2001
Drawing no.	20062/05 x	Rev	

Revisions
SUPERSEDED BY 5A
19 Dec 01
#

This drawing is the property of Street Eite Associates. Copyright is reserved by them and the drawing is issued on the condition that it is not copied in any part without their written consent. Figured dimensions to take preference over those scaled. All dimensions to be checked on site before commencement of the work or shop drawings. This drawing to be read in conjunction with the specification when existing and all other consultants drawings.

31.OCT.2001 * 5744

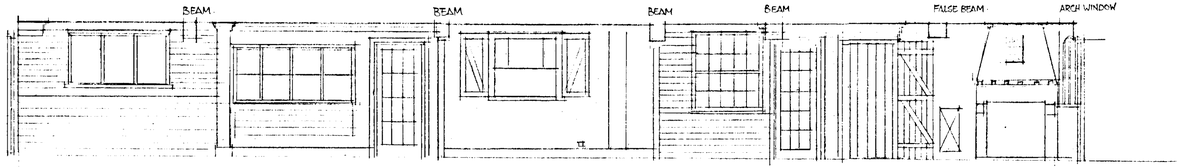

CORRIDOR ELEVATION AS EXISTING 1:50

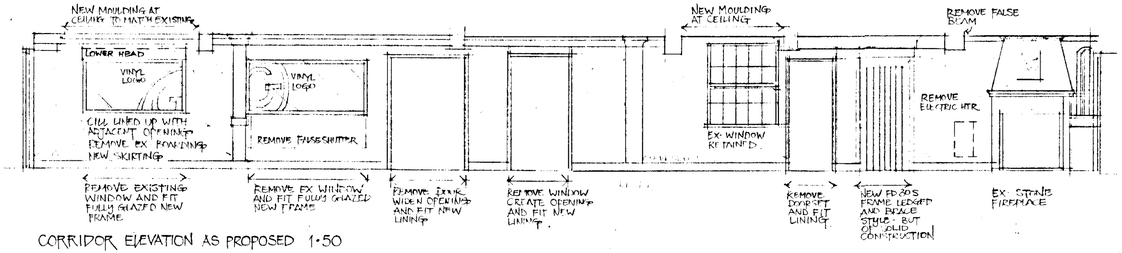

CORRIDOR ELEVATION AS PROPOSED 1:50

31.OCT.2001 5142

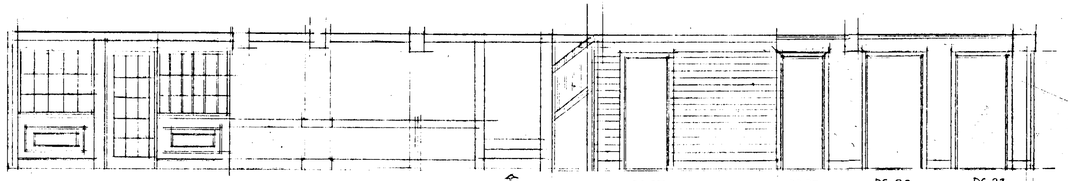

OPPOSITE ELEVATION AS EXISTING 1:50

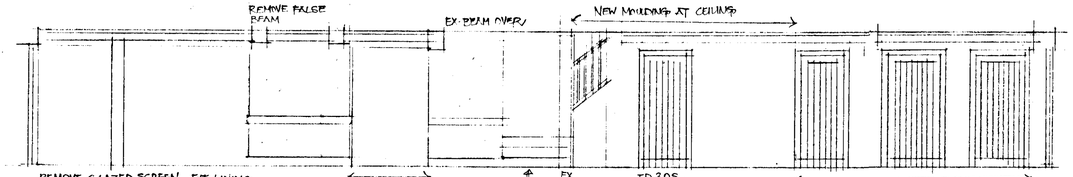

OPPOSITE ELEVATION AS PROPOSED 1:50

SEA
Street Eite Associates
Architectural & Interior Design Consultants
Princes Drive • Kenilworth • Warwickshire • CV8 2FD
Tel: 01926 864440 • Fax: 01926 864441 • E-mail: sea@streeteite.co.uk

Client
grillbar®

Project
Ye Olde Rose
Wokingham

Drawing Title
Corridor elevations

Scale 1:50 Date Oct 2001

Drawing no 20062 / 06 Rev

Revisions

This drawing is the property of Street Eite Associates. Copyright is reserved by them and the drawing is issued on the condition that it is not copied in any part without their written consent. Figured dimensions to take preference over those scaled. All dimensions to be checked on site before commencement of work or shop drawings. This drawing to be read in conjunction with the specification where existing and all other consultants drawings.

MY 466123 8



Street Eite Associates

Architectural & Interior Design Consultants

29a Bridge Street • Kenilworth • Warwickshire • CV8 1BP

Tel: 01926 864440 • Fax: 01926 864441 • E-mail: seitidial.pipex.com

Client

grillbar®

Project

Ye Olde Rose,
Wokingham.

Drawing Title

Proposed Elevation to New
Bar Extension

Scale n t s Date May 2001

Drawing no 20062 / sk3 Rev

Revisions

This drawing is the property of Street Eite Associates. Copyright is reserved by them and the drawing is issued on the condition that it is not copied in any part without their written consent. Figured dimensions to take preference over those scaled. All dimensions to be checked on site before commencement of work or shop drawings. This drawing to be read in conjunction with the specification where existing and all other consultants drawings.

MY 417595 R



FRONT ELEVATION AS PROPOSED

NOTE:
colours to be continuous over whole building.
External signage subject to seperate application.

New windows to be painted to match extg.
Entrance doors to be stained ash

EXTENT OF WORKS TO FRONT ELEVATION

Remove existing shopfront complete and cart away.
Excavate for, provide and lay new foundation as required with new cavity wall up to underside of existing brick over, with projecting string course to match existing.

Allow for new window in positions shown, joinery to exactly match existing. New glazed entrance screen with applied vinyl design.

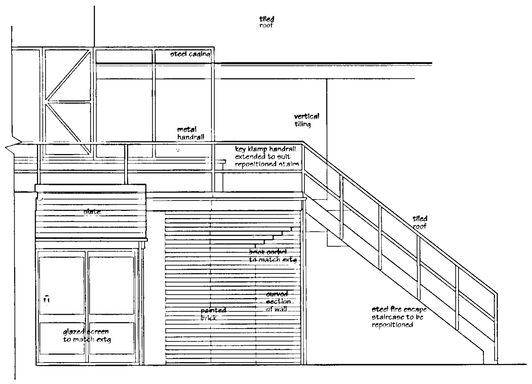

REAR / SIDE ELEVATION AS PROPOSED

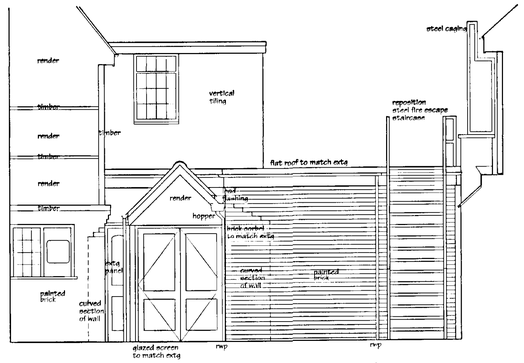

REAR ELEVATION AS PROPOSED

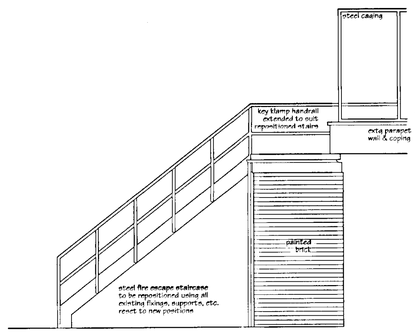

REAR / SIDE ELEVATION AS PROPOSED

PLANS TO MEET CONDITIONS

SEA
Street Elte Associates
Architectural and Interior Design Consultants
Princes Drive • Kenilworth • Warks • CV8 2FD
Tel: 01926 864440 • Fax: 01926 864441
E-mail: sea@streetelte.co.uk

Client: grillbar©

Project: Ye Olde Rose
Wokingham

Drawing Title: Proposed elevations

Scale: 1:50 Date: Oct 2001

Drawing no.: 20062/05 Rev: E

Revisions

A	Opposite toilet elevation added	30/10/01
B	General revisions	20/11/01
C	Extg fans to front elevation shown	28/5/02
D	Remove G to doors	17/6/02
E	General revisions, signage removed	22/7/02

This drawing is the property of Street Elte Associates. Copyright is reserved by them and the drawing is issued on the condition that it is not copied in any part without their written consent. Figured dimensions to take preference over those scaled. All dimensions to be checked on site before commencement of the work or shop drawings. This drawing to be read in conjunction with the specification when existing and all other consultants drawings.



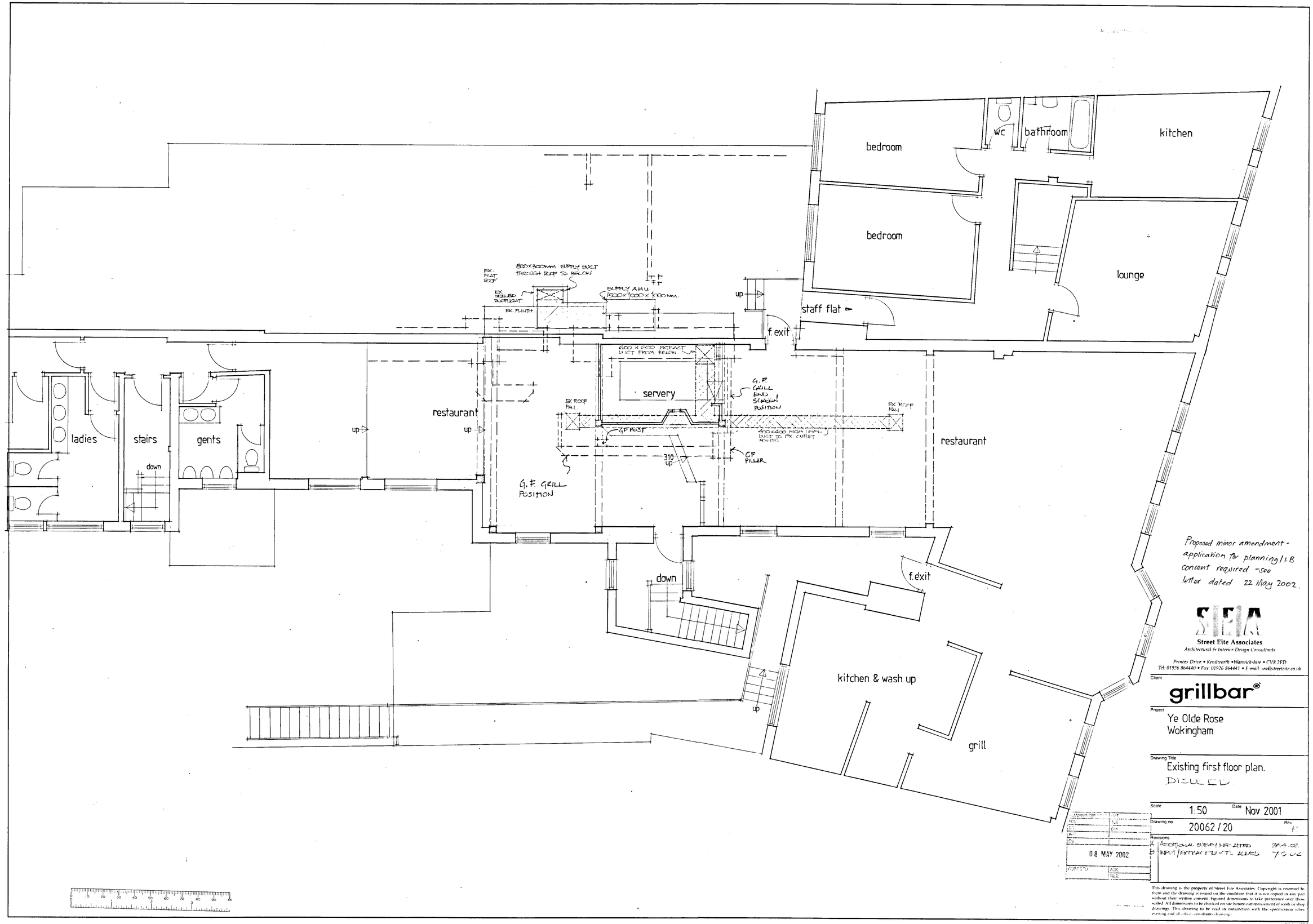

Proposed minor amendment - application for planning/LB consent required - see letter dated 22 May 2002.

SIEIA
Street Eite Associates
Architectural & Interior Design Consultants
Princes Drive • Kenilworth • Warwickshire • CV8 2FD
Tel: 01926 864440 • Fax: 01926 864441 • E-mail: sea@streeteite.co.uk

Client
grillbar®

Project
Ye Olde Rose
Wokingham

Drawing Title
Existing first floor plan.
DISUSED

Scale 1:50 Date Nov 2001

Drawing no 20062 / 20 Rev F

Revisions
A ADDITIONAL SURVEY INFO ADDED 26.4.02
B INPUT/EXTRACT DUCTS ADDED 7.5.02

08 MAY 2002

This drawing is the property of Street Eite Associates. Copyright is reserved by them and the drawing is issued on the condition that it is not copied in any part without their written consent. Figured dimensions to take preference over those scaled. All dimensions to be checked on site before commencement of work or shop drawings. This drawing to be read in conjunction with the specification when existing and all other consultants drawing.

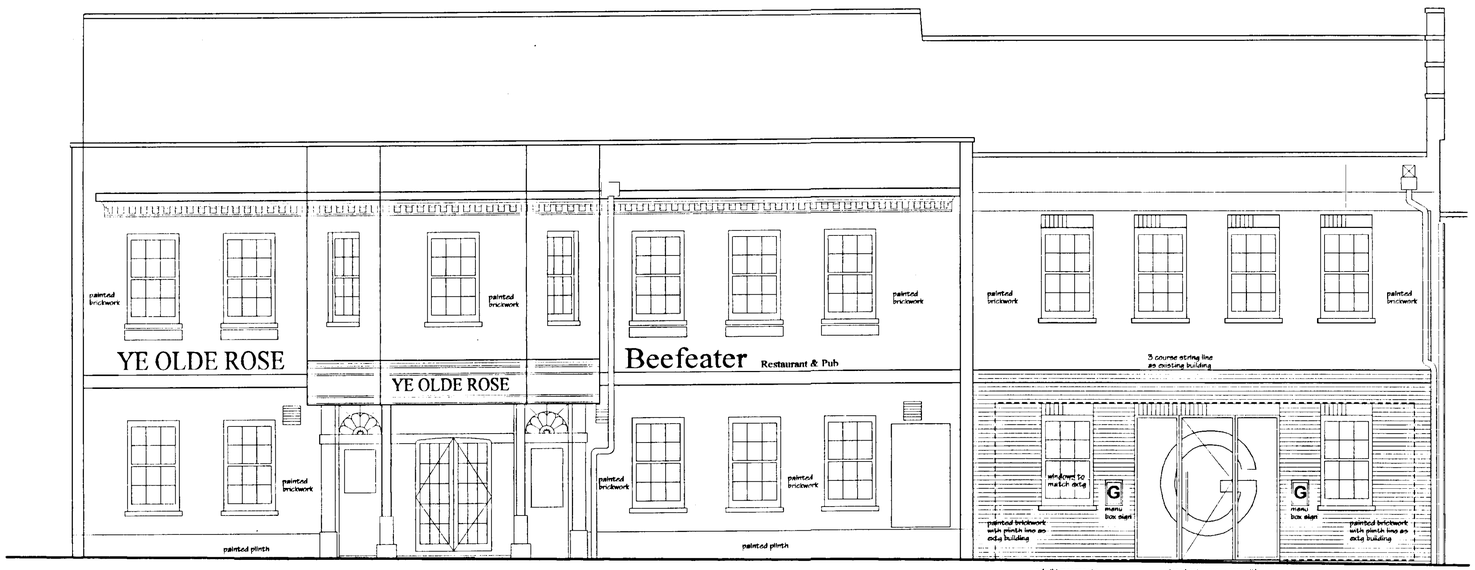

FRONT ELEVATION AS PROPOSED

NOTE:
colours to be continuous over whole building
External signage subject to seperate application.

31.OCT.2001 • 5142

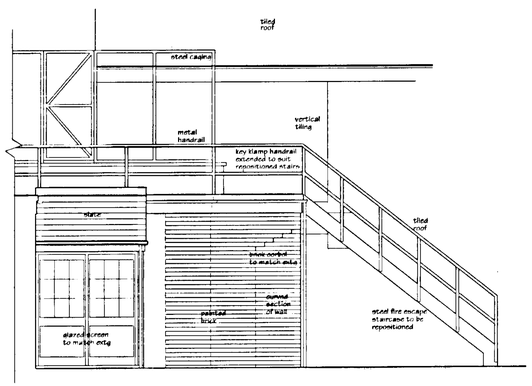

REAR / SIDE ELEVATION AS PROPOSED

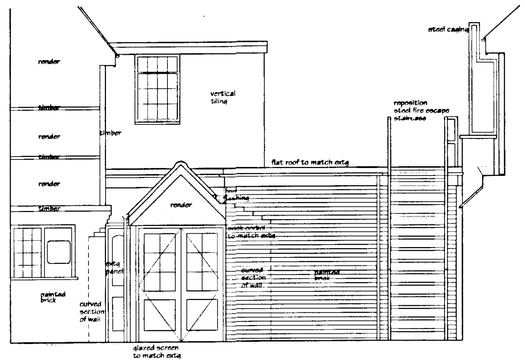

REAR ELEVATION AS PROPOSED

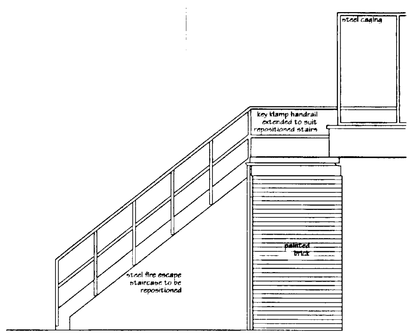

REAR / SIDE ELEVATION AS PROPOSED



SIEIA

Street Eite Associates

Architectural and Interior Design Consultants
Princes Drive • Kenilworth • Warks • CV8 2FD
Tel: 01926 864440 • Fax: 01926 864441
E-mail: sea@streeteite.co.uk

Client
grillbar®

Project
Ye Olde Rose
Wokingham

Drawing Title
Proposed elevations

Scale	1:50	Date	Oct 2001
Drawing no.	20062/05	Rev	A

Revisions
A Opposite toilet elevation added 30/10/01

This drawing is the property of Street Eite Associates. Copyright is reserved by them and the drawing is issued on the condition that it is not copied in any part without their written consent. Figured dimensions to take preference over those scaled. All dimensions to be checked on site before commencement of the work or shop drawings. This drawing to be read in conjunction with the specification when existing and all other consultants drawings.

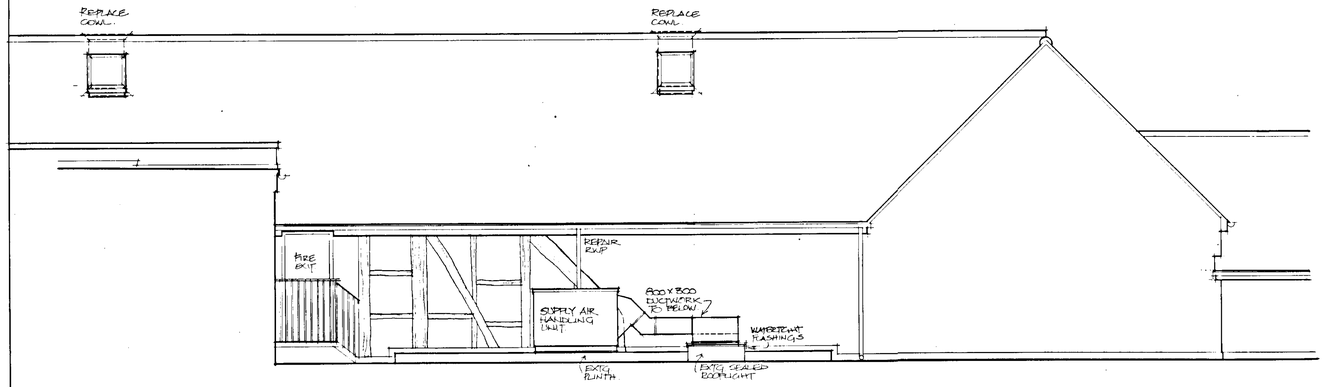

PROPOSED ELEVATION.

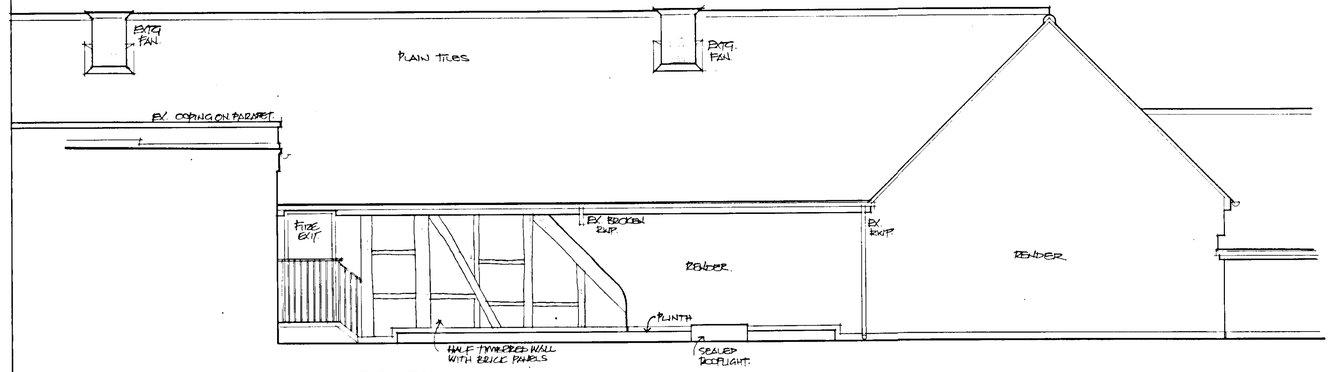

EXISTING ELEVATION.

Proposed minor amendment - planning + LB consent required - see letter dated 22 May 2002

Street Eite Associates
Architectural & Interior Design Consultants
Princes Drive • Kenilworth • Warwickshire • CV8 2FD
Tel: 01926 864440 • Fax: 01926 864441 • E-mail: sea@streeteite.co.uk

Client

Project
Ye Olde Rose
Wokingham

Drawing Title
Side elevation
existing & proposed

Scale 1:50 Date Apr 02.

Drawing no 20062 / 29 Rev

Revisions

This drawing is the property of Street Eite Associates. Copyright is reserved by them and the drawing is issued on the condition that it is not copied in any part without their written consent. Figured dimensions to take preference over those scaled. All dimensions to be checked on site before commencement of work or shop drawings. This drawing to be read in conjunction with the specification where existing and all other consultants drawings.

MY 466133 B

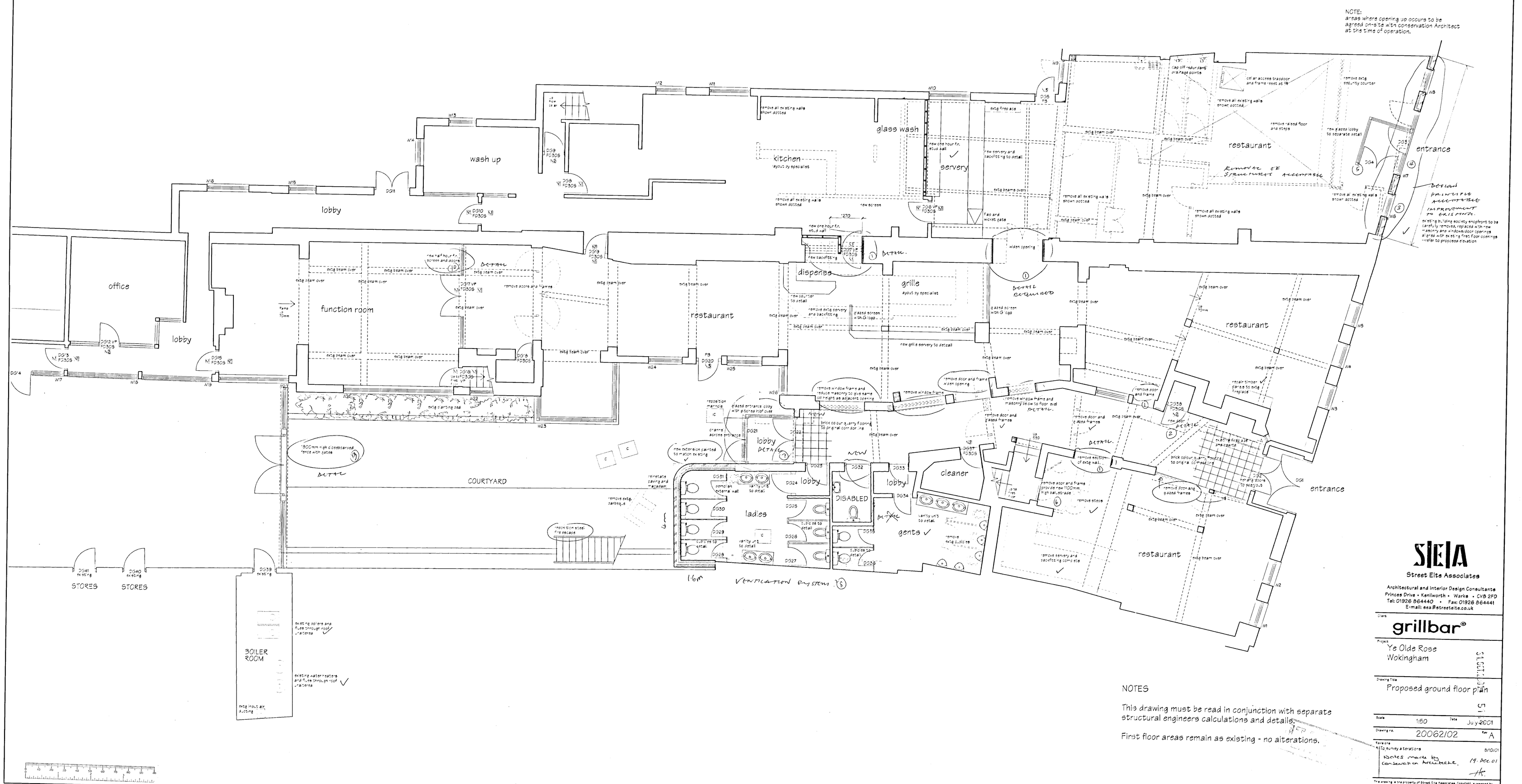

NOTES

This drawing must be read in conjunction with separate structural engineers calculations and details.

First floor areas remain as existing - no alterations.

SEA
Street Elite Associates
Architectural and Interior Design Consultants
Princes Drive • Kenilworth • Warks • CV8 2FD
Tel: 01926 864440 • Fax: 01926 864441
E-mail: sea@streeteite.co.uk

Client: grillbar®

Project: Ye Olde Rose Wokingham

Drawing Title: Proposed ground floor plan

Scale: 1:50 Date: July 2001

Drawing no.: 20062/02 Rev: A

Revisions
A) To survey alterations 8/10/01
Notes made by Conservation Architecture. 19. Dec. 01

This drawing is the property of Street Elite Associates. Copyright is reserved by them and the drawing is issued on the condition that it is not copied in any part without their written consent. Figured dimensions to take preference over those scaled. All dimensions to be checked on site before commencement of the work or shop drawings. This drawing to be read in conjunction with the specification when existing and all other consultants drawings.

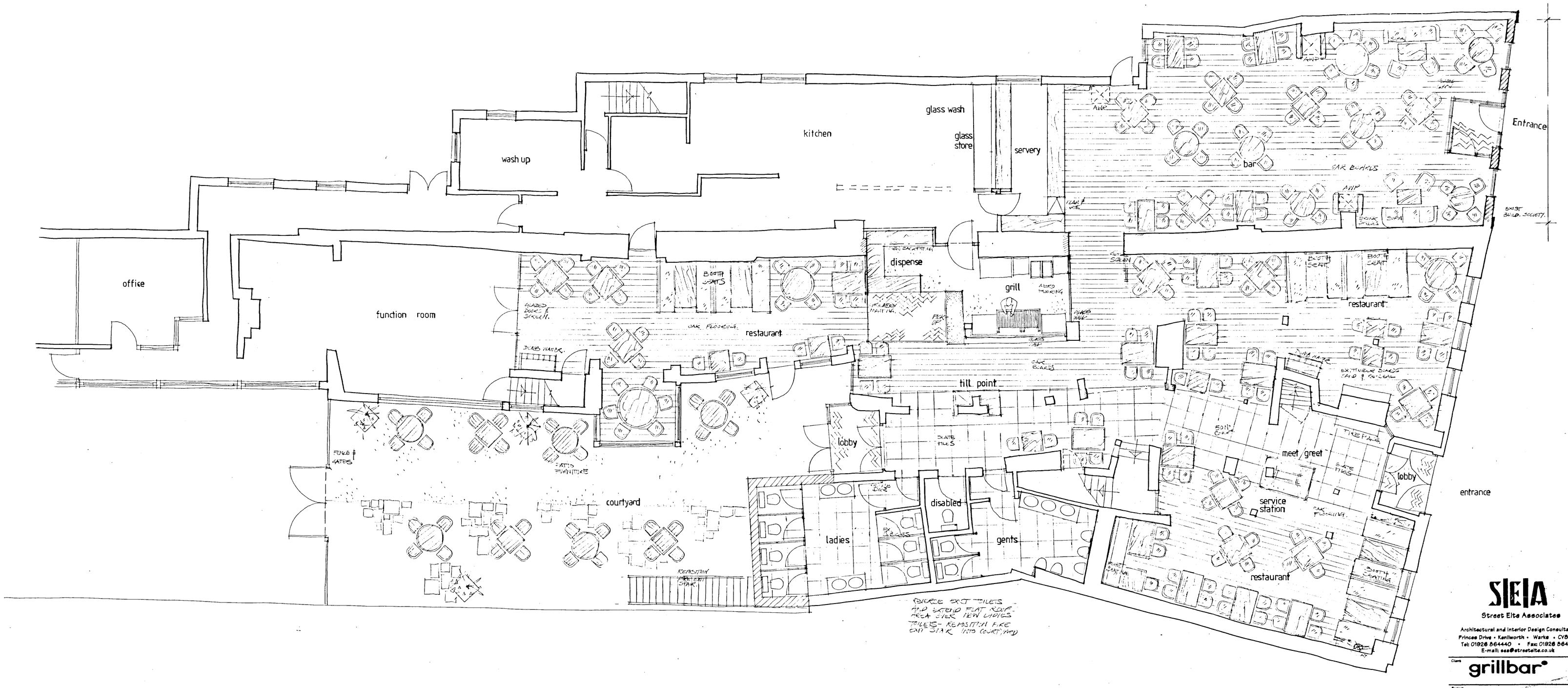

SIEIA
Street Elite Associates
Architectural and Interior Design Consultants
Princes Drive • Kenilworth • Warks • CV8 2FD
Tel: 01926 864440 • Fax: 01926 864441
E-mail: sea@streetelite.co.uk

Client: grillbar

Project: GRILL BAR
Ye Olde Rose
Wokingham

Drawing Title: sketch scheme
ground floor plan

Scale: 1:50 Date: May 2001

Drawing no. 20062 /sk02 Rev C

Revisions
A 15-5-2001 ADDITIONAL TOILETS
B 24-5-2001 REMOVE BAR TOILET, ALTER DISPENSE BAR
C 29-5-2001 LOBBY & PLAN to BUILDING SOCIETY EXTENSION AMENDED.

This drawing is the property of Street Elite Associates. Copyright is reserved by them and the drawing is issued on the condition that it is not copied in any part without their written consent. Figured dimensions to take preference over those scaled. All dimensions to be checked on site before commencement of the work or shop drawings. This drawing to be read in conjunction with the specification when existing and all other consultants drawings.



SEIA
Street Elte Associates
Architectural and Interior Design Consultants
Princes Drive • Kenilworth • Warks • CV8 2FD
Tel: 01926 864440 • Fax: 01926 864441
E-mail: sea@streetelte.co.uk

Client
grillbar

Project
Ye Olde Rose
Wokingham



Drawing Title
Existing front elevation

Scale 1:50 Date July 2001

Drawing no. 20062/03 Rev

Revisions

This drawing is the property of Street Elte Associates. Copyright is reserved by them and the drawing is issued on the condition that it is not copied in any part without their written consent. Figured dimensions to take preference over those scaled. All dimensions to be checked on site before commencement of the work or shop drawings. This drawing to be read in conjunction with the specification when existing and all other consultants drawings.







SEIA
Street Elite Associates

Architectural and Interior Design Consultants
Princes Drive • Kenilworth • Warks • CV8 2FD
Tel: 01926 864440 • Fax: 01926 864441
E-mail: sea@streetelte.co.uk

Client
grillbar

Project
Ye Olde Rose
Wokingham

Drawing Title
Existing front elevation

Scale 1:50 Date July 2001

Drawing no. 20062/03 Rev

Revisions

This drawing is the property of Street Elte Associates. Copyright is reserved by them and the drawing is issued on the condition that it is not copied in any part without their written consent. Figured dimensions to take preference over those scaled. All dimensions to be checked on site before commencement of the work or shop drawings. This drawing to be read in conjunction with the specification when existing and all other consultants drawings.

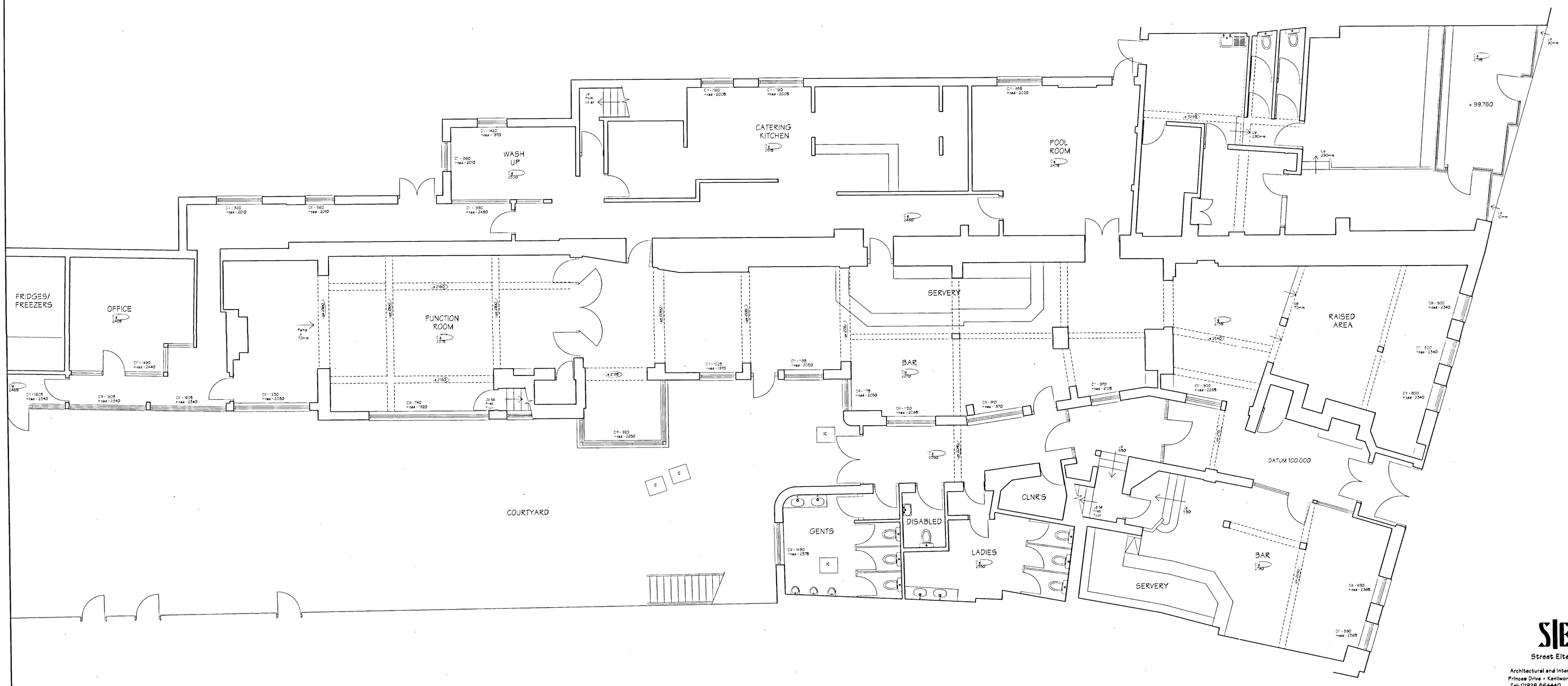

SIEIA
Street Eite Associates
Architectural and Interior Design Consultants
Princes Drive • Kenilworth • Warks • CV8 2FD
Tel: 01926 864440 • Fax: 01926 864441
E-mail: sea@streeteite.co.uk

Client: grillbar®

Project: Ye Olde Rose Wokingham

Drawing Title: Existing ground floor plan

Scale: 1:50 | Date: July 2001

Drawing no.: 20062/01 | Rev

Revisions

This drawing is the property of Street Eite Associates. Copyright is reserved by them and the drawing is issued on the condition that it is not copied in any part without their written consent. Figured dimensions to take preference over those scaled. All dimensions to be checked on site before commencement of the work or shop drawings. This drawing to be read in conjunction with the specification when existing and all other consultants drawings.

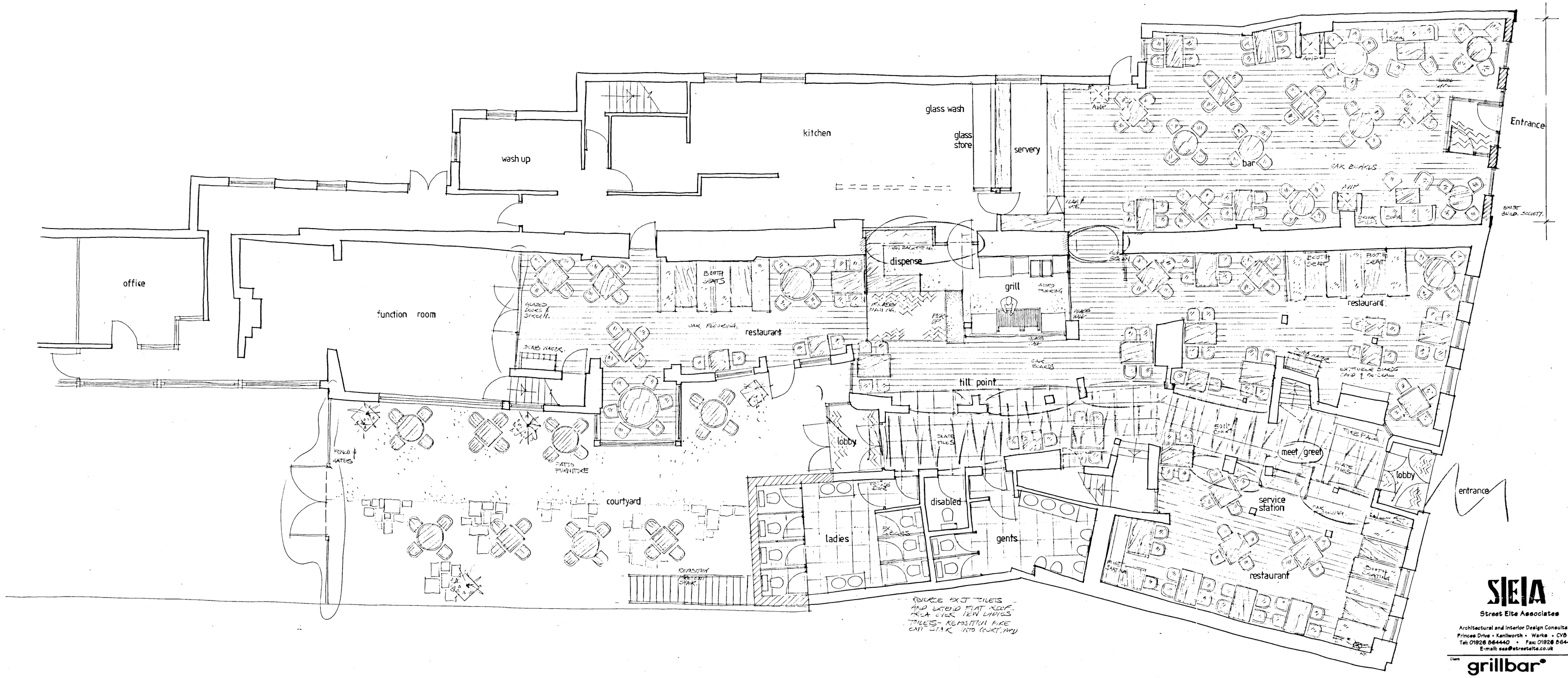

REVERSE EXIT TOILETS AND EXTEND FLAT ROOF AREA OVER NEW LADIES TOILETS - REPOSITION FIRE EXIT STAIR INTO COURTYARD

PASSAGE WAY
WOKINGTON

BEEF EATER -
OUT & OUT:
ROAD HOUSE
GRILLE BAR

Simple furnishes
lighting.

SIEIA
Street Elite Associates
Architectural and Interior Design Consultants
Princes Drive • Kenilworth • Warks • CV8 2FD
Tel: 01926 864440 • Fax: 01926 864441
E-mail: sea@streetelite.co.uk

Client: grillbar

Project: GRILL BAR
Ye Olde Rose
Wokingham

Drawing Title: sketch scheme
ground floor plan

Scale: 1:50 Date: May 2001

Drawing no. 20062 /sk02 Rev C

Revisions

A	15-5-2001	ADDITIONAL TOILETS ABOVE BOOTH SEATS
B	24-5-2001	REMOVE BAR TOILET, ALTER DISPENSER BAR
C	29-5-2001	LOBBY & PLAN TO BUILDING SOCIETY EXTENSION AMENDED.

This drawing is the property of Street Elite Associates. Copyright is reserved by them and the drawing is issued on the condition that it is not copied in any part without their written consent. Figured dimensions to take preference over those scaled. All dimensions to be checked on site before commencement of the work or shop drawings. This drawing to be read in conjunction with the specification when existing and all other consultants drawings.

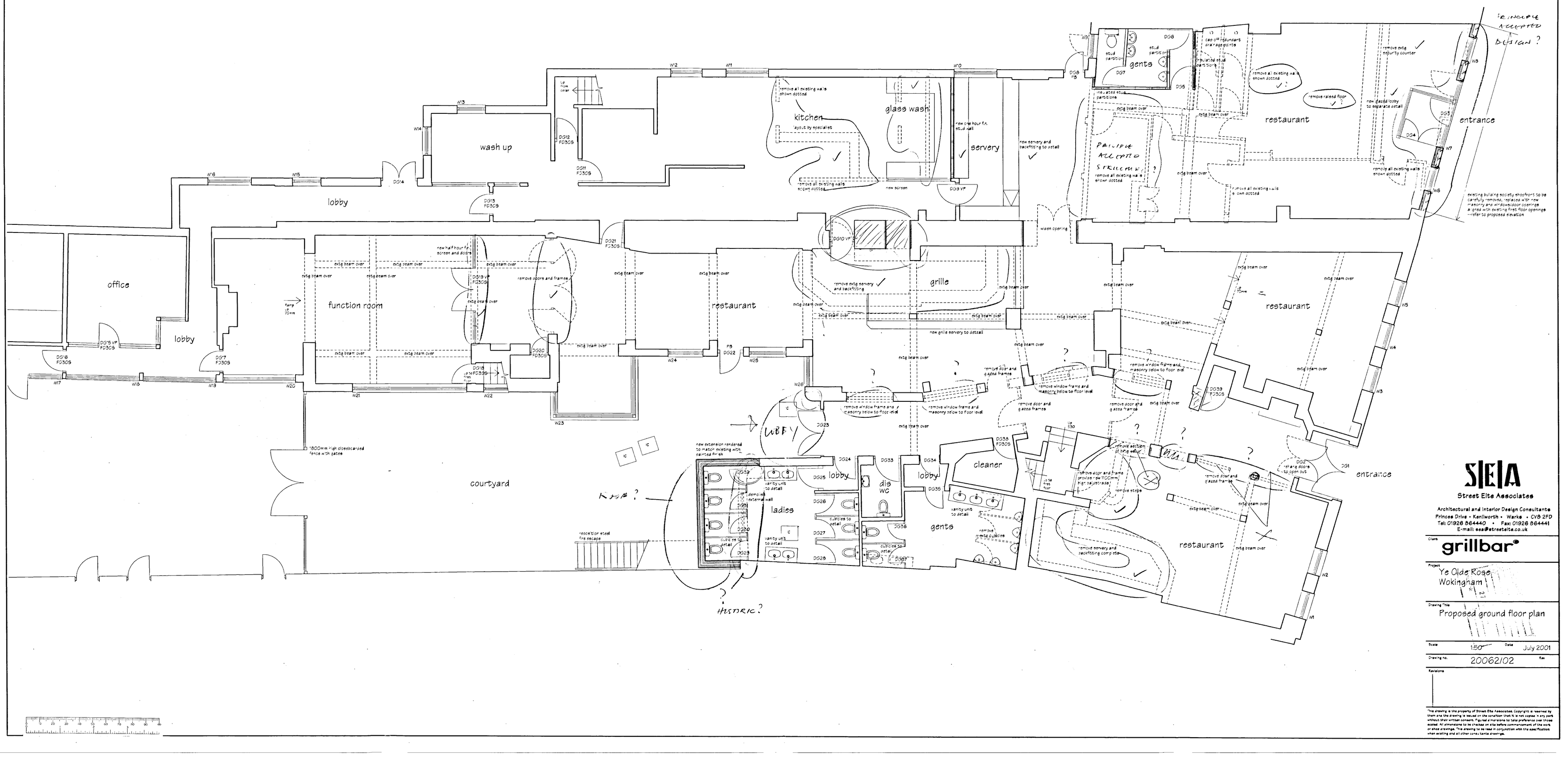
lobby
office
lobby
function room
wash up
kitchen
glass wash
servery
restaurant
gents
restaurant
entrance
grille
restaurant
courtyard
ladies
lobby
dis WC
lobby
gents
cleaner
restaurant
entrance
remove all existing walls shown dotted
new one hour fr. stud wall
new servery and backfitting to install
new screen
remove exstg servery and backfitting
new grille servery to install
remove exstg security counter
new glazed lobby to separate entrance
remove raised floor
remove all existing walls shown dotted
remove all existing walls shown dotted
PALPIE ALLOTED STRUCTURE
remove all existing walls shown dotted
remove all existing walls shown dotted
new half hour fr. screen and doors
remove doors and frames
new extension rendered to match existing with painted finish
1800mm high close boarded fence with gates
new reception area
new disabled WC
vanity units to detail
cubicles to detail
remove partition
remove door and glazed frame
remove window frame and masonry below to floor level
remove door and glazed frame
remove window frame and masonry below to floor level
remove window frame and masonry below to floor level
remove door and glazed frame
remove section of ramp
remove steps
remove door and glazed frame
remove door and frame and form new 1100mm high balustrade
remove servery and backfitting complete
remove partitions
existing building society shopfront to be carefully removed, replaced with new masonry and window/door openings & infilled with existing first floor openings - refer to proposed elevation
PLANNING ACCEPTED DESIGN ?
exstg beam over
exstg beam over
exstg beam over



Street Eite Associates

Architectural & Interior Design Consultants

29a Bridge Street • Kenilworth • Warwickshire • CV8 1BP
Tel: 01926 864440 • Fax: 01926 864441 • E-mail: sea@dial.pipex.com

Client

grillbar®

Project

Ye Olde Rose,
Wokingham.

Drawing Title

Proposed Elevation to New Bar Extension

Scale: n t s

Date: May 2001

Drawing no: 20062 / sk3

Rev.

Revisions

A. NEW BAR EXTENSION ELEVATION AMENDED AS RANGERS REQUIREMENTS. 21/08/01.

COPIES TO: 22 AUG 2001 ACK FILE

This drawing is the property of Street Eite Associates. Copyright is reserved by them and the drawing is issued on the condition that it is not copied in any part without their written consent. Figured dimensions to take preference over those scaled. All dimensions to be checked on site before commencement of work or shop drawings. This drawing to be read in conjunction with the specification when existing and all other consultants drawings.

MY 417595 R



SEA

Street Eite Associates

Architectural & Interior Design Consultants

29a Bridge Street • Kenilworth • Warwickshire • CV8 1BP
Tel: 01926 864440 • Fax: 01926 864441 • E-mail: sea@dial.pipex.com

Client

grillbar®

Project

Ye Olde Rose,
Wokingham.

Drawing Title

Proposed Elevation to New Bar Extension

Scale: n t s Date: May 2001

Drawing no: 20062 / sk3 Rev

Revisions

A. NEW BAR EXTENSION ELEVATION AMENDED AS RANGERS REQUIREMENTS. 21/08/01.

PLANNING SERVICES	
VOL	
DC	
IMP	
CS	
COPIES TO	
	22 AUG 2001

This drawing is the property of Street Eite Associates. Copyright is reserved by them and the drawing is issued on the condition that it is not copied in any part without their written consent. Figured dimensions to take preference over those scaled. All dimensions to be checked on site before commencement of work or shop drawings. This drawing to be read in conjunction with the specification when existing and all other consultants drawings.

MT 417595 R



Street Eite Associates

Architectural & Interior Design Consultants

29a Bridge Street • Kenilworth • Warwickshire • CV8 1BP

Tel: 01926 864440 • Fax: 01926 864441 • E-mail: seadial.pipex.com

Client

grillbar®

Project

Ye Olde Rose,
Wokingham.

Drawing Title

Proposed Elevation to New
Bar Extension

Scale: n t s

Date: May 2001

Drawing no.: 20062 / sk3

Rev.

Revisions

This drawing is the property of Street Eite Associates. Copyright is reserved by them and the drawing is issued on the condition that it is not copied in any part without their written consent. Figured dimensions to take preference over those scaled. All dimensions to be checked on site before commencement of work or shop drawings. This drawing to be read in conjunction with the specification when existing and all other consultants drawings.

MY 417595 8

FRIDGES/ FREEZERS

OFFICE

WASH UP

CATERING KITCHEN

POOL ROOM

FUNCTION ROOM

SERVERY

BAR

RAISED AREA

+ 99.760

COURTYARD

GENTS

DISABLED

LADIES

CLNR'S

DATUM 100.000

BAR

SERVERY

SIEIA

Street Elis Associates

Architectural and Interior Design Consultants
Princes Drive • Kenilworth • Warks • CV8 2FD
Tel: 01926 864440 • Fax: 01926 864441
E-mail: sea@streetelis.co.uk

Client: grillbar

Project: Ye Olde Rose Wokingham

Drawing Title: Existing ground floor plan

Scale: 1:50 Date: July 2001

Drawing no. 20062/01 Rev.

Revisions

This drawing is the property of Street Elis Associates. Copyright is reserved by them and the drawing is issued on the condition that it is not copied in any part without their written consent. Figured dimensions to take preference over scaled ones. All dimensions to be checked on site before commencement of the work or shop drawings. This drawing to be read in conjunction with the specification when existing and all other consultants drawings.