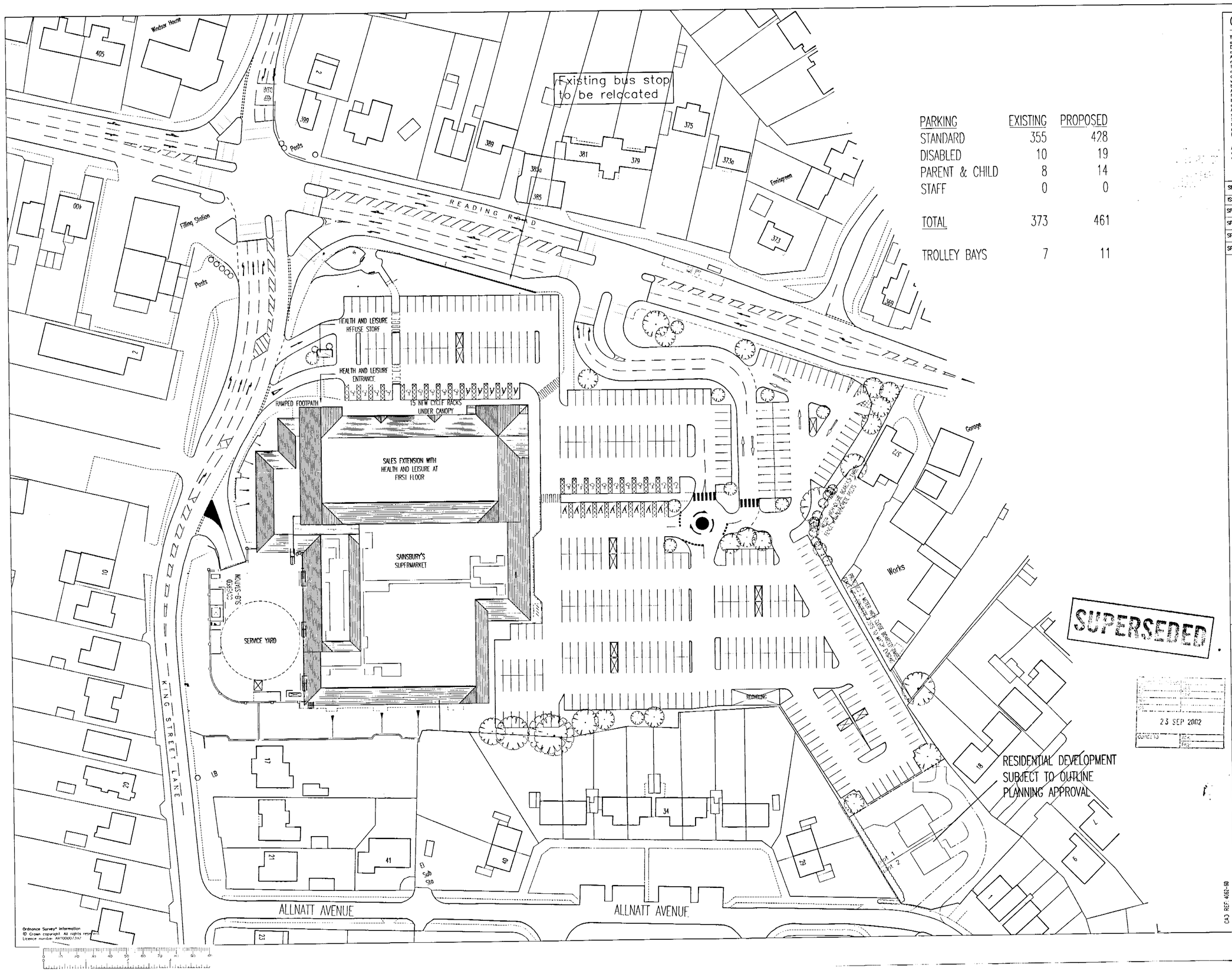


| PARKING | EXISTING | PROPOSED |
|---|---|---|
| STANDARD | 355 | 428 |
| DISABLED | 10 | 19 |
| PARENT & CHILD | 8 | 14 |
| STAFF | 0 | 0 |
| TOTAL | 373 | 461 |
| TROLLEY BAYS | 7 | 11 |

## GENERAL NOTES

This scheme is subject to Town Planning and all other necessary consents.
Dimensions, areas and levels where given are only approximate and subject to site survey.
All dimensions are to be checked on site, do not scale.
This drawing is to be read in conjunction with all relevant consultants' and/or specialists' drawings/documents and any discrepancies or variations are to be notified to the architects before the affected work commences.
All queries relating to design of foundations, floor slabs and any structural elements are to be referred to the structural engineering consultant for resolution.
All feasibility studies are subject to full site survey.
The workmanship of all relevant trades and building operations shall comply with the recommendations of British Standard (BS) 8000:1989 parts 1–15 inclusive.

All design and construction is to be in accordance with the Construction, Design and Management Regulations 1994

SPECIALIST PACKAGES ON THIS DRAWING

ISSUED FOR CONSTRUCTION.

| | | |
|---|---|---|
| SP. | SP. | SP. |
| SP. | SP. | SP. |
| SP. | SP. | SP. |
| SP. | SP. | SP. |

REVISED PLAN

6642

B – FOOTPATHS ADJUSTED TO HIGHWAYS CONSULTANT'S RECOMMENDATIONS 06/09/02

A – DRAWING UPDATED TO INCLUDE SURVEY & HIGHWAYS CONSULTANT'S INFORMATION – 05/09/02

REV

CLIENT
SAINSBURY'S SUPERMARKETS LTD.

PROJECT
READING ROAD WINNERSH

DRAWING
PROPOSED SITE PLAN


CHQ PARTNERSHIP
ARCHITECTS & BUILDING SURVEYORS
CHQ Partnership Ltd
Tannery House, 23 High Street
Baldock, Hertfordshire SG7 6BE
Telephone: (01462) 895110
Facsimile: (01462) 895099
Email: design@chq-architects.co.uk
www.chq-architects.co.uk


DATE AUG 2002 | DRAWN
SCALE 1:500 | CHECKED

CHQ.99.4062-60/B

CAD REF: 4062-60


Ordnance Survey® information
© Crown copyright. All rights reserved.
Licence number AR100007397

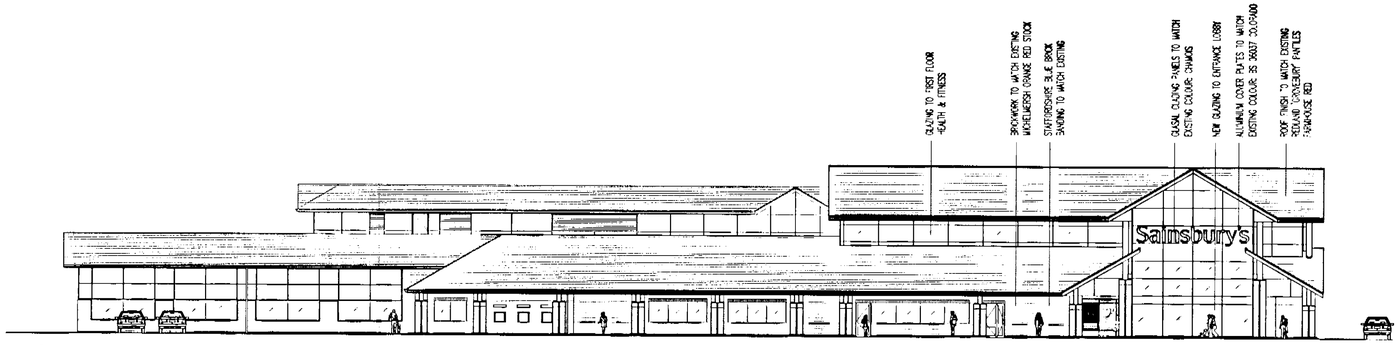


EAST ( ELEVATION TO CUSTOMER CARPARK )

EXISTING SALES AREA | EXIT | ATM'S | CUSTOMER FACILITIES | COFFEE SHOP | SUB-LET | CTN AREA | ENTRANCE TO SUPERMARKET

SALES AREA EXTENSION WITH HEALTH & FITNESS AT FIRST FLOOR

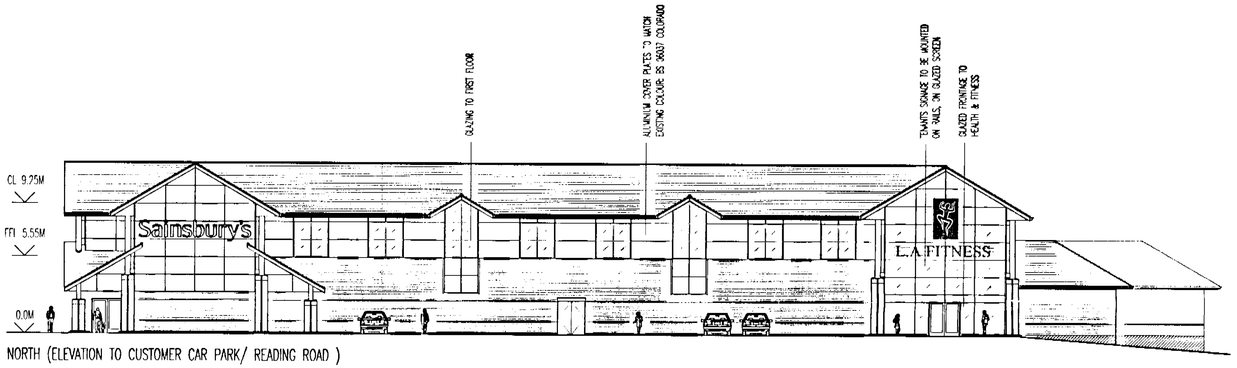


NORTH (ELEVATION TO CUSTOMER CAR PARK/ READING ROAD )

ENTRANCE TO SUPERMARKET | SALES AREA | BACKUP AREA | ENTRANCE TO HEALTH AND LEISURE

PROPOSED EXTENSION WITH HEALTH AND LEISURE ABOVE | BACKUP - SINGLE STOREY

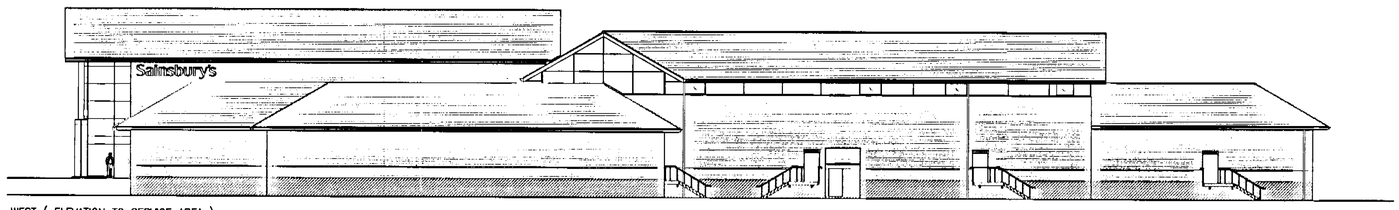


WEST ( ELEVATION TO SERVICE AREA )

EXISTING ELEVATION

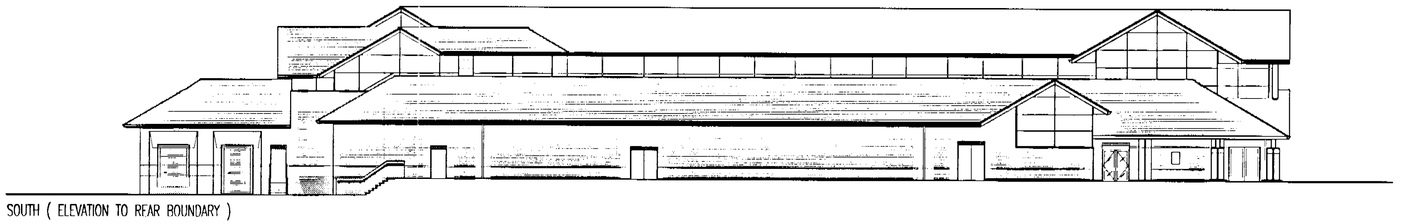

SOUTH ( ELEVATION TO REAR BOUNDARY )

BACKUP AREA | SALES AREA | CUSTOMER FACILITYS



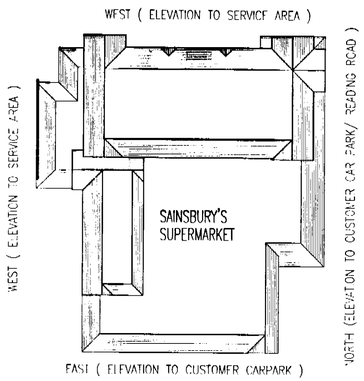


## GENERAL NOTES

This scheme is subject to Town Planning and all other necessary consents.
Dimensions, areas and levels where given are only approximate and subject to site survey.
All dimensions are to be checked on site, do not scale.
This drawing is to be read in conjunction with all relevant consultants' and/or specialists' drawings/documents and any discrepancies or variations are to be notified to the architects before the effected work commences.
All queries relating to design of foundations, floor slabs and any structural elements are to be referred to the structural engineering consultant for resolution.
All feasibility studies are subject to full site survey.
The workmanship of all relevant trades and building operations shall comply with the recommendations of British Standard (BS) 8000:1989 parts 1-15 inclusive.

All design and construction is to be in accordance with the Construction, Design and Management Regulations 1994

| SPECIALIST PACKAGES ON THIS DRAWING | | |
|---|---|---|
| ISSUED FOR CONSTRUCTION. | | |
| SP. | SP. | SP. |
| SP. | SP. | SP. |
| SP. | SP. | SP. |
| SP. | SP. | SP. |

16.MAY.2002 6642

| REV | | |
|---|---|---|
| A | SIGNAGE ADDED | 08/05/02 |

CLIENT
SAINSBURY'S SUPERMARKETS LTD.

PROJECT
READING ROAD
WINNERSH

DRAWING
PROPOSED ELEVATIONS

CHQ PARTNERSHIP
ARCHITECTS & BUILDING SURVEYORS
CHQ Partnership Ltd.
Tannery House, 23 High Street
Rickmansworth, Hertfordshire WD3 1ER
Telephone: (01462) 896110
Facsimile: (01462) 895099
Email: design@chq-architects.co.uk
www.chq-architects.co.uk

| DATE | APR 2001 | DRAWN |
|---|---|---|
| SCALE | 1:200 | CHECKED |

CHQ.99.4062.51/A

CAD REF: 4062-51

SUPERSEDED

# PLANNING

| AREAS | EXISTING | | PROPOSED | |
|---|---|---|---|---|
| | SqM | SqFt | SqM | SqFt |
| GROSS EXTERNAL – ground | 3607 | 38,825 | 5566 | 59,912 |
| GROSS EXTERNAL – first | 636 | 6,846 | 2536 | 27,297 |
| SAINSBURY'S SALES | 1988 | 21,400 | 3653 | 39,320 |
| SALES FROM BACKUP | – | – | 524 | 5,640 |
| SALES EXTENSION | – | – | 1135 | 12,217 |
| HEALTH & LEISURE | – | – | 1801 | 19,385 |

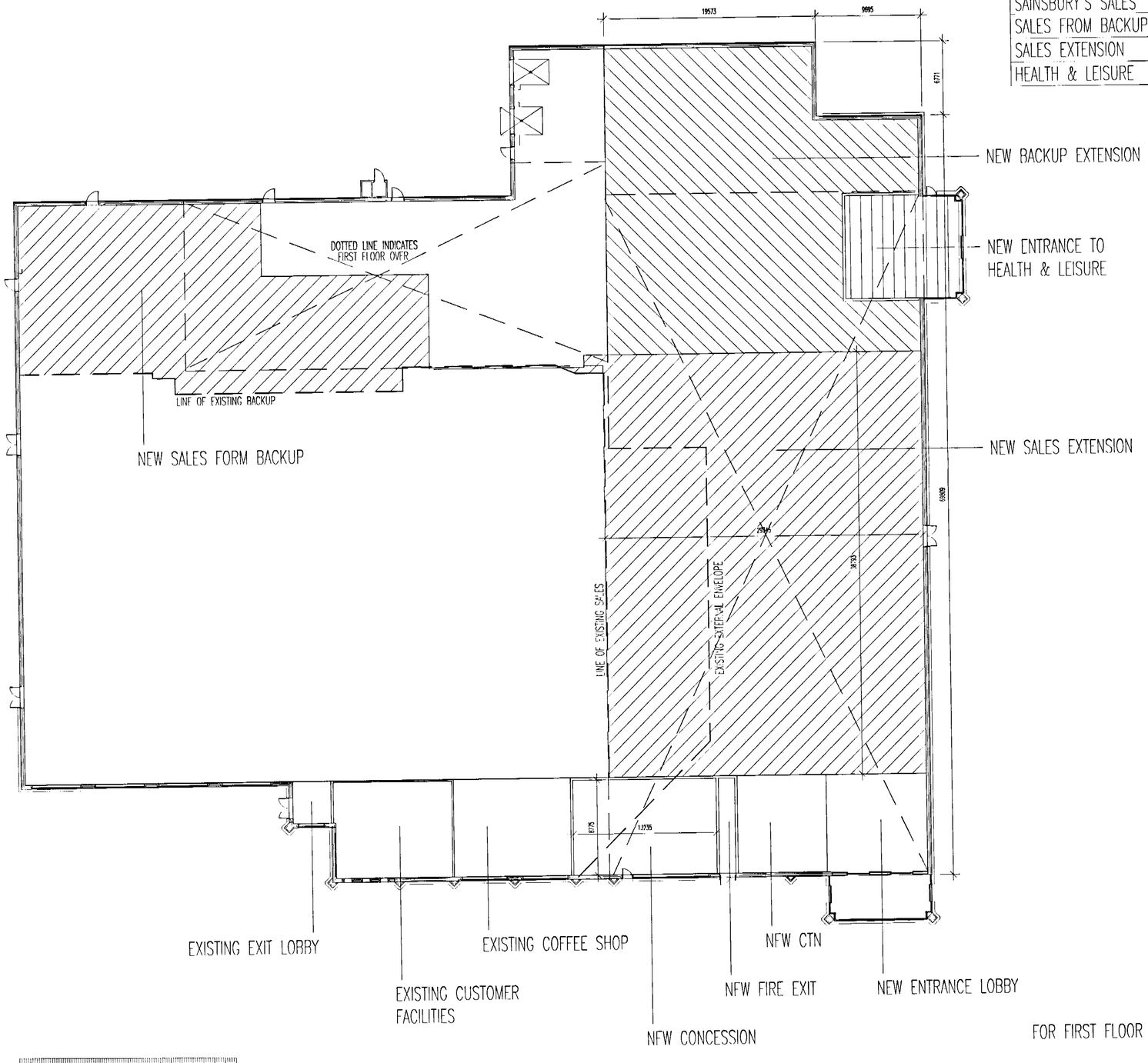


SUPERSEDED

31 MAY 2002

FOR FIRST FLOOR PLAN, REFER TO:- CHQ.99.4062-54 A

## GENERAL NOTES

This scheme is subject to Town Planning and all other necessary consents.
Dimensions, areas and levels where given are only approximate and subject to site survey.
All dimensions are to be checked on site, do not scale.
This drawing is to be read in conjunction with all relevant consultants' and/or specialists' drawings/documents and any discrepancies or variations are to be notified to the architects before the affected work commences.
All queries relating to design of foundations, floor slabs and any structural elements are to be referred to the structural engineering consultant for resolution.
All feasibility studies are subject to full site survey.
The workmanship of all relevant trades and building operations shall comply with the recommendations of British Standard (BS) 8000:1989 parts 1 15 inclusive.

All design and construction is to be in accordance with the Construction, Design and Management Regulations 1994

SPECIALIST PACKAGES ON THIS DRAWING

ISSUED FOR CONSTRUCTION.

| | | |
|---|---|---|
| SP. | SP. | SP. |
| SP. | SP. | SP. |
| SP. | SP. | SP. |
| SP. | SP. | SP. |

REVISED PLAN

6642

| | |
|---|---|
| REV A 30.05.02 O.CK. | EXTERNAL WALLS UPDATED, WINDOWS ADDED. |
| REV | |

CLIENT
SAINSBURY'S SUPERMARKETS LTD.

PROJECT
READING ROAD WINNERSH

DRAWING
PROPOSED STORE PLAN (GROUND)


CHQ PARTNERSHIP
ARCHITECTS & BUILDING SURVEYORS
CHQ Partnership Ltd
Tannery House, 23 High Street
Baldock, Hertfordshire SG7 6BE
Telephone: (01462) 895110
Facsimile: (01462) 895099
Email: design@chq.architects.co.uk
www.chq.architects.co.uk


| | |
|---|---|
| DATE APR 2002 | DRAWN |
| SCALE 1:200 | CHECKED |

CHQ.99.4062-53 A

CAD REF: 4062-53 A

PLANNING

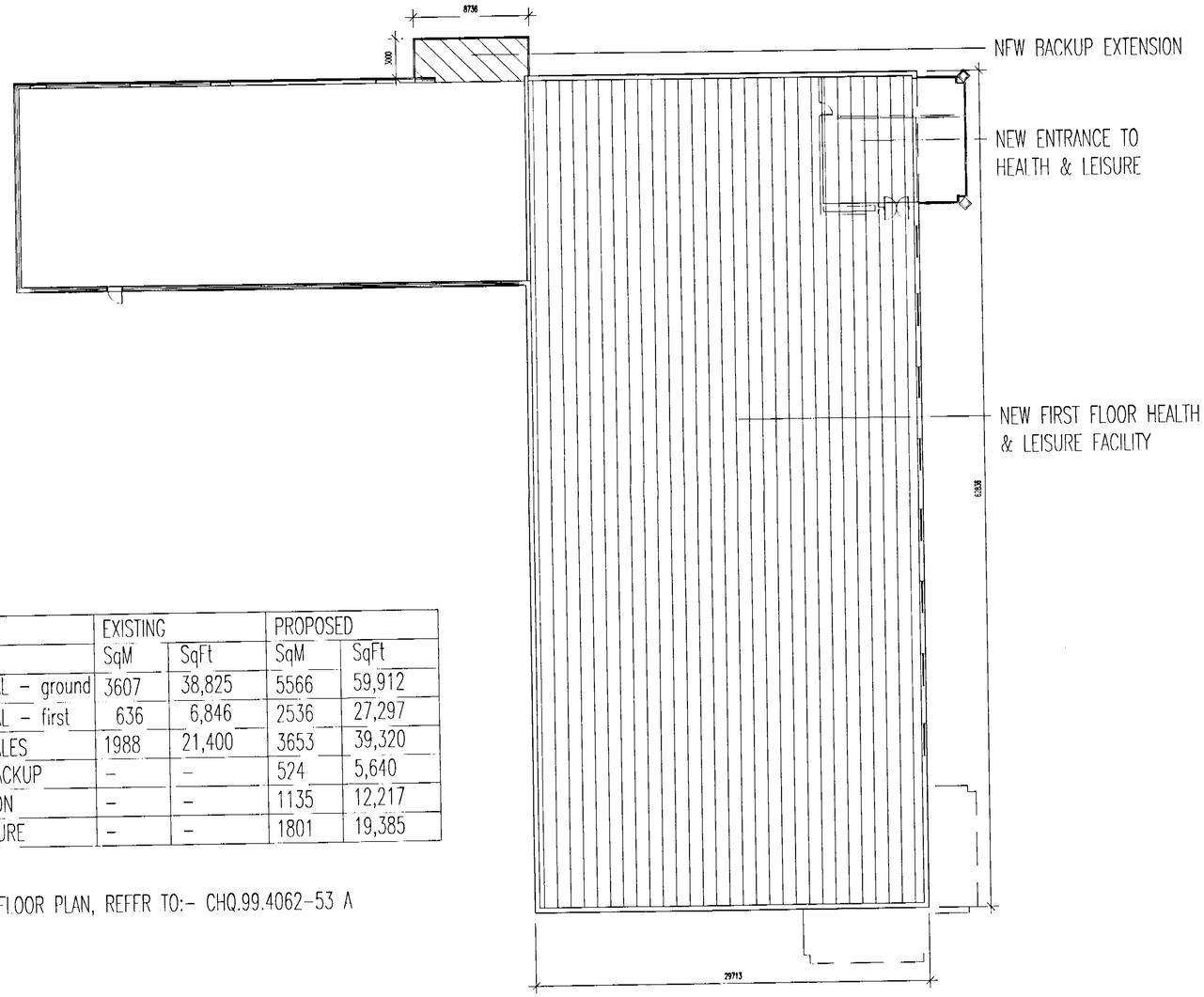


| AREAS | EXISTING | | PROPOSED | |
|---|---|---|---|---|
| | SqM | SqFt | SqM | SqFt |
| GROSS EXTERNAL – ground | 3607 | 38,825 | 5566 | 59,912 |
| GROSS EXTERNAL – first | 636 | 6,846 | 2536 | 27,297 |
| SAINSBURY'S SALES | 1988 | 21,400 | 3653 | 39,320 |
| SALES FROM BACKUP | – | – | 524 | 5,640 |
| SALES EXTENSION | – | – | 1135 | 12,217 |
| HEALTH & LEISURE | – | – | 1801 | 19,385 |

FOR GROUND FLOOR PLAN, REFFR TO:- CHQ.99.4062-53 A

SUPERSEDED

31 MAY 2002

## GENERAL NOTES

This scheme is subject to Town Planning and all other necessary consents.
Dimensions, areas and levels where given are only approximate and subject to site survey.
All dimensions are to be checked on site, do not scale.
This drawing is to be read in conjunction with all relevant consultants' and/or specialists' drawings/documents and any discrepancies or variations are to be notified to the architects before the affected work commences.
All queries relating to design of foundations, floor slabs and any structural elements are to be referred to the structural engineering consultant for resolution.
All feasibility studies are subject to full site survey.
The workmanship of all relevant trades and building operations shall comply with the recommendations of British Standard (BS) 8000:1989 parts 1-15 inclusive.

All design and construction is to be in accordance with the Construction, Design and Management Regulations 1994

SPECIALIST PACKAGES ON THIS DRAWING

ISSUED FOR CONSTRUCTION.

| | | |
|---|---|---|
| SP. | SP. | SP. |
| SP. | SP. | SP. |
| SP. | SP. | SP. |
| SP. | SP. | SP. |

REVISED PLAN
6642

| REV | | |
|---|---|---|
| A | 30.05.02 O.K. | EXTERNAL WALLS UPDATED, WINDOWS ADDED. |

REV

CLIENT
SAINSBURY'S SUPERMARKETS LTD.

PROJECT
READING ROAD
WINNERSH

DRAWING
PROPOSED
FIRST FLOOR

CHQ PARTNERSHIP
ARCHITECTS & BUILDING SURVEYORS
CHQ Partnership Ltd.
Tannery House, 23 High Street
Baldock, Hertfordshire SG7 6BE
Telephone: (01462) 895110
Facsimile: (01462) 895066
E-mail: design@chq-architects.co.uk
www.chq-architects.co.uk

| | |
|---|---|
| DATE APR 2002 | DRAWN |
| SCALE 1:200 | CHECKED |

CHQ.99.4062-54 A

CAD REF: 4062-54 A

PLANNING

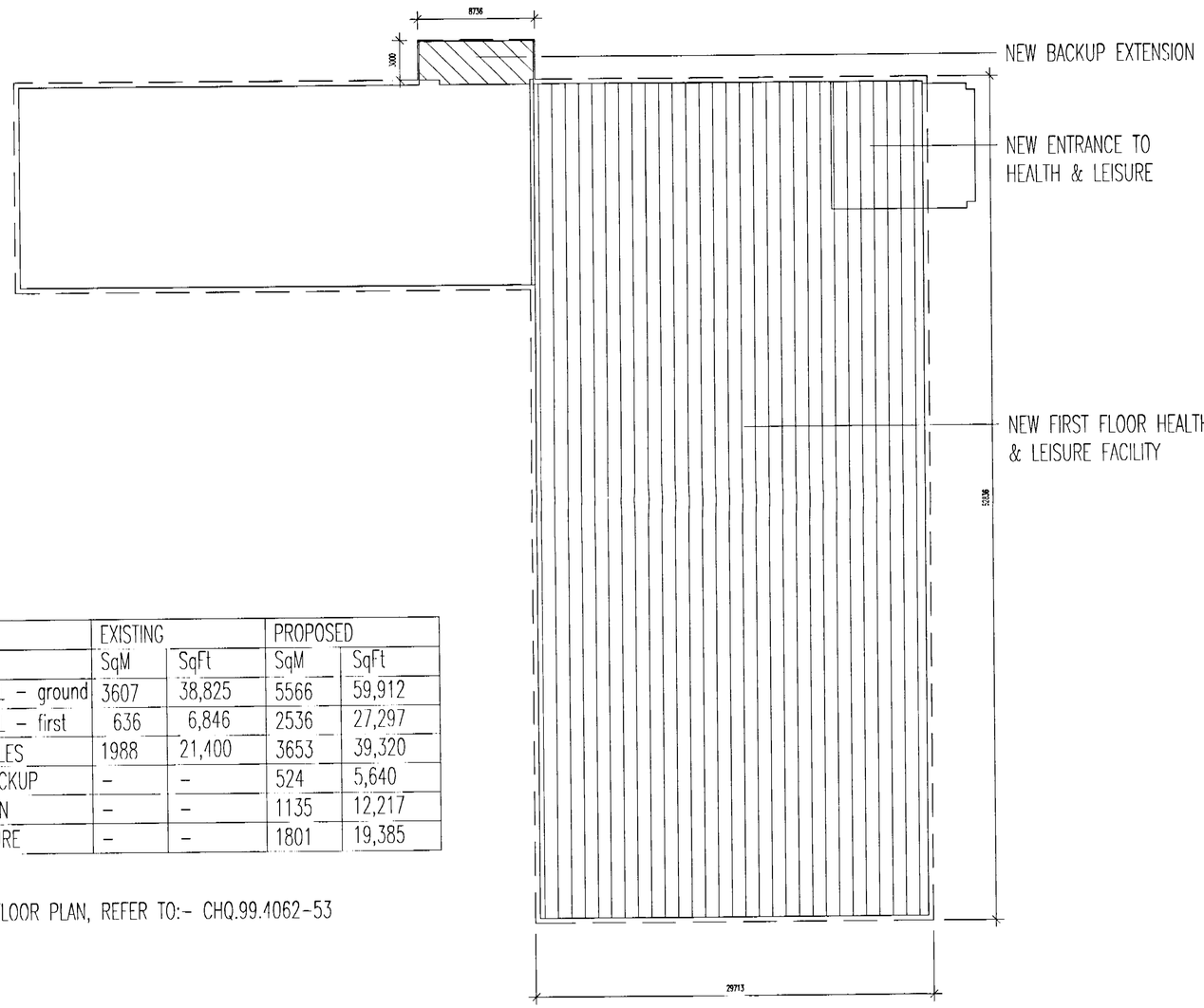


| AREAS | EXISTING | | PROPOSED | |
|---|---|---|---|---|
| | SqM | SqFt | SqM | SqFt |
| GROSS EXTERNAL – ground | 3607 | 38,825 | 5566 | 59,912 |
| GROSS EXTERNAL – first | 636 | 6,846 | 2536 | 27,297 |
| SAINSBURY'S SALES | 1988 | 21,400 | 3653 | 39,320 |
| SALES FROM BACKUP | – | – | 524 | 5,640 |
| SALES EXTENSION | – | – | 1135 | 12,217 |
| HEALTH & LEISURE | – | – | 1801 | 19,385 |

FOR GROUND FLOOR PLAN, REFER TO:- CHQ.99.4062-53

## GENERAL NOTES

This scheme is subject to Town Planning and all other necessary consents.
Dimensions, areas and levels where given are only approximate and subject to site survey.
All dimensions are to be checked on site, do not scale.
This drawing is to be read in conjunction with all relevant consultants' and/or specialists' drawings/documents and any discrepancies or variations are to be notified to the architects before the affected work commences.
All queries relating to design of foundations, floor slabs and any structural elements are to be referred to the structural engineering consultant for resolution.
All feasibility studies are subject to full site survey.
The workmanship of all relevant trades and building operations shall comply with the recommendations of British Standard (BS) 8000:1989 parts 1–15 inclusive.

All design and construction is to be in accordance with the Construction, Design and Management Regulations 1994

| SPECIALIST PACKAGES ON THIS DRAWING | | |
|---|---|---|
| ISSUED FOR CONSTRUCTION. | | |
| SP. | SP. | SP. |
| SP. | SP. | SP. |
| SP. | SP. | SP. |
| SP. | SP. | SP. |

16 MAY 2002 6642

SUPERSEDED

REV

CLIENT
SAINSBURY'S
SUPERMARKETS LTD.

PROJECT
READING ROAD
WINNERSH

DRAWING
PROPOSED
FIRST FLOOR

CHQ PARTNERSHIP
ARCHITECTS & BUILDING SURVEYORS
CHQ Partnership Ltd.
Tannery House, 211 High Street
Baldock, Hertfordshire SG7 6BE
Telephone (01462) 895110
Facsimile (01462) 895095
E-mail design@chq.architects.co.uk
www.chq.architects.co.uk

| DATE | APR 2002 | DRAWN | |
|---|---|---|---|
| SCALE | 1:200 | CHECKED | |

CHQ.99.4062-54

CAD REF: 4062-54

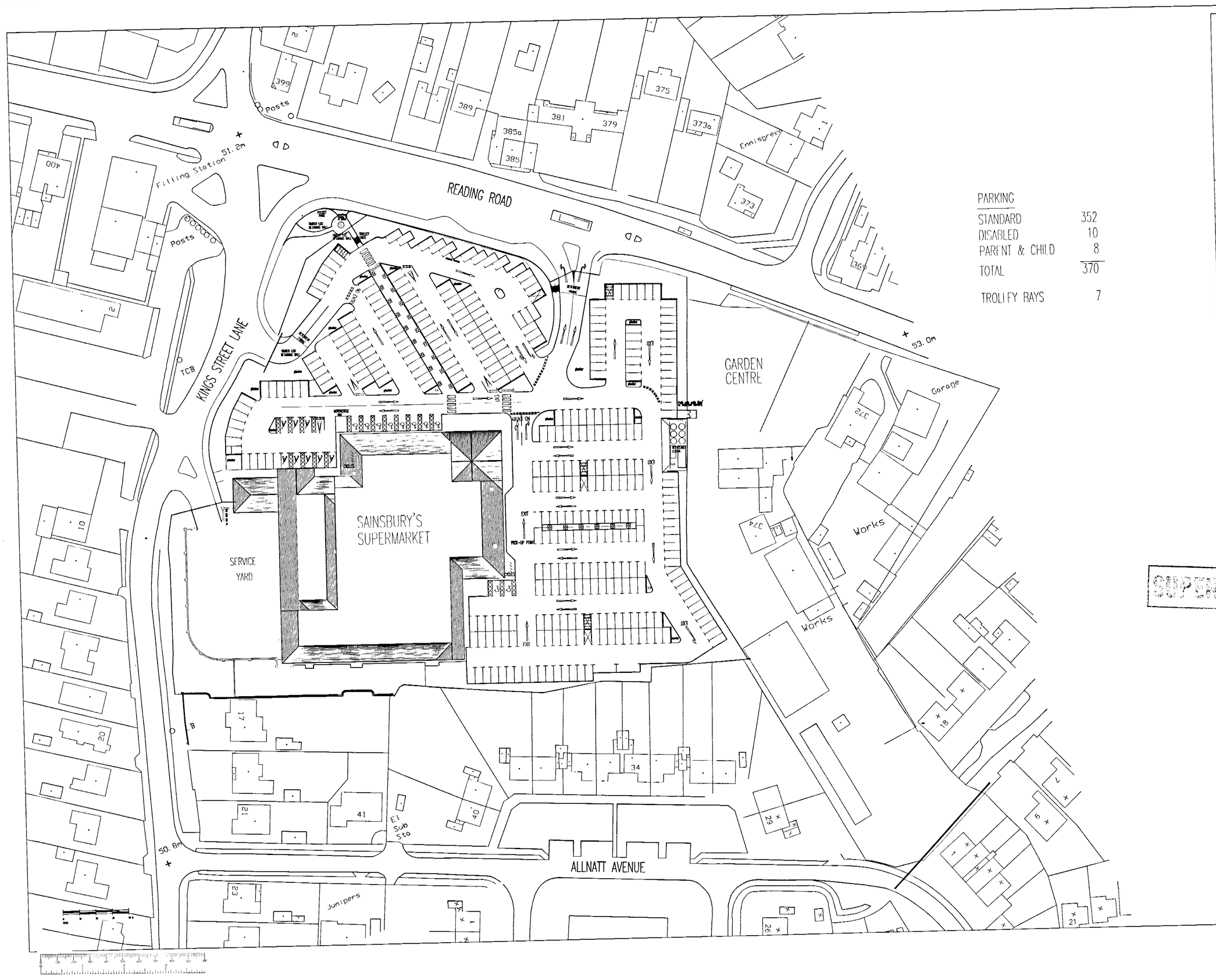


| PARKING | |
|---|---|
| STANDARD | 352 |
| DISABLED | 10 |
| PARENT & CHILD | 8 |
| TOTAL | 370 |
| TROLLEY BAYS | 7 |

## GENERAL NOTES

This scheme is subject to Town Planning and all other necessary consents.
Dimensions, areas and levels where given are only approximate and subject to site survey.
All dimensions are to be checked on site, do not scale.
This drawing is to be read in conjunction with all relevant consultants and/or specialists' drawings/documents and any discrepancies or variations are to be notified to the architects before the affected work commences.
All queries relating to design of foundations, floor slabs and any structural elements are to be referred to the structural engineering consultant for resolution.
All feasibility studies are subject to full site survey.
The workmanship of all revelant trades and building operations shall comply with the recommendations of British Standard (BS) 8000:1989 parts 1-15 inclusive.

All design and construction is to be in accordance with the Construction, Design and Management Regulations 1994

SPECIALIST PACKAGES ON THIS DRAWING

ISSUED FOR CONSTRUCTION.

| | | |
|---|---|---|
| SP. | SP. | SP. |
| SP. | SP. | SP. |
| SP. | SP. | SP. |
| SP. | SP. | SP. |

SUPERSEDED

REV

CLIENT
SAINSBURY'S SUPERMARKETS LTD.

PROJECT
READING ROAD WINNERSH

DRAWING
EXISTING SITE LAYOUT

CHQ PARTNERSHIP
ARCHITECTS & BUILDING SURVEYORS
Tannery House, 23 High Street
Baldock, Hertfordshire SG7 6BE
Telephone: (01462) 895110
Facsimile: (01462) 895099
E mail: design@chq-architects.co.uk
www.chq-architects.co.uk

| | | | |
|---|---|---|---|
| DATE | AUG. 99 | DRAWN | CSP |
| SCALE | 1:500 | CHECKED | |

CHQ.99.4062.01

CAD REF: 4062.01

PLANNING

| AREAS | EXISTING | | PROPOSED | |
|---|---|---|---|---|
| | SqM | SqFt | SqM | SqFt |
| GROSS EXTERNAL – ground | 3607 | 38,825 | 5566 | 59,912 |
| GROSS EXTERNAL – first | 636 | 6,846 | 2536 | 27,297 |
| SAINSBURY'S SALES | 1988 | 21,400 | 3653 | 39,320 |
| SALES FROM BACKUP | – | – | 524 | 5,640 |
| SALES EXTENSION | – | – | 1135 | 12,217 |
| HEALTH & LEISURE | – | – | 1801 | 19,385 |

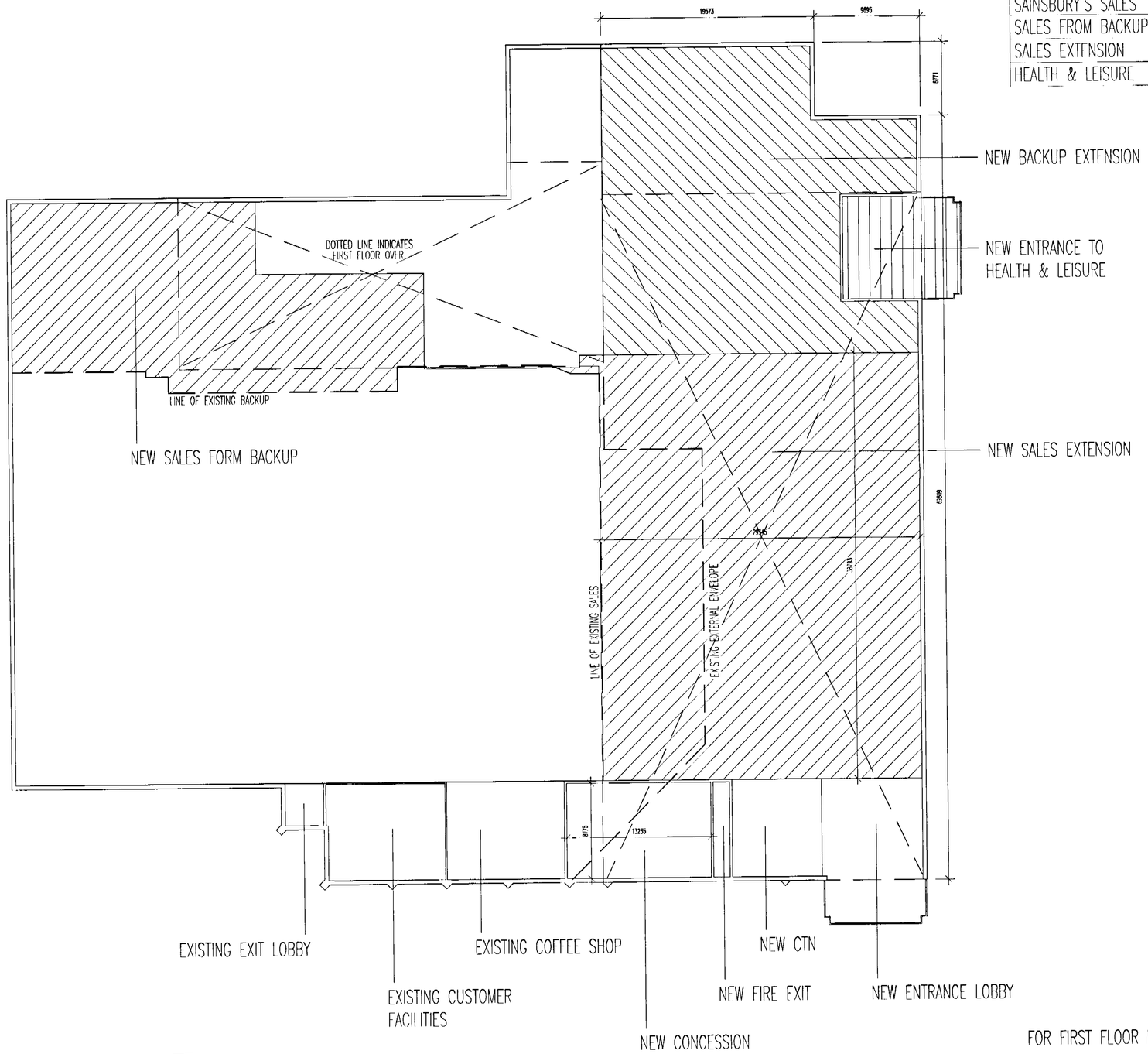


FOR FIRST FLOOR PLAN, REFER TO:- CHQ.99.4062-54

## GENERAL NOTES

This scheme is subject to Town Planning and all other necessary consents.
Dimensions, areas and levels where given are only approximate and subject to site survey. All dimensions are to be checked on site, do not scale
This drawing is to be read in conjunction with all relevant consultants' and/or specialists' drawings/documents and any discrepancies or variations are to be notified to the architects before the affected work commences.
All queries relating to design of foundations, floor slabs and any structural elements are to be referred to the structural engineering consultant for resolution.
All feasibility studies are subject to full site survey.
The workmanship of all relevant trades and building operations shall comply with the recommendations of British Standard (BS) 8000:1989 parts 1–15 inclusive.

All design and construction is to be in accordance with the Construction, Design and Management Regulations 1994

| SPECIALIST PACKAGES ON THIS DRAWING | | |
|---|---|---|
| ISSUED FOR CONSTRUCTION. | | |
| SP. | SP. | SP. |
| SP. | SP. | SP. |
| SP. | SP. | SP. |
| SP. | SP. | SP. |

SUPERSEDED 1

16/04/2002 08:42

REV

CLIENT
SAINSBURY'S SUPERMARKETS LTD.

PROJECT
READING ROAD
WINNERSH

DRAWING
PROPOSED STORE PLAN (GROUND)


CHQ PARTNERSHIP
ARCHITECTS & BUILDING SURVEYORS
CHQ Partnership Ltd
Tannery House, 23 High Street
Baldock, Hertfordshire SG7 6DE
Telephone: (01462) 895110
Facsimile: (01462) 895099
e mail: design@chq-architects.co.uk
www.chq-architects.co.uk


| DATE | APR 2002 | DRAWN |
|---|---|---|
| SCALE | 1:200 | CHECKED |

CAD REF: 4062-53

CHQ.99.4062-53

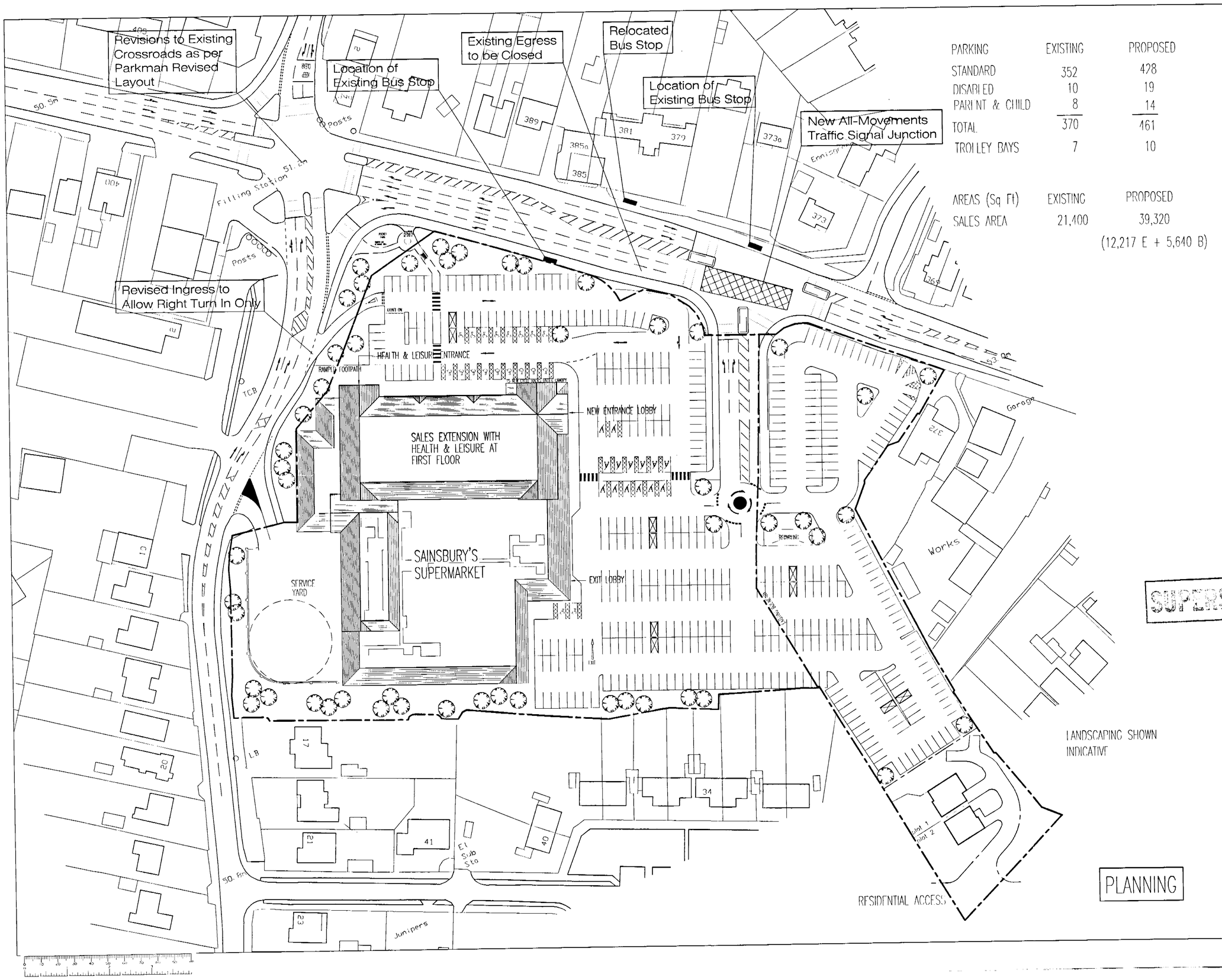


| PARKING | EXISTING | PROPOSED |
|---|---|---|
| STANDARD | 352 | 428 |
| DISABLED | 10 | 19 |
| PARENT & CHILD | 8 | 14 |
| TOTAL | 370 | 461 |
| TROLLEY BAYS | 7 | 10 |

| AREAS (Sq Ft) | EXISTING | PROPOSED |
|---|---|---|
| SALES AREA | 21,400 | 39,320 |
| | | (12,217 E + 5,640 B) |

## GENERAL NOTES

This scheme is subject to Town Planning and all other necessary consents.
Dimensions, areas and levels where given are only approximate and subject to site survey.
All dimensions are to be checked on site, do not scale.
This drawing is to be read in conjunction with all relevant consultants' and/or specialists' drawings/documents and any discrepancies or variations are to be notified to the architects before the affected work commences.
All queries relating to design of foundations, floor slabs and any structural elements are to be referred to the structural engineering consultant for resolution.
All feasibility studies are subject to full site survey.
The workmanship of all relevant trades and building operations shall comply with the recommendations of British Standard (BS) 8000:1989 parts 1-15 inclusive.

All design and construction is to be in accordance with the Construction, Design and Management Regulations 1994

SPECIALIST PACKAGES ON THIS DRAWING

ISSUED FOR CONSTRUCTION.

| | | |
|---|---|---|
| SP. | SP. | SP. |
| SP. | SP. | SP. |
| SP. | SP. | SP. |
| SP. | SP. | SP. |

SUPERSEDED

REV

CLIENT
SAINSBURY'S SUPERMARKETS LTD.

PROJECT
READING ROAD WINNERSH

DRAWING
PROPOSED SITE LAYOUT

CHQ PARTNERSHIP
ARCHITECTS & BUILDING SURVEYORS
CHQ Partnership Ltd
Tannery House, 23 High Street
Baldock, Hertfordshire SG7 6BE
Telephone: (01462) 895110
Facsimile: (01462) 895099
E mail: design@chq architects.co.uk
www.chq architects.co.uk

DATE MAY 2002 | DRAWN
SCALE 1:500 | CHECKED

CHQ.99.4062-56

CAD REF: 4062-56

PLANNING

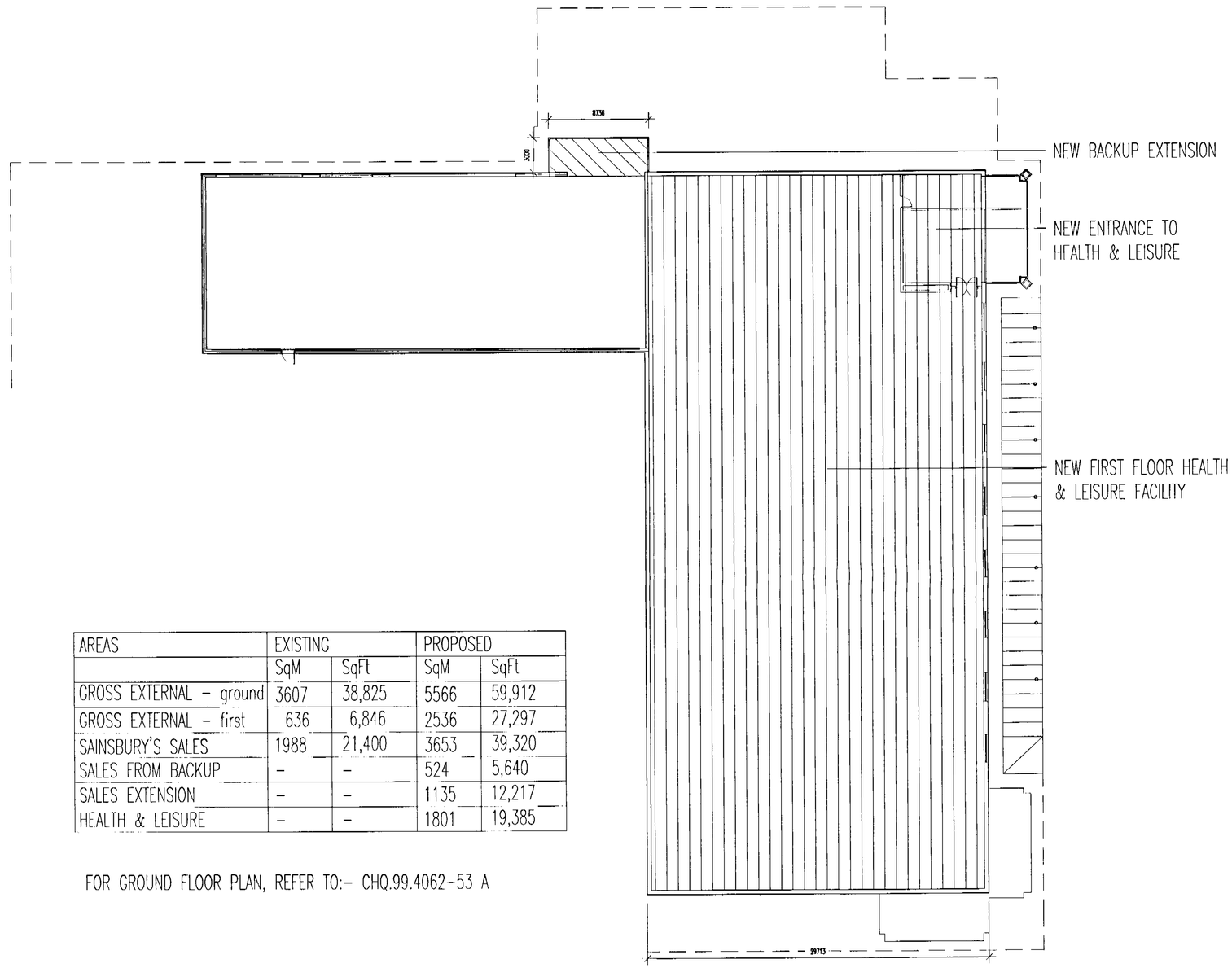


| AREAS | EXISTING | | PROPOSED | |
|---|---|---|---|---|
| | SqM | SqFt | SqM | SqFt |
| GROSS EXTERNAL – ground | 3607 | 38,825 | 5566 | 59,912 |
| GROSS EXTERNAL – first | 636 | 6,846 | 2536 | 27,297 |
| SAINSBURY'S SALES | 1988 | 21,400 | 3653 | 39,320 |
| SALES FROM BACKUP | – | – | 524 | 5,640 |
| SALES EXTENSION | – | – | 1135 | 12,217 |
| HEALTH & LEISURE | – | – | 1801 | 19,385 |

FOR GROUND FLOOR PLAN, REFER TO:– CHQ.99.4062-53 A

SUPERSEDED

REVISED PLAN
~~6042~~ 1
6642 1

10 JAN 2003

## GENERAL NOTES

This scheme is subject to Town Planning and all other necessary consents.
Dimensions, areas and levels where given are only approximate and subject to site survey.
All dimensions are to be checked on site, do not scale.
This drawing is to be read in conjunction with all relevant consultants' and/or specialists' drawings/documents and any discrepancies or variations are to be notified to the architects before the affected work commences.
All queries relating to design of foundations, floor slabs and any structural elements are to be referred to the structural engineering consultant for resolution.
All feasibility studies are subject to full site survey.
The workmanship of all relevant trades and building operations shall comply with the recommendations of British Standard (BS) 8000:1989 parts 1 15 inclusive.

All design and construction is to be in accordance with the Construction, Design and Management Regulations 1994

SPECIALIST PACKAGES ON THIS DRAWING

ISSUED FOR CONSTRUCTION.

| | | |
|---|---|---|
| SP. | SP. | SP. |
| SP. | SP. | SP. |
| SP. | SP. | SP. |
| SP. | SP. | SP. |

| | |
|---|---|
| REV B 09.01.03 E.L | ROOF AND CANOPY ADDED. |
| REV A 30.05.02 O.GK. | EXTERNAL WALLS UPDATED, WINDOWS ADDED. |
| REV | |

CLIENT
Bowmer & Kirkland for Sainsbury's Supermarkets Ltd

PROJECT
READING ROAD
WINNERSH

DRAWING
PROPOSED
FIRST FLOOR


CHQ PARTNERSHIP
ARCHITECTS & BUILDING SURVEYORS
CHQ Partnership Ltd
Tannery House, 23 High Street
Baldock, Hertfordshire SG7 6RF
Telephone: (01462) 895110
Facsimile: (01462) 895099
E mail: design@chq-architects.co.uk
www.chq-architects.co.uk


| | |
|---|---|
| DATE APR 02 | DRAWN |
| SCALE 1:200 | CHECKED |

CHQ.99.4062-54B

CAD REF: 4062-54B


Ordnance Survey® Information
© Crown copyright. All rights reserved.
Licence number AR100007392

| AREAS | EXISTING | | PROPOSFD | |
|---|---|---|---|---|
| | SqM | SqFt | SqM | SqFt |
| GROSS EXTERNAL – ground | 3607 | 38,825 | 5566 | 59,912 |
| GROSS EXTERNAL – first | 636 | 6,846 | 2536 | 27,297 |
| SAINSBURY'S SALES | 1988 | 21,400 | 3653 | 39,320 |
| SALES FROM BACKUP | – | – | 524 | 5,640 |
| SALES EXTENSION | – | – | 1135 | 12,217 |
| HEALTH & LEISURE | – | – | 1801 | 19,385 |

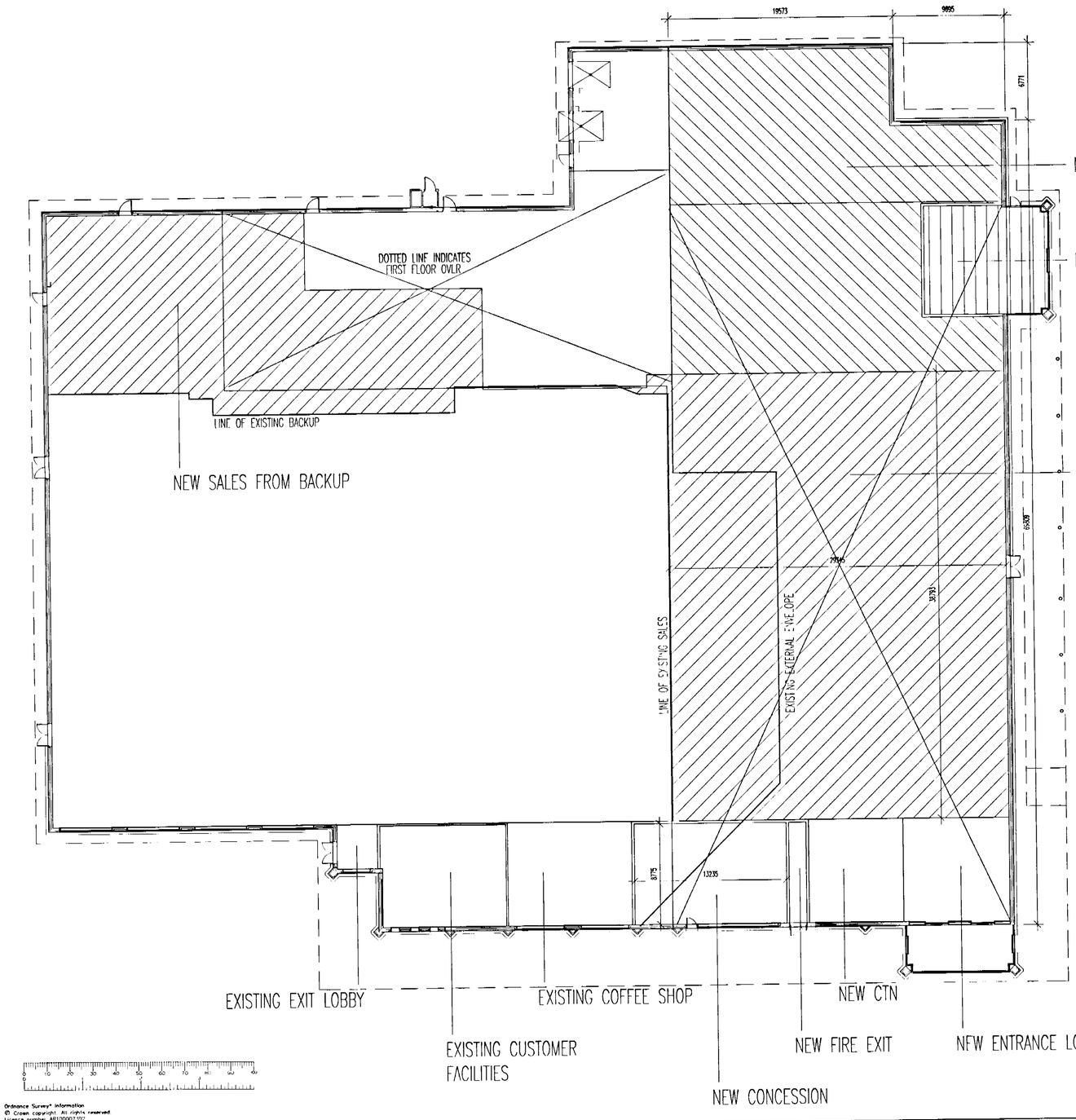


FOR FIRST FLOOR PLAN, REFER TO:- CHQ.99.4062-54 A

Ordnance Survey® information
© Crown copyright. All rights reserved.
Licence number: AR100007192

SUPERSEDED

REVISED PLAN
~~6042~~ 6642

10 JAN 2003

## GENERAL NOTES

This scheme is subject to Town Planning and all other necessary consents.
Dimensions, areas and levels where given are only approximate and subject to site survey.
All dimensions are to be checked on site, do not scale.
This drawing is to be read in conjunction with all relevant consultants' and/or specialists drawings/documents and any discrepancies or variations are to be notified to the architects before the affected work commences.
All queries relating to design of foundations, floor slabs and any structural elements are to be referred to the structural engineering consultant for resolution.
All feasibility studies are subject to full site survey.
The workmanship of all relevant trades and building operations shall comply with the recommendations of British Standard (BS) 8000:1989 parts 1-15 inclusive.

All design and construction is to be in accordance with the Construction, Design and Management Regulations 1994

SPECIALIST PACKAGES ON THIS DRAWING

ISSUED FOR CONSTRUCTION.

| | | |
|---|---|---|
| SP. | SP. | SP. |
| SP. | SP. | SP. |
| SP. | SP. | SP. |
| SP. | SP. | SP. |

| | |
|---|---|
| REV B 09.01.03 E.I. | ROOF AND CANOPY ADDED. |
| REV A 30.05.02 O.GK. | EXTERNAL WALLS UPDATED, WINDOWS ADDED. |
| REV | |

CLIENT
Bowmer & Kirkland
for
Sainsbury's
Supermarkets Ltd

PROJECT
READING ROAD
WINNERSH

DRAWING
PROPOSED STORE PLAN (GROUND)

CHQ PARTNERSHIP
ARCHITECTS & BUILDING SURVEYORS
CHQ Partnership Ltd
Tannery House, 211 High Street
Baldock, Hertfordshire SG7 6BE
Telephone: (01462) 895110
Facsimile: (01462) 835099
E-mail: design@chq-architects.co.uk
www.chq-architects.co.uk

| | |
|---|---|
| DATE APR 02 | DRAWN |
| SCALE 1:200 | CHECKED |

CHQ.99.4062-53/B

CAD REF: 4062-53/B

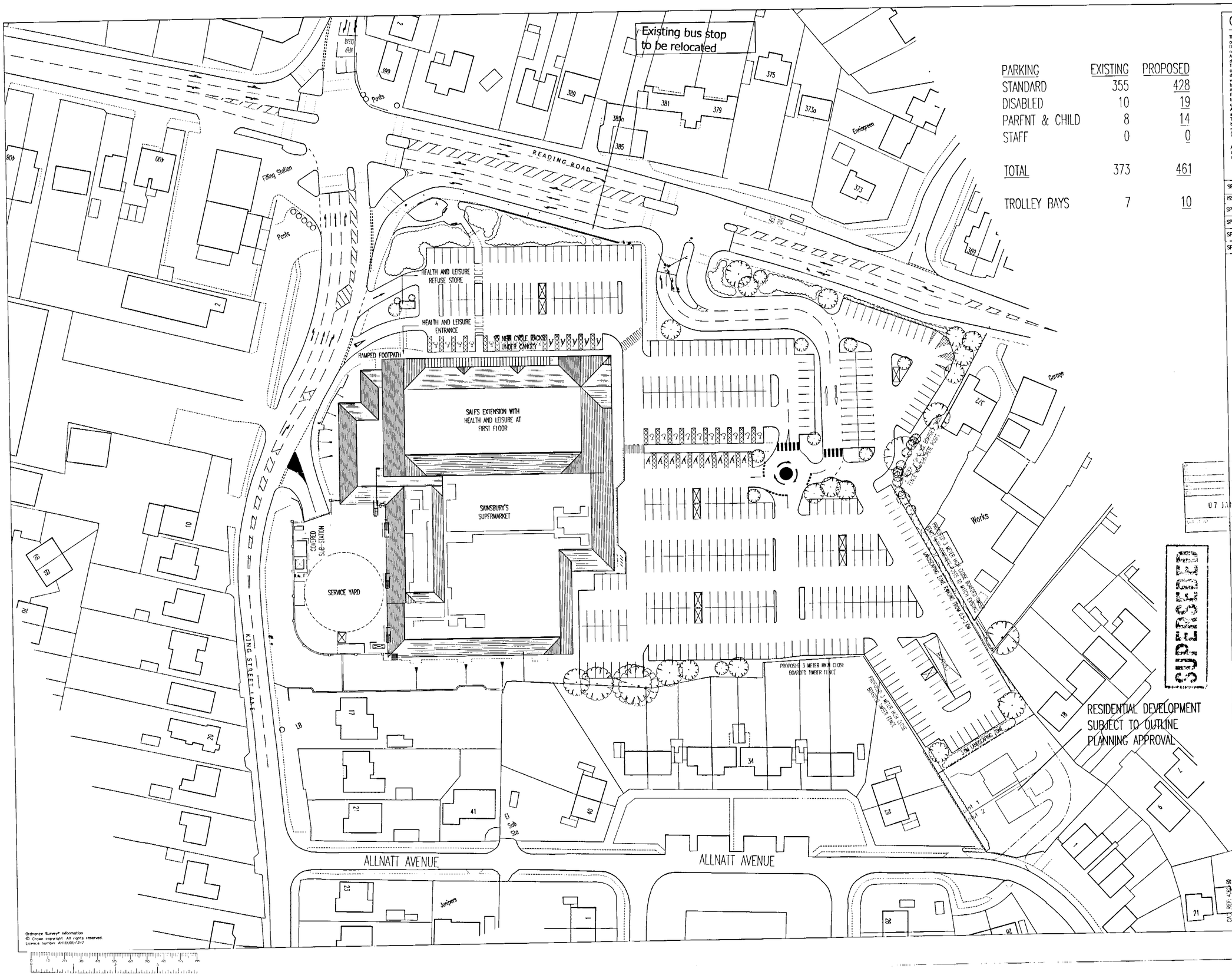


| PARKING | EXISTING | PROPOSED |
|---|---|---|
| STANDARD | 355 | 428 |
| DISABLED | 10 | 19 |
| PARENT & CHILD | 8 | 14 |
| STAFF | 0 | 0 |
| TOTAL | 373 | 461 |
| TROLLEY BAYS | 7 | 10 |

## GENERAL NOTES

This scheme is subject to Town Planning and all other necessary consents.
Dimensions, areas and levels where given are only approximate and subject to site survey.
All dimensions are to be checked on site, do not scale.
This drawing is to be read in conjunction with all relevant consultants' and/or specialists' drawings/documents and any discrepancies or variations are to be notified to the architects before the affected work commences.
All queries relating to design of foundations, floor slabs and any structural elements are to be referred to the structural engineering consultant for resolution.
All feasibility studies are subject to full site survey.
The workmanship of all relevant trades and building operations shall comply with the recommendations of British Standard (BS) 8000:1989 parts 1-15 inclusive.

All design and construction is to be in accordance with the Construction, Design and Management Regulations 1994

SPECIALIST PACKAGES ON THIS DRAWING

ISSUED FOR CONSTRUCTION.

| | | |
|---|---|---|
| SP. | SP. | SP. |
| SP. | SP. | SP. |
| SP. | SP. | SP. |
| SP. | SP. | SP. |

**REVISED PLAN**

~~6042~~ 1

C642 1

07 JAN 2002

SUPERSEDED

C – RECYCLING AREA RELOCATED & ONE TROLLEY BAY REMOVED. PROPOSED BOUNDARY FENCES INCREASED TO 3.0M, LANDSCAPING NOTES ADDED & GLAZED CANOPY TO READING ROAD ELEVATION – 23/12/02

B – FOOTPATHS ADJUSTED TO HIGHWAYS CONSULTANT'S RECOMMENDATIONS – 06/09/02

A – DRAWING UPDATED TO INCLUDE SURVEY & HIGHWAYS CONSULTANT'S INFORMATION – 05/09/02

REV

CLIENT

Bowmer & Kirkland for Sainsbury's Supermarkets Ltd

PROJECT

READING ROAD WINNERSH

DRAWING

PROPOSED SITE PLAN


CHQ PARTNERSHIP
ARCHITECTS & BUILDING SURVEYORS
CHQ Partnership Ltd.
Tannery House, 23 High Street
Baldock, Hertfordshire SG7 6BE
Telephone: (01462) 895110
Facsimile: (01462) 895099
Email: design@chq-architects.co.uk
www.chq-architects.co.uk


| | |
|---|---|
| DATE AUG 02 | DRAWN |
| SCALE 1:1000 | CHECKED |

CHQ.99.4062-60/C

CAD REF: 4062-60


Ordnance Survey® Information
© Crown copyright. All rights reserved.
Licence number AR100007392

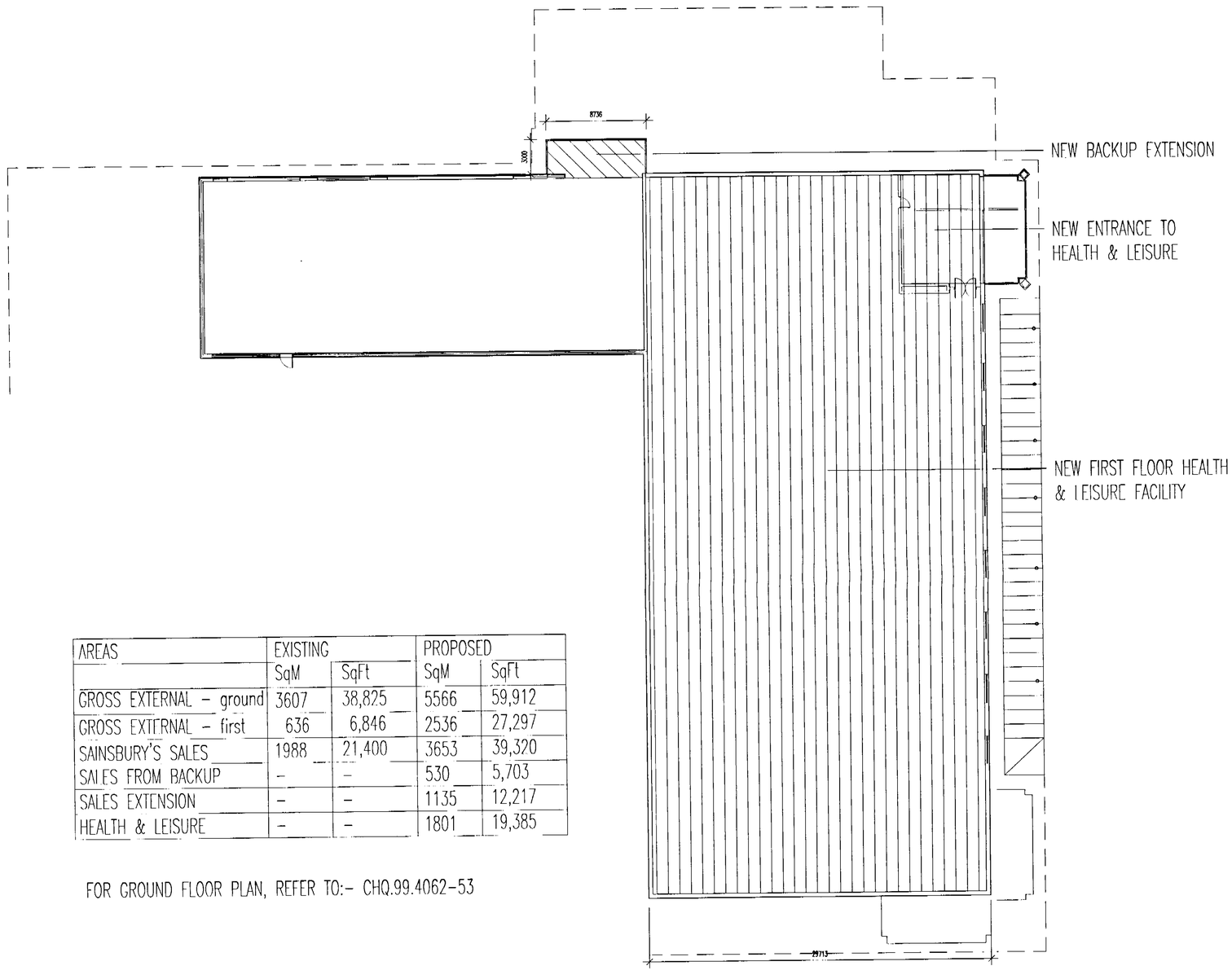


| AREAS | EXISTING | | PROPOSED | |
|---|---|---|---|---|
| | SqM | SqFt | SqM | SqFt |
| GROSS EXTERNAL – ground | 3607 | 38,825 | 5566 | 59,912 |
| GROSS EXTERNAL – first | 636 | 6,846 | 2536 | 27,297 |
| SAINSBURY'S SALES | 1988 | 21,400 | 3653 | 39,320 |
| SALES FROM BACKUP | – | – | 530 | 5,703 |
| SALES EXTENSION | – | – | 1135 | 12,217 |
| HEALTH & LEISURE | – | – | 1801 | 19,385 |

FOR GROUND FLOOR PLAN, REFER TO:- CHQ.99.4062-53

Ordnance Survey® Information
© Crown copyright. All rights reserved.
Licence number AN100961.1997

## GENERAL NOTES

This scheme is subject to Town Planning and all other necessary consents.
Dimensions, areas and levels where given are only approximate and subject to site survey.
All dimensions are to be checked on site, do not scale.
This drawing is to be read in conjunction with all relevant consultants' and/or specialists' drawings/documents and any discrepancies or variations are to be notified to the architects before the affected work commences.
All queries relating to design of foundations, floor slabs and any structural elements are to be referred to the structural engineering consultant for resolution.
All feasibility studies are subject to full site survey.
The workmanship of all relevant trades and building operations shall comply with the recommendations of British Standard (BS) 8000:1989 parts 1-15 inclusive.

All design and construction is to be in accordance with the Construction, Design and Management Regulations 1994

SPECIALIST PACKAGES ON THIS DRAWING

ISSUED FOR CONSTRUCTION.

| | | |
|---|---|---|
| SP. | SP. | SP. |
| SP. | SP. | SP. |
| SP. | SP. | SP. |
| SP. | SP. | SP. |

REVISED PLAN
6642

| | |
|---|---|
| REV C 22.01.03 | SALES AREA FROM BACK UP ADJUSTED |
| REV B 09.01.03 E.I. | ROOF AND CANOPY ADDED. |
| REV A 30.05.02 D.C.K. | EXTERNAL WALLS UPDATED, WINDOWS ADDED. |
| REV | |

24 JAN 2003

SUPERSEDED

CLIENT
Bowmer & Kirkland
for
Sainsbury's
Supermarkets Ltd

PROJECT
READING ROAD
WINNERSH

DRAWING
PROPOSED
FIRST FLOOR

CHQ PARTNERSHIP
ARCHITECTS & BUILDING SURVEYORS
CHQ Partnership Ltd
Tannery House, 29 High Street
Bilsborrow, Lancashire PR3 0RP
Telephone (01995) 640111
Facsimile (01995) 640999
E-mail design@chq-architects.co.uk
www.chq-architects.co.uk

| | |
|---|---|
| DATE APR 02 | DRAWN |
| SCALE 1:200 | CHECKED |

CAD REF: 4062-54C

CHQ.99.4062-54C

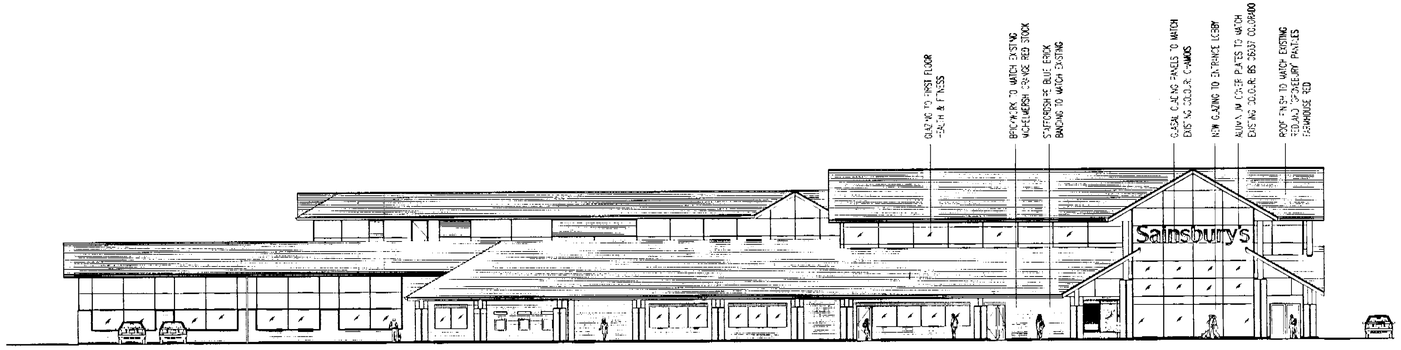


SOUTH EAST ( ELEVATION TO CUSTOMER CARPARK )

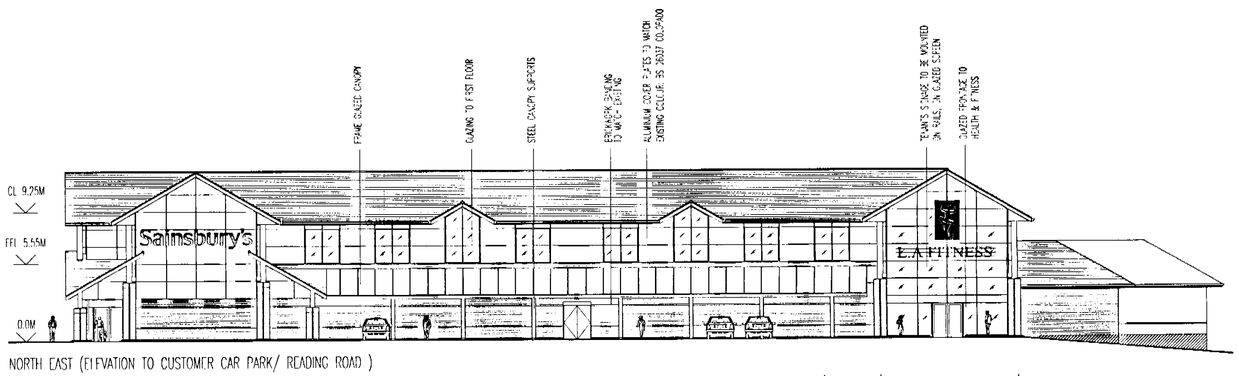


NORTH EAST (ELEVATION TO CUSTOMER CAR PARK/ READING ROAD )

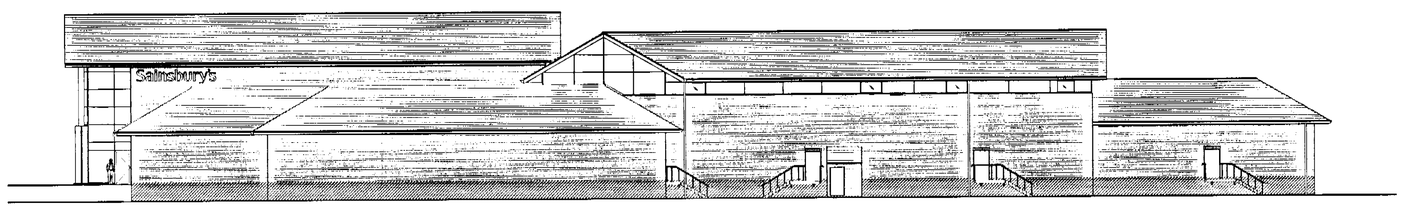


NORTH WEST ( ELEVATION TO SERVICE AREA )

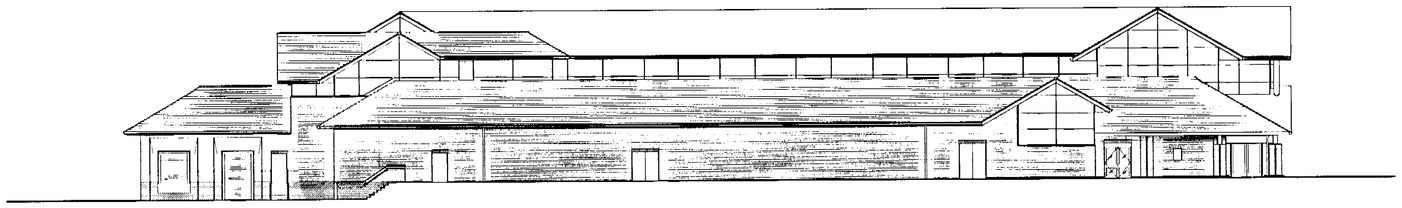


SOUTH WEST ( ELEVATION TO REAR BOUNDARY )

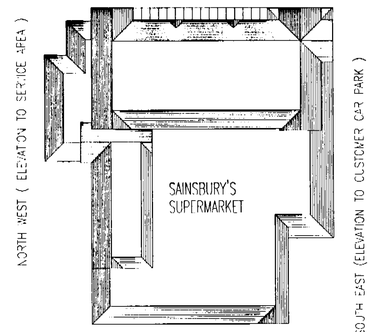


NORTH EAST ( ELEVATION TO CUSTOMER CAR PARK & READING ROAD)

SOUTH WEST (ELEVATION TO REAR BOUNDARY)

REVISED PLAN

~~6042 1~~
6642 1

SUPERSEDED

Ordnance Survey® information
© Crown copyright. All rights reserved.
Licence number AR100007392

## GENERAL NOTES

This scheme is subject to Town Planning and all other necessary consents.
Dimensions, areas and levels where given are only approximate and subject to site survey.
All dimensions are to be checked on site, do not scale.
This drawing is to be read in conjunction with all relevant consultants' and/or specialists' drawings/documents and any discrepancies or variations are to be notified to the architects before the affected work commences.
All queries relating to design of foundations, floor slabs and any structural elements are to be referred to the structural engineering consultant for resolution.
All feasibility studies are subject to full site survey.
The workmanship of all relevant trades and building operations shall comply with the recommendations of British Standard (BS) 8000:1989 parts 1-15 inclusive.

All design and construction is to be in accordance with the Construction, Design and Management Regulations 1994.

SPECIALIST PACKAGES ON THIS DRAWING

ISSUED FOR CONSTRUCTION.

| | | |
|---|---|---|
| SP. | SP. | SP. |
| SP. | SP. | SP. |
| SP. | SP. | SP. |
| SP. | SP. | SP. |

07 JAN 2002

| REV | | |
|---|---|---|
| B | GLAZED CANOPY WALKWAY ADDED | 23/12/02 |
| A | SIGNAGE ADDED | 08/05/02 |

CLIENT

Bowmer & Kirkland for Sainsbury's Supermarkets Ltd

PROJECT

READING ROAD WINNERSH

DRAWING

PROPOSED ELEVATIONS

CHQ PARTNERSHIP
ARCHITECTS & BUILDING SURVEYORS
CHQ Partnership Ltd
Tannery House, 23 High Street
Baldock, Hertfordshire SG7 6BE
Telephone: (01462) 895110
Facsimile: (01462) 895099
E mail: design@chq-architects.co.uk
www.chq-architects.co.uk

| | | | |
|---|---|---|---|
| DATE | APR 02 | DRAWN | |
| SCALE | 1:200 | CHECKED | |

CHQ.99.4062-51/B

CAD REF: 4262-51

| AREAS | EXISTING | | PROPOSED | |
|---|---|---|---|---|
| | SqM | SqFt | SqM | SqFt |
| GROSS EXTERNAL – ground | 3607 | 38,825 | 5566 | 59,912 |
| GROSS EXTERNAL – first | 636 | 6,846 | 2536 | 27,297 |
| SAINSBURY'S SALES | 1988 | 21,400 | 3653 | 39,320 |
| SALES FROM BACKUP | – | – | 530 | 5,703 |
| SALES EXTENSION | – | – | 1135 | 12,217 |
| HEALTH & LEISURE | – | – | 1801 | 19,385 |

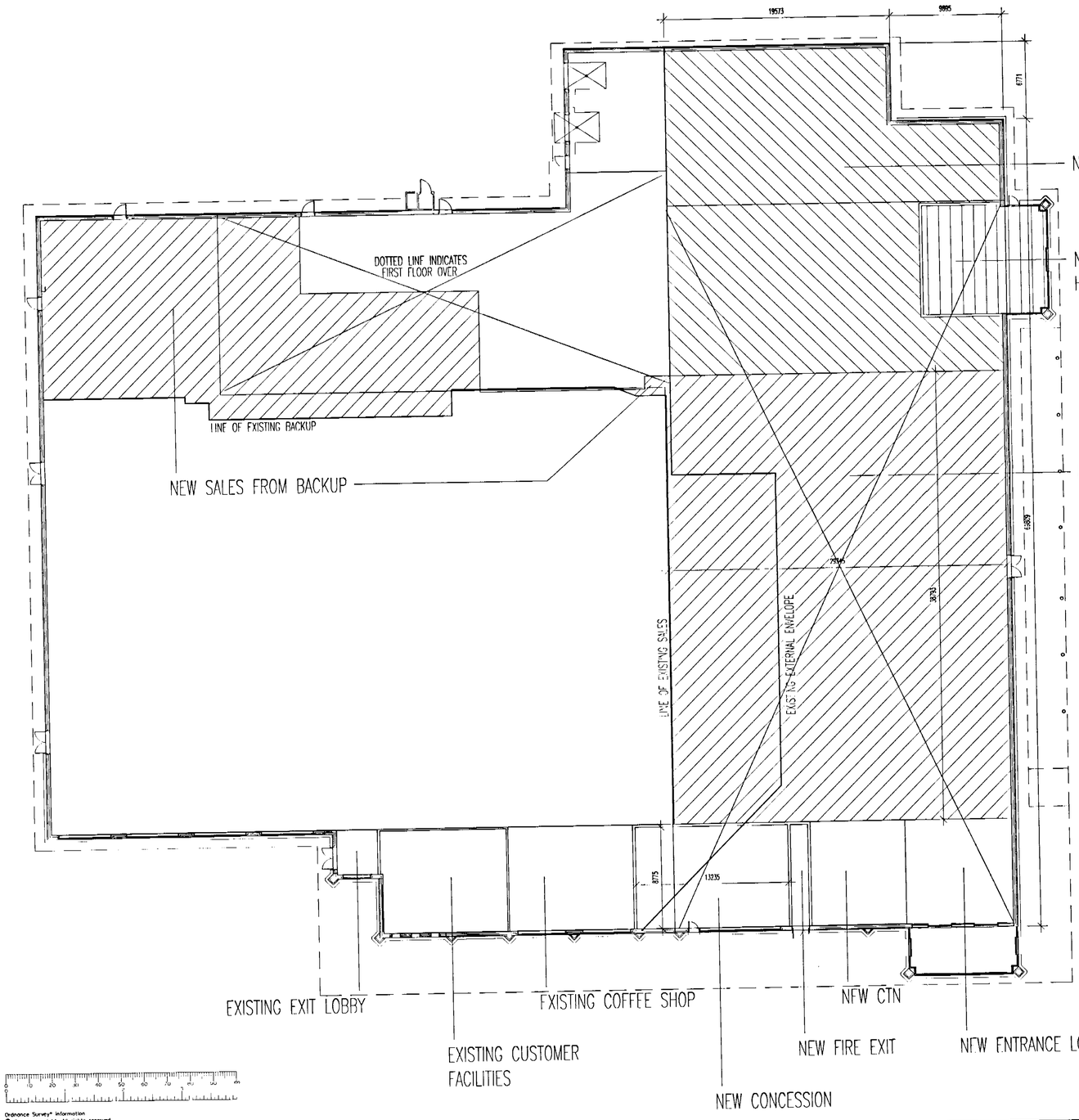


FOR FIRST FLOOR PLAN, REFER TO:- CHQ.99.4062-54

Ordnance Survey® information
© Crown copyright. All rights reserved.
Licence number AR100007392

## GENERAL NOTES

This scheme is subject to Town Planning and all other necessary consents.
Dimensions, areas and levels where given are only approximate and subject to site survey.
All dimensions are to be checked on site, do not scale.
This drawing is to be read in conjunction with all relevant consultants' and/or specialists drawings/documents and any discrepancies or variations are to be notified to the architects before the affected work commences.
All queries relating to design of foundations, floor slabs and any structural elements are to be referred to the structural engineering consultant for resolution.
All feasibility studies are subject to full site survey.
The workmanship of all relevant trades and building operations shall comply with the recommendations of British Standard (BS) 8000:1989 parts 1–15 inclusive.

All design and construction is to be in accordance with the Construction, Design and Management Regulations 1994

SPECIALIST PACKAGES ON THIS DRAWING

ISSUED FOR CONSTRUCTION.

| | | |
|---|---|---|
| SP. | SP. | SP. |
| SP. | SP. | SP. |
| SP. | SP. | SP. |
| SP. | SP. | SP. |

REVISED PLAN
6642 J

| | |
|---|---|
| REV C 27.01.03 M.A. | SALES AREA FROM BACK-UP ADJUSTED |
| REV B 09.01.03 L.L. | ROOF AND CANOPY ADDED. |
| REV A 30.05.02 O.OK. | EXTERNAL WALLS UPDATED, WINDOWS ADDED. |
| REV | |

CLIENT
Bowmer & Kirkland for Sainsbury's Supermarkets Ltd

PROJECT
READING ROAD
WINNERSH

DRAWING
PROPOSED STORE PLAN (GROUND)

2 4 JAN 2003
SUPERSEDED

CHQ PARTNERSHIP
ARCHITECTS & BUILDING SURVEYORS
CHQ Partnership Ltd
Tannery House, 31 High Street
Baldock, Hertfordshire SG7 6BE
Telephone (01462) 895110
Facsimile (01462) 895099
E-mail: design@chq-architects.co.uk
www.chq-architects.co.uk

| | |
|---|---|
| DATE APR 02 | DRAWN |
| SCALE 1:200 | CHECKED |
| CHQ.99.4062-53/C | |

CAD REF: 4062-53/C

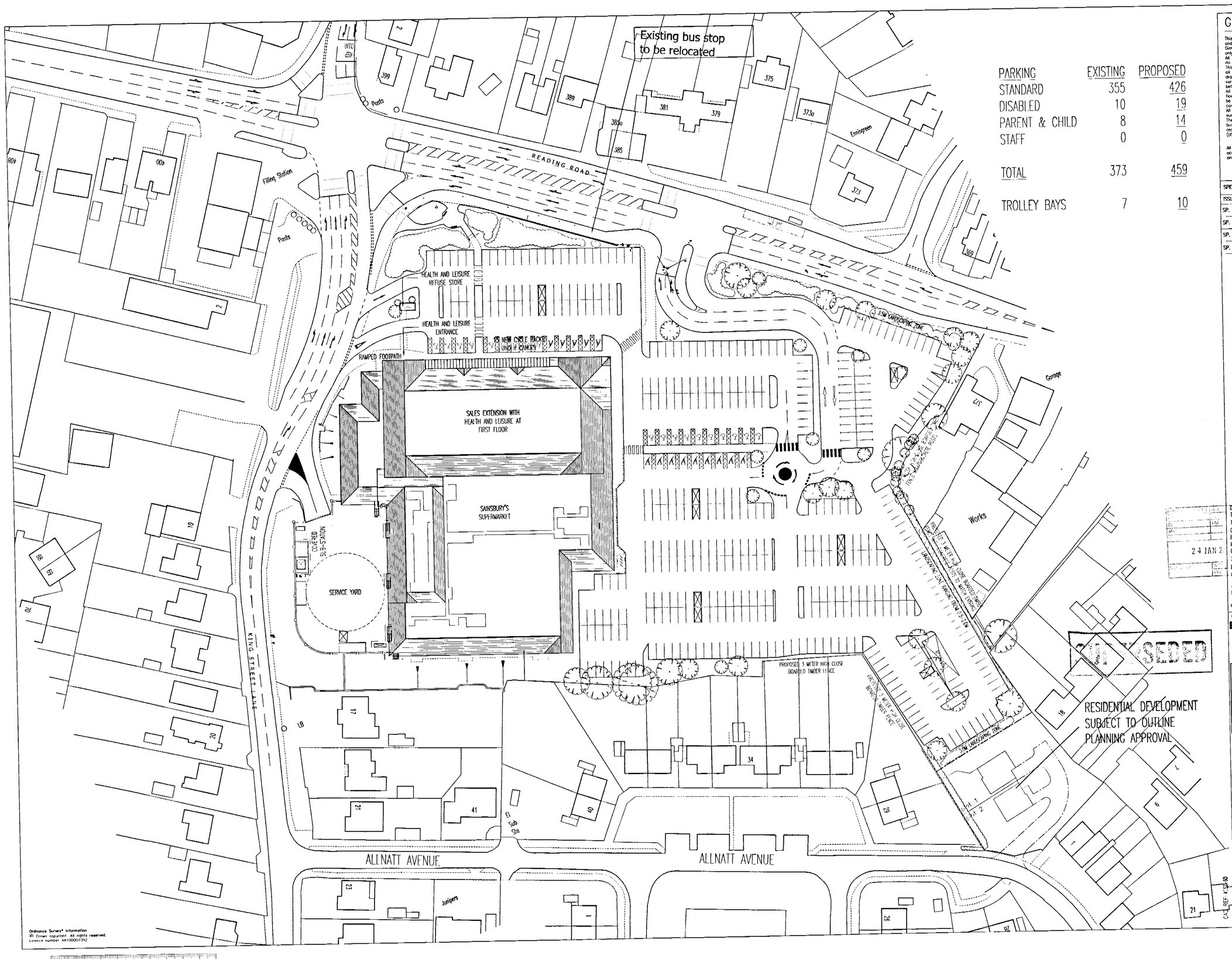


| PARKING | EXISTING | PROPOSED |
|---|---|---|
| STANDARD | 355 | 426 |
| DISABLED | 10 | 19 |
| PARENT & CHILD | 8 | 14 |
| STAFF | 0 | 0 |
| TOTAL | 373 | 459 |
| TROLLEY BAYS | 7 | 10 |

## GENERAL NOTES

This scheme is subject to Town Planning and all other necessary consents.
Dimensions, areas and levels where given are only approximate and subject to site survey.
All dimensions are to be checked on site, do not scale.
This drawing is to be read in conjunction with all relevant consultants' and/or specialists' drawings/documents and any discrepancies or variations are to be notified to the architects before the affected work commences.
All queries relating to design of foundations, floor slabs and any structural elements are to be referred to the structural engineering consultant for resolution.
All feasibility studies are subject to full site survey.
The workmanship of all relevant trades and building operations shall comply with the recommendations of British Standard (BS) 8000:1989 parts 1-15 inclusive.

All design and construction is to be in accordance with the Construction, Design and Management Regulations 1994

SPECIALIST PACKAGES ON THIS DRAWING

ISSUED FOR CONSTRUCTION.

| | | |
|---|---|---|
| SP. | SP. | SP. |
| SP. | SP. | SP. |
| SP. | SP. | SP. |
| SP. | SP. | SP. |

**REVISED PLAN**

6642-1

D - LANDSCAPE ZONE ON READING ROAD WIDENED TO 3.4m. TREES SHOWN WITHIN CAR PARK ADJACENT TO SOUTHERN BOUNDARY - 22/01/03
C - RECYCLING AREA RELOCATED & ONE TROLLEY BAY REMOVED. PROPOSED BOUNDARY FENCES INCREASED TO 3.0M, LANDSCAPING NOTES ADDED & GLAZED CANOPY TO READING ROAD ELEVATION - 23/12/02
B - FOOTPATHS ADJUSTED TO HIGHWAYS CONSULTANT'S RECOMMENDATIONS - 06/09/02
A - DRAWING UPDATED TO INCLUDE SURVEY & HIGHWAYS CONSULTANT'S INFORMATION - 05/09/02

REV

CLIENT
Bowmer & Kirkland for Sainsbury's Supermarkets Ltd

PROJECT
READING ROAD WINNERSH

DRAWING
PROPOSED SITE PLAN


CHQ PARTNERSHIP
ARCHITECTS & BUILDING SURVEYORS
CHQ Partnership Ltd
Tannery House, 23 High Street
Baldock, Hertfordshire SG7 6BE
Telephone: (01462) 895110
Facsimile: (01462) 895099
Email: design@chq-architects.co.uk
www.chq-architects.co.uk


| DATE | AUG 02 | DRAWN |
|---|---|---|
| SCALE | 1:1000 | CHECKED |

CHQ.99.4062-60/D


Ordnance Survey® information
© Crown copyright. All rights reserved.
Licence number AN100007392

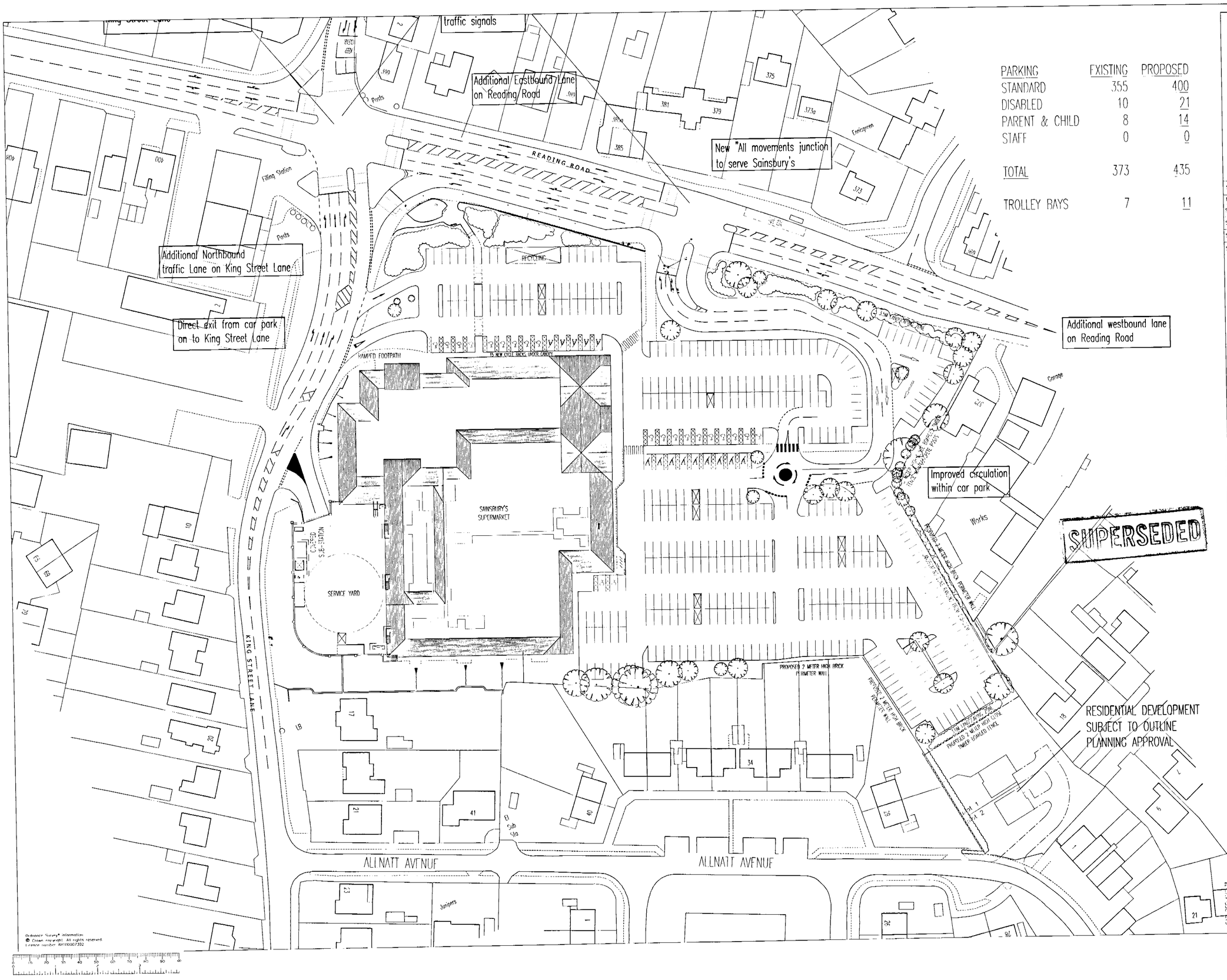


| PARKING | EXISTING | PROPOSED |
|---|---|---|
| STANDARD | 355 | 400 |
| DISABLED | 10 | 21 |
| PARENT & CHILD | 8 | 14 |
| STAFF | 0 | 0 |
| TOTAL | 373 | 435 |
| TROLLEY BAYS | 7 | 11 |

## GENERAL NOTES

This scheme is subject to Town Planning and all other necessary consents.
Dimensions, areas and levels where given are only approximate and subject to site survey.
All dimensions are to be checked on site, do not scale.
This drawing is to be read in conjunction with all relevant consultants' and/or specialists' drawings/documents and any discrepancies or variations are to be notified to the architects before the affected work commences.
All queries relating to design of foundations, floor slabs and any structural elements are to be referred to the structural engineering consultant for resolution.
All feasibility studies are subject to full site survey.
The workmanship of all relevant trades and building operations shall comply with the recommendations of British Standard (BS) 8000:1989 parts 1-15 inclusive.

All design and construction is to be in accordance with the Construction, Design and Management Regulations 1994.

SPECIALIST PACKAGES ON THIS DRAWING

ISSUED FOR CONSTRUCTION.

| | | |
|---|---|---|
| SP. | SP. | SP. |
| SP. | SP. | SP. |
| SP. | SP. | SP. |
| SP. | SP. | SP. |

REVISED PLAN
6642

16 MAR 2003

REV

CLIENT
Bowmer & Kirkland
for
Sainsbury's
Supermarkets Ltd

PROJECT
READING ROAD
WINNERSH

DRAWING
PROPOSED
SITE PLAN


CHQ PARTNERSHIP
ARCHITECTS & BUILDING SURVEYORS
CHQ Partnership Ltd.
Tannery House, 23 High Street
Baldock, Hertfordshire SG7 6BE
Telephone: (01462) 895110
Facsimile: (01462) 895099
Email: design@chq-architects.co.uk
www.chq-architects.co.uk


DATE AUG 02 | DRAWN KAS
SCALE 1:1000 | CHECKED

CHQ.99.4062-73


Ordnance Survey® information
© Crown copyright. All rights reserved.
Licence number AR100007302

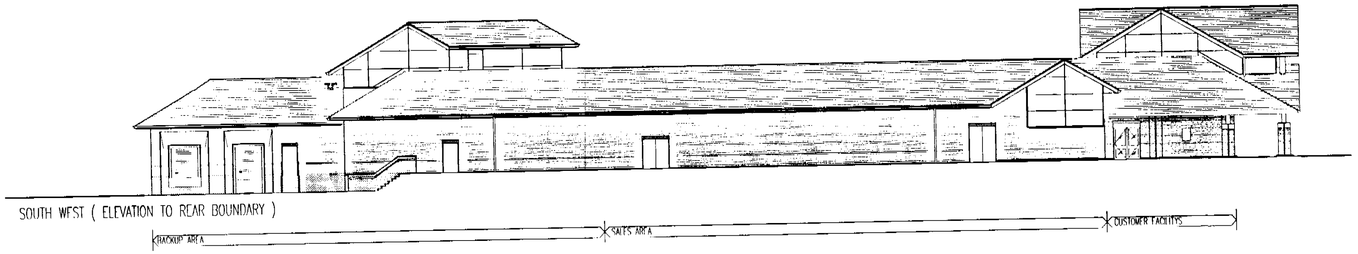


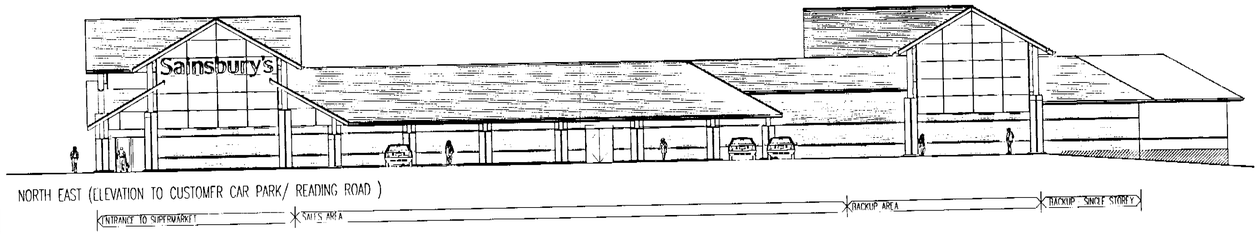


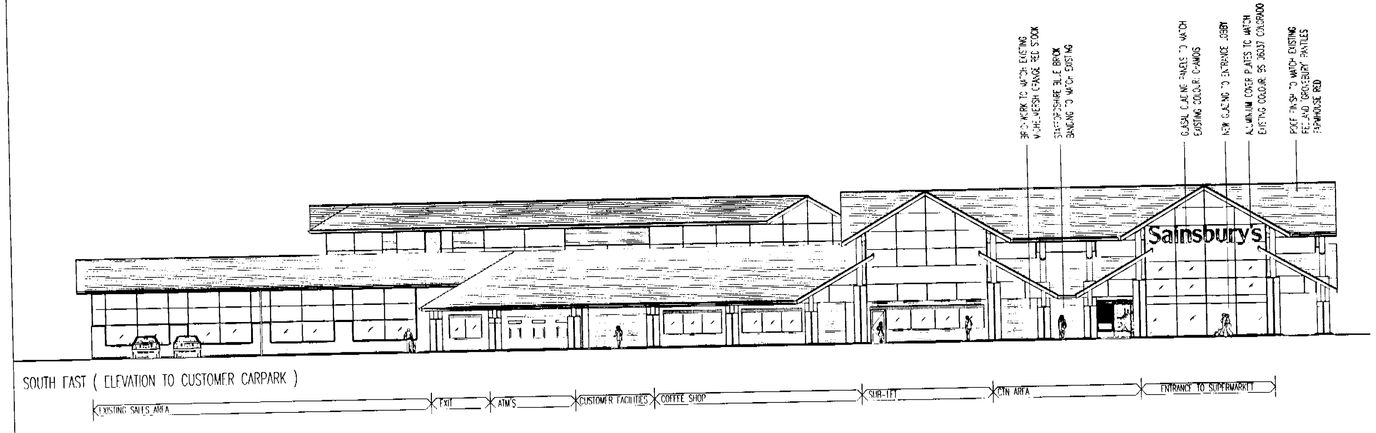


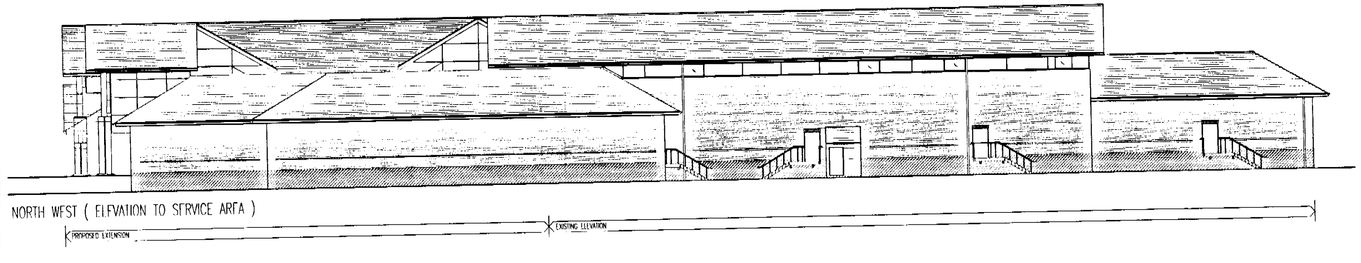


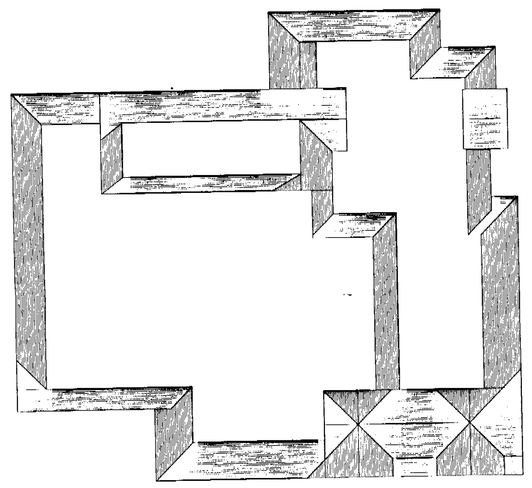


Ordnance Survey® information
© Crown copyright. All rights reserved
Licence number AR10000/392

## GENERAL NOTES

This scheme is subject to Town Planning and all other necessary consents.
Dimensions, areas and levels where given are only approximate and subject to site survey.
All dimensions are to be checked on site, do not scale.
This drawing is to be read in conjunction with all relevant consultants' and/or specialists' drawings/documents and any discrepancies or variations are to be notified to the architects before the affected work commences.
All queries relating to design of foundations, floor slabs and any structural elements are to be referred to the structural engineering consultant for resolution.
All feasibility studies are subject to full site survey.
The workmanship of all relevant trades and building operations shall comply with the recommendations of British Standard (BS) 8000:1989 parts 1 15 inclusive.

All design and construction is to be in accordance with the Construction, Design and Management Regulations 1994

SPECIALIST PACKAGES ON THIS DRAWING

ISSUED FOR CONSTRUCTION.

| | | |
|---|---|---|
| SP. | SP. | SP. |
| SP. | SP. | SP. |
| SP. | SP. | SP. |
| SP. | SP. | SP. |

APPROVED

REVISED PLAN
6642

REV

CLIENT
Bowmer & Kirkland
for
Sainsbury's
Supermarkets Ltd

PROJECT
READING ROAD
WINNERSH

DRAWING
PROPOSED
ELEVATIONS

CHQ
PARTNERSHIP
ARCHITECTS & BUILDING SURVEYORS
CHQ Partnership Ltd
Tannery House, 23 High Street
Baldock, Hertfordshire SG7 6BE
Telephone: (01462) 895110
Facsimile: (01462) 895099
Email: design@chq-architects.co.uk
www.chq-architects.co.uk

| | |
|---|---|
| DATE MARCH 03 | DRAWN KAS |
| SCALE 1:200 | CHECKED |

CHQ.99.4062-/5

CAD REF 4062-75

13 MAR 2003

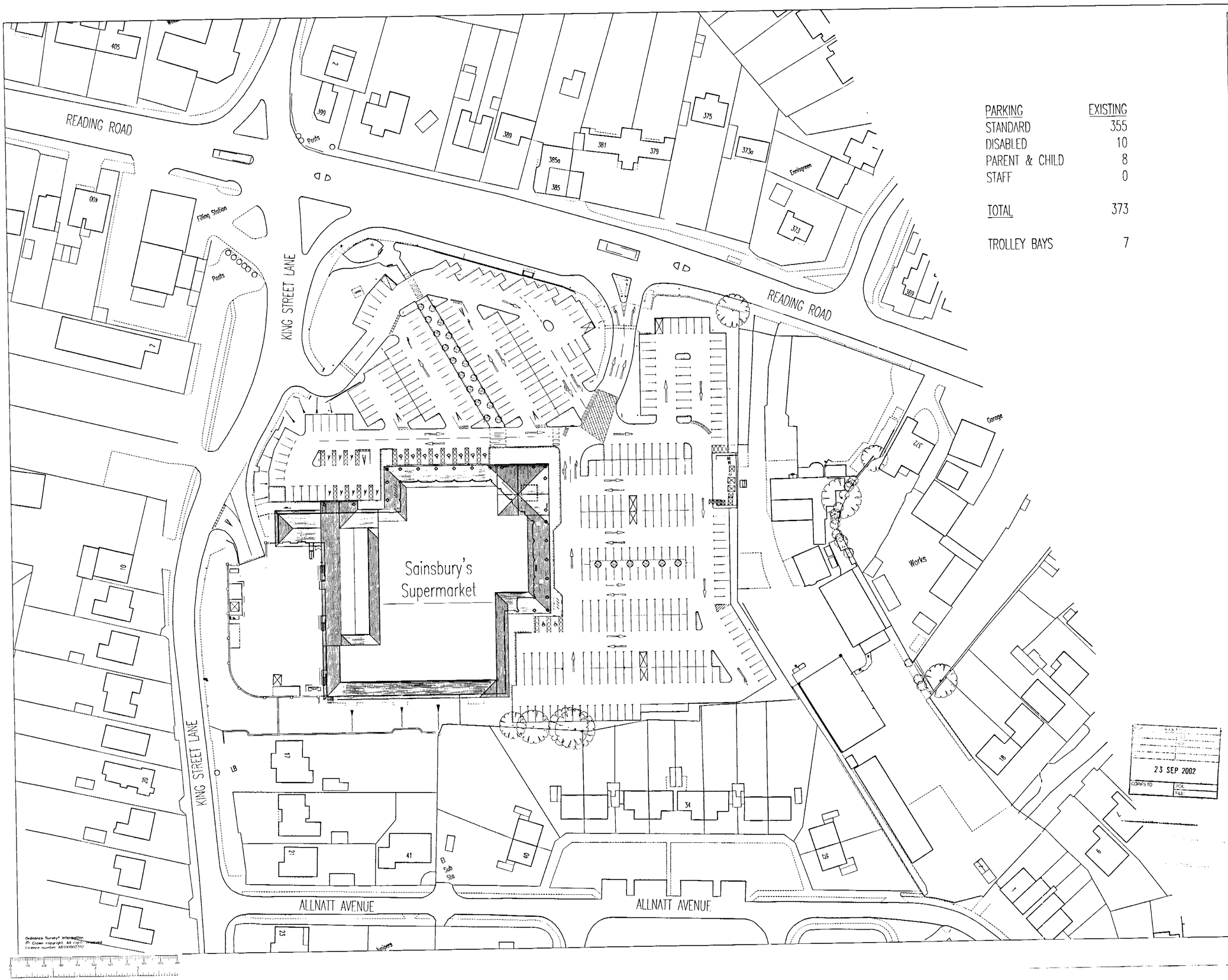


| PARKING | EXISTING |
|---|---|
| STANDARD | 355 |
| DISABLED | 10 |
| PARENT & CHILD | 8 |
| STAFF | 0 |
| TOTAL | 373 |
| TROLLEY BAYS | 7 |

## GENERAL NOTES

This scheme is subject to Town Planning and all other necessary consents.
Dimensions, areas and levels where given are only approximate and subject to site survey.
All dimensions are to be checked on site, do not scale.
This drawing is to be read in conjunction with all relevant consultants' and/or specialists' drawings/documents and any discrepancies or variations are to be notified to the architects before the affected work commences.
All queries relating to design of foundations, floor slabs and any structural elements are to be referred to the structural engineering consultant for resolution.
All feasibility studies are subject to full site survey.
The workmanship of all relevant trades and building operations shall comply with the recommendations of British Standard (BS) 8000:1989 parts 1 15 inclusive.

All design and construction is to be in accordance with the Construction, Design and Management Regulations 1994

SPECIALIST PACKAGES ON THIS DRAWING

ISSUED FOR CONSTRUCTION.

| | | |
|---|---|---|
| SP. | SP. | SP. |
| SP. | SP. | SP. |
| SP. | SP. | SP. |
| SP. | SP. | SP. |

REVISED PLAN

6642

A - DRAWING UPDATED TO INCLUDE SURVEY INFORMATION - 03/09/02

REV

CLIENT

SAINSBURY'S SUPERMARKETS LTD.

PROJECT

READING ROAD WINNERSH

DRAWING

EXISTING SITE PLAN

23 SEP 2002

COPIES TO | ACK. | FILE

CHQ PARTNERSHIP
ARCHITECTS & BUILDING SURVEYORS

CHQ Partnership Ltd
Tannery House, 23 High Street
Baldock, Hertfordshire SG7 6BE
Telephone: (01462) 895110
Facsimile: (01462) 895099
E mail: design@chq-architects.co.uk
www.chq-architects.co.uk

DATE AUG 1999 | DRAWN

SCALE 1:500 | CHECKED

CHQ.99.4062-01/A

CAD REF: 4062-01

Ordnance Survey® Information
© Crown copyright. All rights reserved.
Licence number AR100007392

APPROVED

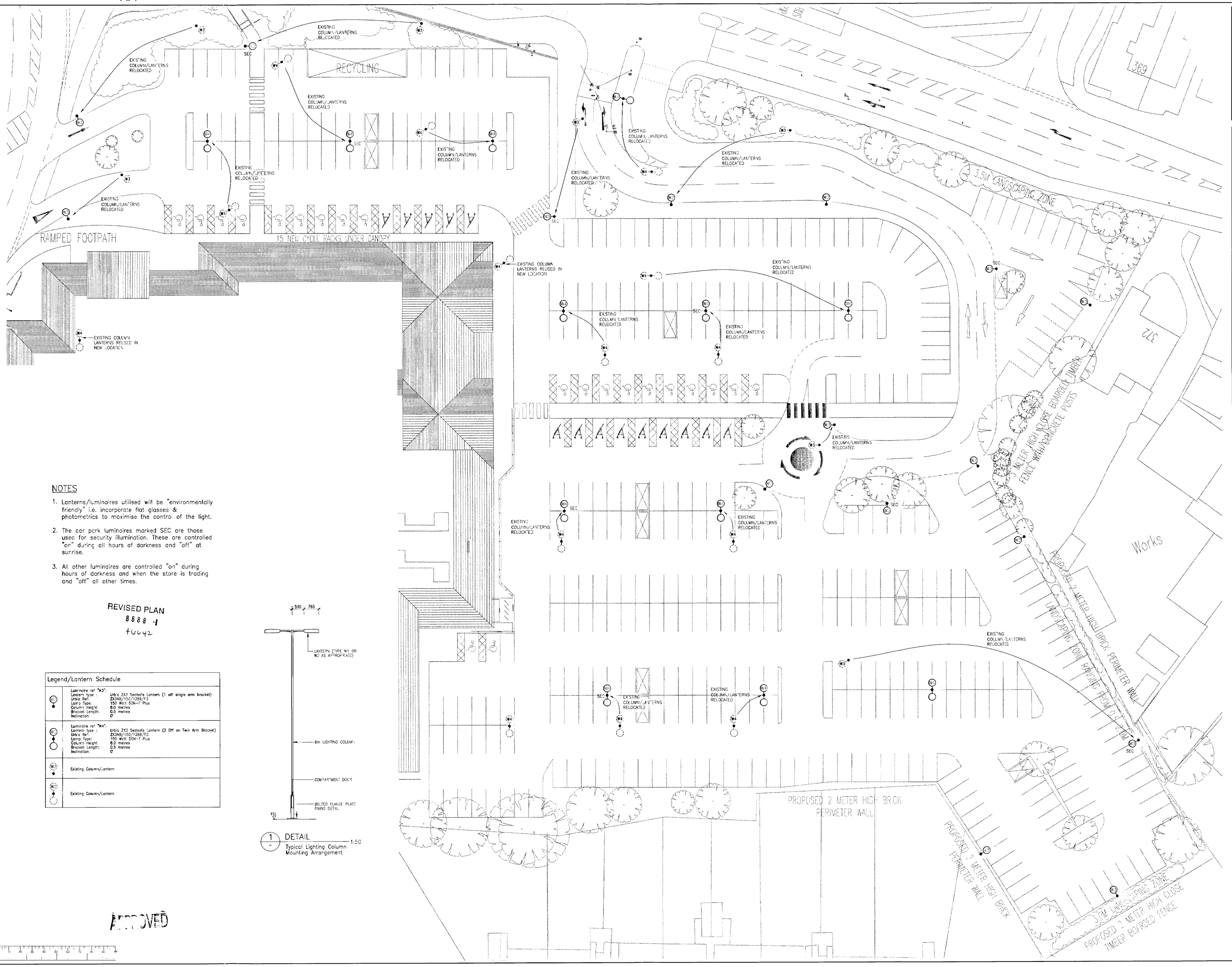


NOTES

1. Lanterns/luminaires utilised will be "environmentally friendly" i.e. incorporate flat glasses & photometrics to maximise the control of the light.
2. The car park luminaires marked SEC are those used for security illumination. These are controlled "on" during all hours of darkness and "off" at sunrise.
3. All other luminaires are controlled "on" during hours of darkness and when the store is trading and "off" all other times.

REVISED PLAN
8888 -1
tc642

| Legend/Lantern Schedule | |
|---|---|
| W1 | Luminaire ref "W3":<br>Lantern type : Urbis ZX3 Sealsafe Lantern (1 off single arm bracket)<br>Urbis Ref: ZX3NB/150/1289/72<br>Lamp Type: 150 Watt SON-T Plus<br>Column Height: 8.0 metres<br>Bracket Length: 0.5 metres<br>Inclination: 0° |
| W2 | Luminaire ref "W4":<br>Lantern type : Urbis ZX3 Sealsafe Lantern (2 Off on Twin Arm Bracket)<br>Urbis Ref: ZX3NB/150/1289/72<br>Lamp Type: 150 Watt SON-T Plus<br>Column Height: 8.0 metres<br>Bracket Length: 0.5 metres<br>Inclination: 0° |
| W3 | Existing Column/Lantern |
| W4 | Existing Column/Lantern |




1 DETAIL — 1:50
Typical Lighting Column Mounting Arrangement

APPROVED

0 5 10 15 20 25 30 35 40 45 50

Drawing file location


Copyright
This drawing is copyright and may not be altered, reproduced or used other than for the Contract Works for which it is issued without the written permission of Roberts & Partners.


Status of drawing
The purpose of this drawing when issued as a Tender Drawing is to enable tenderers to interpret correctly the designs and to submit competitive tenders for the works.
A Tender Drawing which has not been signed or amended shall not be used as an installation Drawing except under the terms contained in the conditions of Tender.

Warning
Do not scale this drawing. Verify all dimensions and structural details on site. If in doubt, ask before acting.

Related documents
This drawing to be read in conjunction with the appropriate Specifications and information on JSW's Standards Site.

Checking
This drawing has been generated using a Computer Aided Draughting system. As the system generates a new drawing at each revision only the latest revision will have been manually checked.

| Rev. | Date | Designed | CAD | Checked |
|---|---|---|---|---|
| A | 02.05.03 | SMF | PJS | |

Status/Amendments
A PRELIMINARY ISSUE

Project Title
**Sainsbury's**
WINNERSH EXTENSION

Drawing Title
Planning
CAR PARK LIGHTING

| | |
|---|---|
| Date: MAY '03 | Drawing No.: 3055 |
| Drawn: SMF | Project No.: 35245 |
| Checked: | Revision: A |
| File-reference: 52453055 | Paper size/Scale: A0 1:200 |


roberts & partners
Building Services Consulting Engineers
2-4 High Street, Kidlington, Oxford, OX5 2DH, U.K.
Tel: +44 (0) 1865 842 222. Fax: +44 (0) 1865 842 333
www.robertspartners.com
London, Glasgow, Manchester, Oxford, Birmingham, Associated Offices worldwide

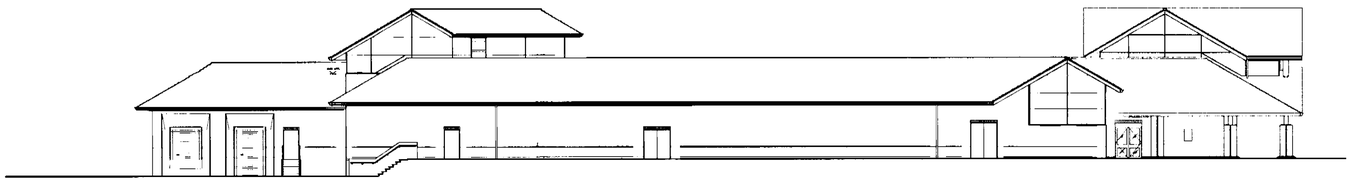

SOUTH WEST ( ELEVATION TO REAR BOUNDARY )

BACKUP AREA | SALES AREA | CUSTOMER FACILITYS

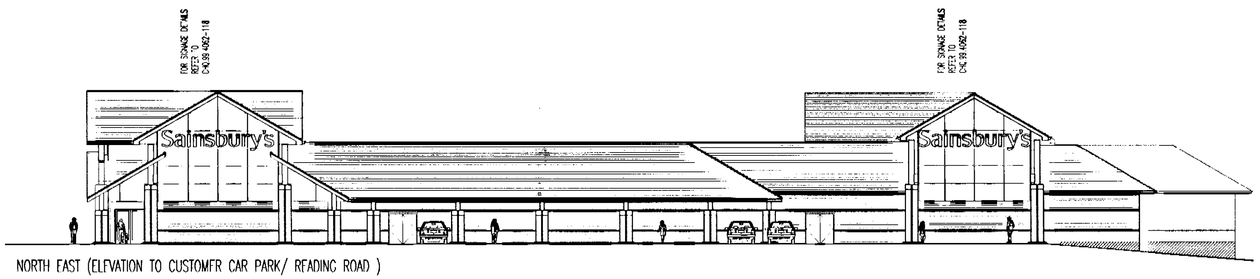


NORTH EAST (ELEVATION TO CUSTOMER CAR PARK/ READING ROAD )

ENTRANCE TO SUPERMARKET | SALES AREA | BACKUP AREA | BACKUP SINGLE STOREY




SOUTH EAST ( ELEVATION TO CUSTOMER CARPARK )

EXISTING SALES AREA | EXIT | ATM'S | CUSTOMER FACILITIES | COFFEE SHOP | SUB LET | CTN AREA | ENTRANCE TO SUPERMARKET

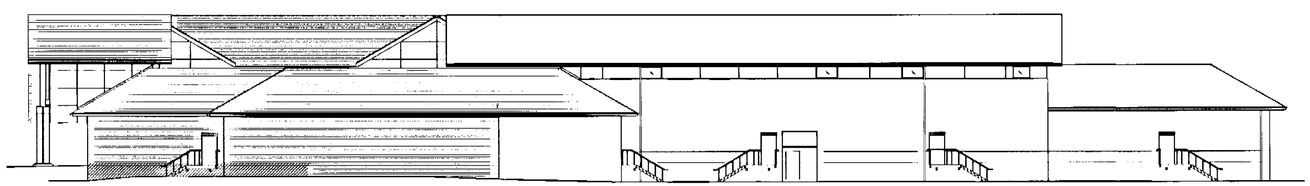

NORTH WEST ( ELEVATION TO SERVICE AREA )

PROPOSED EXTENSION | EXISTING ELEVATION

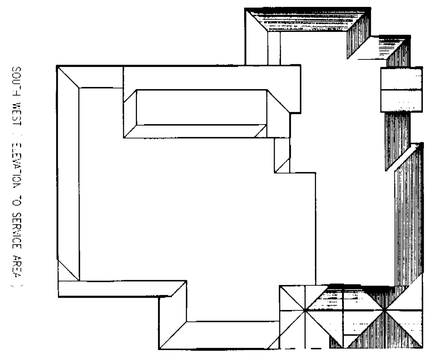


MINOR AMENDMENTS

| PLANNING SERVICES | |
|---|---|
| PUL | |
| DC | |
| AFP | |
| | |
| 13 JAN 2004 | |
| | |


Ordnance Survey® Information
© Crown copyright. All rights reserved.
Licence number AR100007392


## GENERAL NOTES

This scheme is subject to Town Planning and all other necessary consents.
Dimensions, areas and levels where given are only approximate and subject to site survey.
All dimensions are to be checked on site, do not scale.
This drawing is to be read in conjunction with all relevant consultants' and/or specialists' drawings/documents and any discrepancies or variations are to be notified to the architects before the affected work commences.
All queries relating to design of foundations, floor slabs and any structural elements are to be referred to the structural engineering consultant for resolution.
All feasibility studies are subject to full site survey.
The workmanship of all relevant trades and building operations shall comply with the recommendations of British Standard (BS) 8000:1989 parts 1-15 inclusive.

All design and construction is to be in accordance with the Construction, Design and Management Regulations 1994

SPECIALIST PACKAGES ON THIS DRAWING

ISSUED FOR CONSTRUCTION.

| | | |
|---|---|---|
| SP. | SP. | SP. |
| SP. | SP. | SP. |
| SP. | SP. | SP. |
| SP. | SP. | SP. |

| REV | | |
|---|---|---|
| G | Shopfront window at the concession area revised in accordance with clients request. | MFG 09/01/04 |
| F | Shopfront window at the concession area revised. | MFG 05/01/04 |
| E | Shopfront window at the concession area revised as previous design. | ALT 21/11/03 |
| D | Shopfront window at the concession area revised. | ALT 21/11/03 |
| C | Door height updated in accordance with ongoing design. Pier added. | ALT 15/10/03 |
| B | Elevations updated in accordance with ongoing design. | ALT 29/09/03 |
| A | Additional building sign added to North East elevation. Fire exits and door added in accordance with building requirements. Roof overhang to left of false gable altered to match that on right. | MFG/JAC 01/09/03 |

CONSTRUCTION ISSUE

CLIENT

Bowmer & Kirkland

for

Sainsbury's

Supermarkets Ltd

PROJECT

READING ROAD
WINNERSH

DRAWING

PROPOSED
ELEVATIONS


CHQ PARTNERSHIP
ARCHITECTS & BUILDING SURVEYORS
CHQ Partnership Ltd
Tannery House, 23 High Street
Baldock, Hertfordshire SG7 6BE
Telephone: (01462) 895110
Facsimile: (01462) 895099
E-mail: design@chq-architects.co.uk
www.chq-architects.co.uk


| | | | |
|---|---|---|---|
| DATE | MARCH 03 | DRAWN | KAS |
| SCALE | 1:200 | CHECKED | |

CHQ.99.4062-103 G

CAD REF: 4062-103

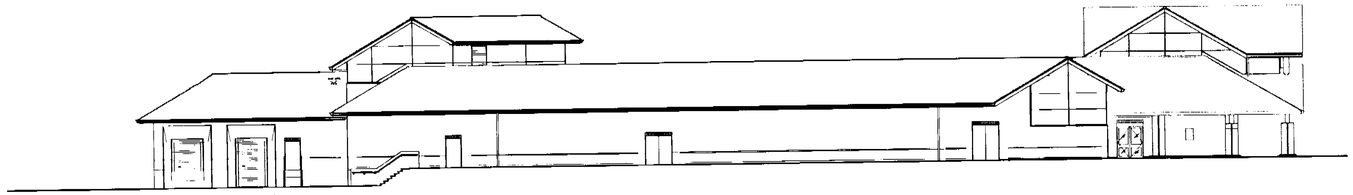

SOUTH WEST ( ELEVATION TO REAR BOUNDARY )

BACKUP AREA | SALES AREA | CUSTOMER FACILITYS

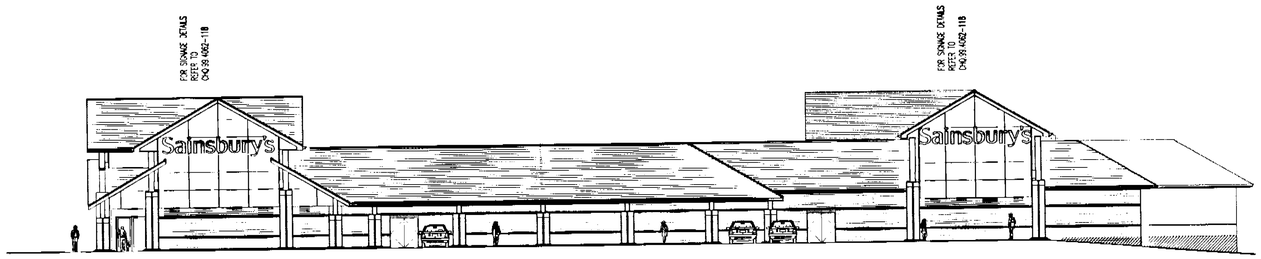


NORTH EAST (ELEVATION TO CUSTOMER CAR PARK/ READING ROAD )

ENTRANCE TO SUPERMARKET | SALES AREA | BACKUP AREA | BACKUP SINGLE STORY

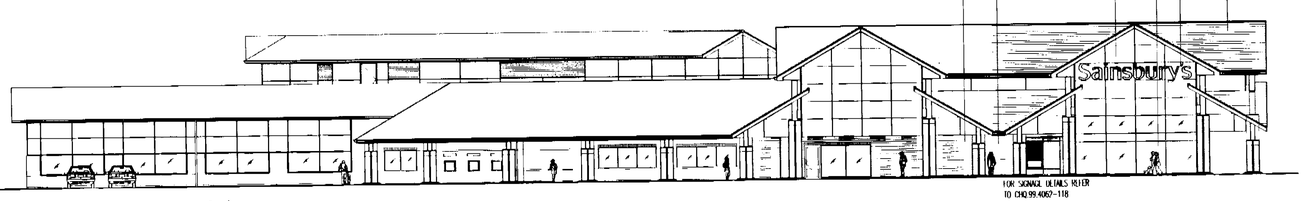


SOUTH EAST ( ELEVATION TO CUSTOMER CARPARK )

EXISTING SALES AREA | EXIT | ATM'S | CUSTOMER FACILITIES | CONTACT SHOP | SUB-LET | CTN AREA | ENTRANCE TO SUPERMARKET

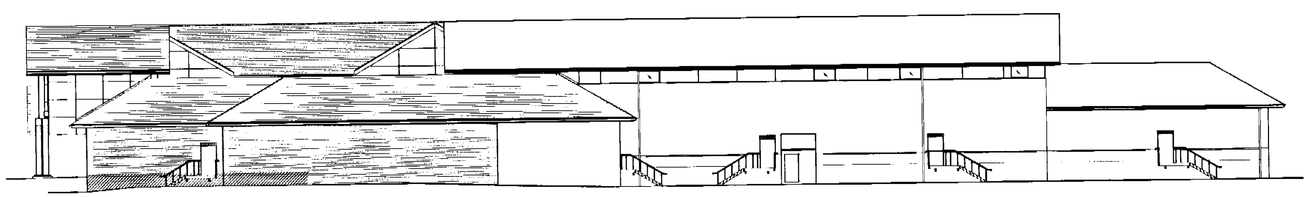

NORTH WEST ( ELEVATION TO SERVICE AREA )

PROPOSED ELEVATION | EXISTING ELEVATION

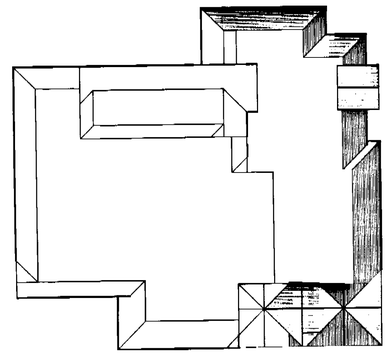

NORTH WEST ( ELEVATION TO SERVICE AREA )

SOUTH EAST ( ELEVATION TO CUSTOMER CARPARK )

NORTH EAST ( ELEVATION TO CUSTOMER CAR PARK/ READING ROAD )

SUPERSEDED

MINOR AMENDMENTS

| | |
|---|---|
| PLANNING SERVICES | HOT |
| TOL | |
| BC | CHE |
| APP | |
| GS | |
| 07 JAN 2004 | |
| FORWARD TO | |

Ordnance Survey® information
© Crown copyright. All rights reserved.
Licence number AM100017162

0 10 20 30 40 50 60 70 80 90 100

## GENERAL NOTES

This scheme is subject to Town Planning and all other necessary consents.
Dimensions, areas and levels where given are only approximate and subject to site survey.
All dimensions are to be checked on site, do not scale.
This drawing is to be read in conjunction with all relevant consultants' and/or specialists' drawings/documents and any discrepancies or variations are to be notified to the architects before the affected work commences.
All queries relating to design of foundations, floor slabs and any structural elements are to be referred to the structural engineering consultant for resolution.
All feasibility studies are subject to full site survey.
The workmanship of all relevant trades and building operations shall comply with the recommendations of British Standard (DS) 8000:1989 parts 1 To inclusive.

All design and construction is to be in accordance with the Construction, Design and Management Regulations 1994

SPECIALIST PACKAGES ON THIS DRAWING

ISSUED FOR CONSTRUCTION.

| | | |
|---|---|---|
| SP. | SP. | SP. |
| SP. | SP. | SP. |
| SP. | SP. | SP. |
| SP. | SP. | SP. |

| REV | | |
|---|---|---|
| F | Shopfront window at the concession area revised. | MEC 05/01/04 |
| F | Shopfront window at the concession area revised as previous design. | ALT 21/11/03 |
| D | Shopfront window at the concession area revised. | ALT 21/11/03 |
| C | Door height updated in accordance with ongoing design. Pier added | ALT 15/10/03 |
| B | Elevations updated in accordance with ongoing design. | ALT 29/09/03 |
| A | Additional building sign added to North East elevation. Fire exits and door added in accordance with building requirements. Roof overhang to left of latter gable altered to match that on right. | MEC/JMC 01/09/03 |

CONSTRUCTION ISSUE

CLIENT

Bowmer & Kirkland for Sainsbury's Supermarkets Ltd

PROJECT

READING ROAD
WINNERSH

DRAWING

PROPOSED
ELEVATIONS

CHQ PARTNERSHIP
ARCHITECTS & BUILDING SURVEYORS
CHQ Partnership LLP
Tannery House, 231 High Street
Uxbridge, Hertfordshire UB8 1JR
Telephone (01895) 810 110
Facsimile (01895) 810 999
E-mail design@chq-architects.co.uk
www.chq-architects.co.uk

| | |
|---|---|
| DATE MARCH 03 | DRAWN KAS |
| SCALE 1:200 | CHECKED |

CAD REF: 4062-103

CHQ.99.4062-103 F

07 MAY 2003

traffic signals

Additional Eastbound Lane on Reading Road

New "All movements junction to serve Sainsbury's

Additional Northbound traffic Lane on King Street Lane

Direct exit from car park on to King Street Lane

Additional westbound lane on Reading Road

Improved circulation within car park

RESIDENTIAL DEVELOPMENT SUBJECT TO OUTLINE PLANNING APPROVAL

READING ROAD

KING STREET LANE

ALLNATT AVENUE

SAINSBURY'S SUPERMARKET

SERVICE YARD

RAMPED FOOTPATH

2 METRE HIGH BRICK PERIMETER WALL

| PARKING | EXISTING | PROPOSED |
|---|---|---|
| STANDARD | 355 | 400 |
| DISABLED | 10 | 21 |
| PARENT & CHILD | 8 | 14 |
| STAFF | 0 | 0 |
| TOTAL | 373 | 435 |
| TROLLEY BAYS | 7 | 11 |

## GENERAL NOTES

This scheme is subject to Town Planning and all other necessary consents.
Dimensions, areas and levels where given are only approximate and subject to site survey.
All dimensions are to be checked on site, do not scale.
This drawing is to be read in conjunction with all relevant consultants and/or specialists drawings/documents and any discrepancies or variations are to be notified to the architects before the affected work commences.
All queries relating to design of foundations, floor slabs and any structural elements are to be referred to the structural engineering consultant for resolution.
All feasibility studies are subject to full site survey.
The workmanship of all relevant trades and building operations shall comply with the recommendations of British Standard (BS) 8000:1989 parts 1-15 inclusive.

All design and construction is to be in accordance with the Construction, Design and Management Regulations 1994

SPECIALIST PACKAGES ON THIS DRAWING

ISSUED FOR CONSTRUCTION.

| | | |
|---|---|---|
| SP. | SP. | SP. |
| SP. | SP. | SP. |
| SP. | SP. | SP. |
| SP. | SP. | SP. |

APPROVED

REVISED PLAN

8888 #1

t6642

A - PERIMETER WALL TO No. 372 READING ROAD CHANGED TO BRICK WALL - 02/05/03

REV

CLIENT

Bowmer & Kirkland Ltd for Sainsbury's Supermarkets Ltd

PROJECT

READING ROAD
WINNERSH

DRAWING

PROPOSED
SITE PLAN 07 MAY 2003

CHQ PARTNERSHIP
ARCHITECTS & BUILDING SURVEYORS
CHQ Partnership Ltd
Tannery House, 23 High Street
Baldock, Hertfordshire SG7 6BE
Telephone (01462) 895110
Facsimile (01462) 895099
E-mail: design@chq.architects.co.uk
www.chq.architects.co.uk

DATE AUG 02 | DRAWN KAS

SCALE 1:1000 | CHECKED

CHQ.99.4062-73/A

Ordnance Survey® information
© Crown copyright. All rights reserved.
Licence number AM100001592

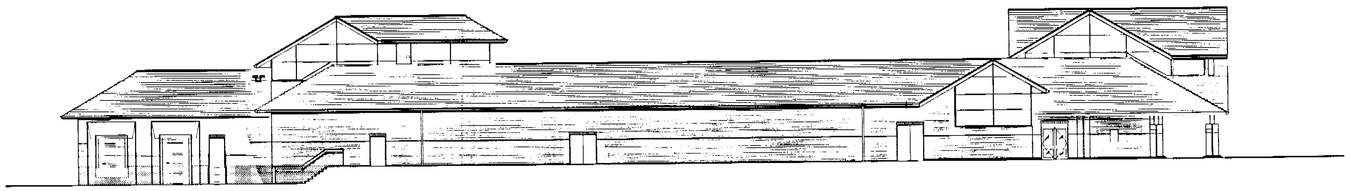

SOUTH ( ELEVATION TO REAR BOUNDARY )

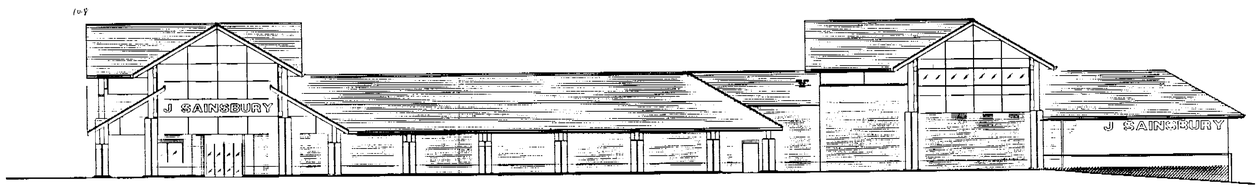


NORTH (ELEVATION TO CUSTOMER CAR PARK/ READING ROAD )

WEST ( ELEVATION TO SERVICE AREA )

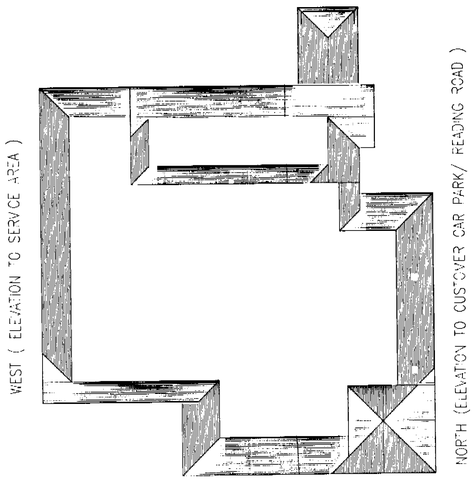


EAST ( ELEVATION TO CUSTOMER CARPARK )

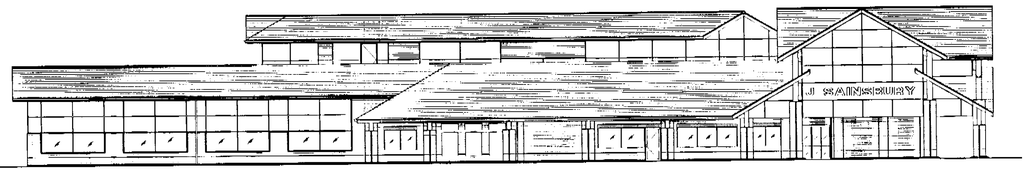


EAST ( ELEVATION TO CUSTOMER CARPARK )

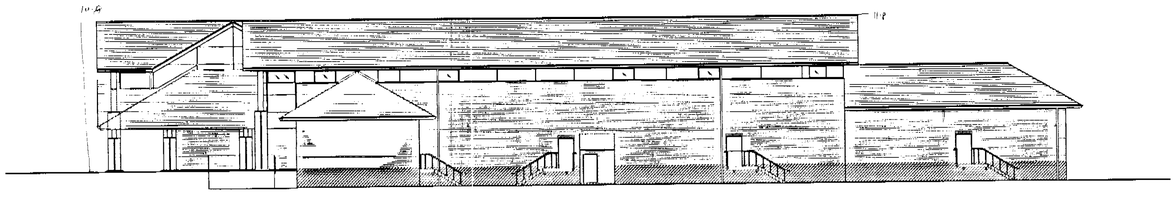

WEST ( ELEVATION TO SERVICE AREA )

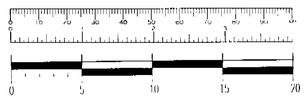


SCALE

## GENERAL NOTES

This scheme is subject to Town Planning and all other necessary consents.
Dimensions, areas and levels where given are only approximate and subject to site survey.
All dimensions are to be checked on site, do not scale
This drawing is to be read in conjunction with all relevant consultants and/or specialists drawings/documents and any discrepancies or variations are to be notified to the architects before the effected work commences.
All queries relating to design of foundations, floor slabs and any structural elements are to be referred to the structural engineering consultant for resolution.
All feasibility studies are subject to full site survey.
The workmanship of all revelant trades and building operations shall comply with the recommendations of British Standard (BS) 8000:1989 parts 1-15 inclusive.

All design and construction is to be in accordance with the Construction, Design and Management Regulations 1994

SPECIALIST PACKAGES ON THIS DRAWING

ISSUED FOR CONSTRUCTION.

| | | |
|---|---|---|
| SP. | SP. | SP. |
| SP. | SP. | SP. |
| SP. | SP. | SP. |
| SP. | SP. | SP. |

10 Feb 2000 60+2

REV

CLIENT
SAINSBURY'S SUPERMARKETS LTD

PROJECT
READING ROAD
WINNERSH

DRAWING
EXISTING ELEVATIONS

CHQ PARTNERSHIP
ARCHITECTS & BUILDING SURVEYORS
Tannery House, 21 High Street
Ickleford, Hertfordshire SG5 3XB
Telephone (01462) 895110
Facsimile (01462) 895000
Email design@chq-architects.co.uk
www.chq-architects.co.uk

| | |
|---|---|
| DATE SEPT. 99 | DRAWN |
| SCALE 1:200 | CHECKED |

CHQ.99.4062-03

C:\D FILE\4062-03

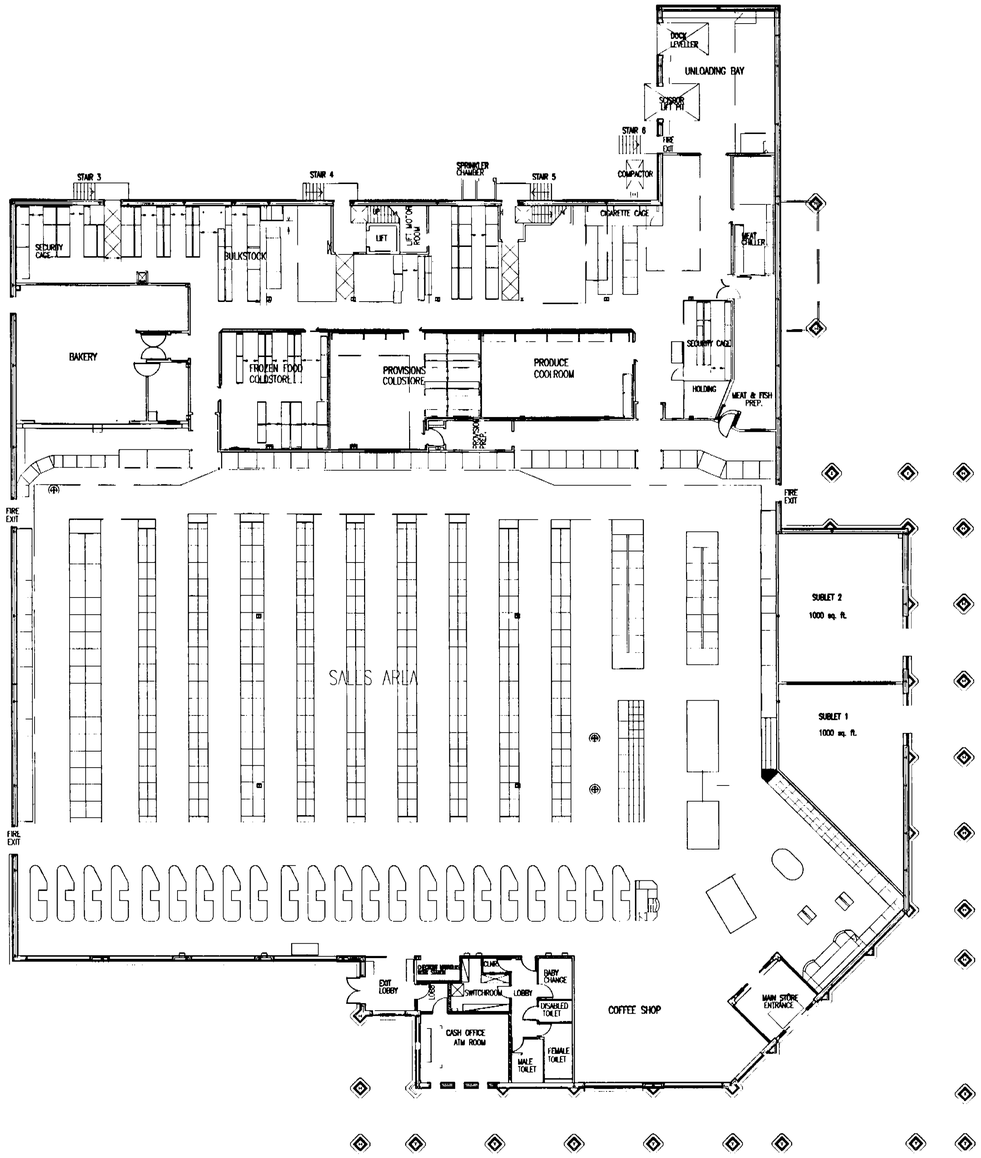


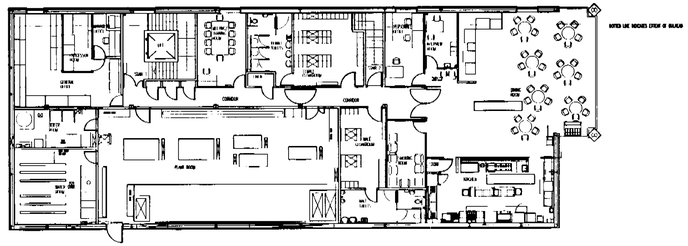

0 5 10 15 20

SCALE

## GENERAL NOTES

This scheme is subject to Town Planning and all other necessary consents.
Dimensions, areas and levels where given are only approximate and subject to site survey.
All dimensions are to be checked on site, do not scale.
This drawing is to be read in conjunction with all relevant consultants' and/or specialists' drawings/documents and any discreponcies or variations are to be notified to the architects before the affected work commences.
All queries relating to design of foundations, floor slabs and any structural elements are to be referred to the structural engineering consultant for resolution.
All feasibility studies are subject to full site survey.
The workmanship of all revelant trades and building operations shall comply with the recommendations of British Standard (BS) 8000:1989 parts 1-15 inclusive.

All design and construction is to be in accordance with the Construction, Design and Management Regulations 1994

SPECIALIST PACKAGES ON THIS DRAWING

ISSUED FOR CONSTRUCTION.

| | | |
|---|---|---|
| SP. | SP. | SP. |
| SP. | SP. | SP. |
| SP. | SP. | SP. |
| SP. | SP. | SP. |

REV

CLIENT
SAINSBURY'S SUPERMARKETS LTD.

PROJECT
READING ROAD
WINNERSH

888825 MAR 03

DRAWING
EXISTING STORE PLAN

CHQ PARTNERSHIP
ARCHITECTS & BUILDING SURVEYORS
Tannery House, 23 High Street
Hadleigh, Hertfordshire SG7 6HF
Telephone (01462) 895110
Facsimile (01462) 895099
Email design@chq-architects.co.uk
www.chq-architects.co.uk

DATE SEPT. 99 | DRAWN
SCALE 1:200 | CHECKED

CHQ.99.4062.02

CAD REF: 4062/02

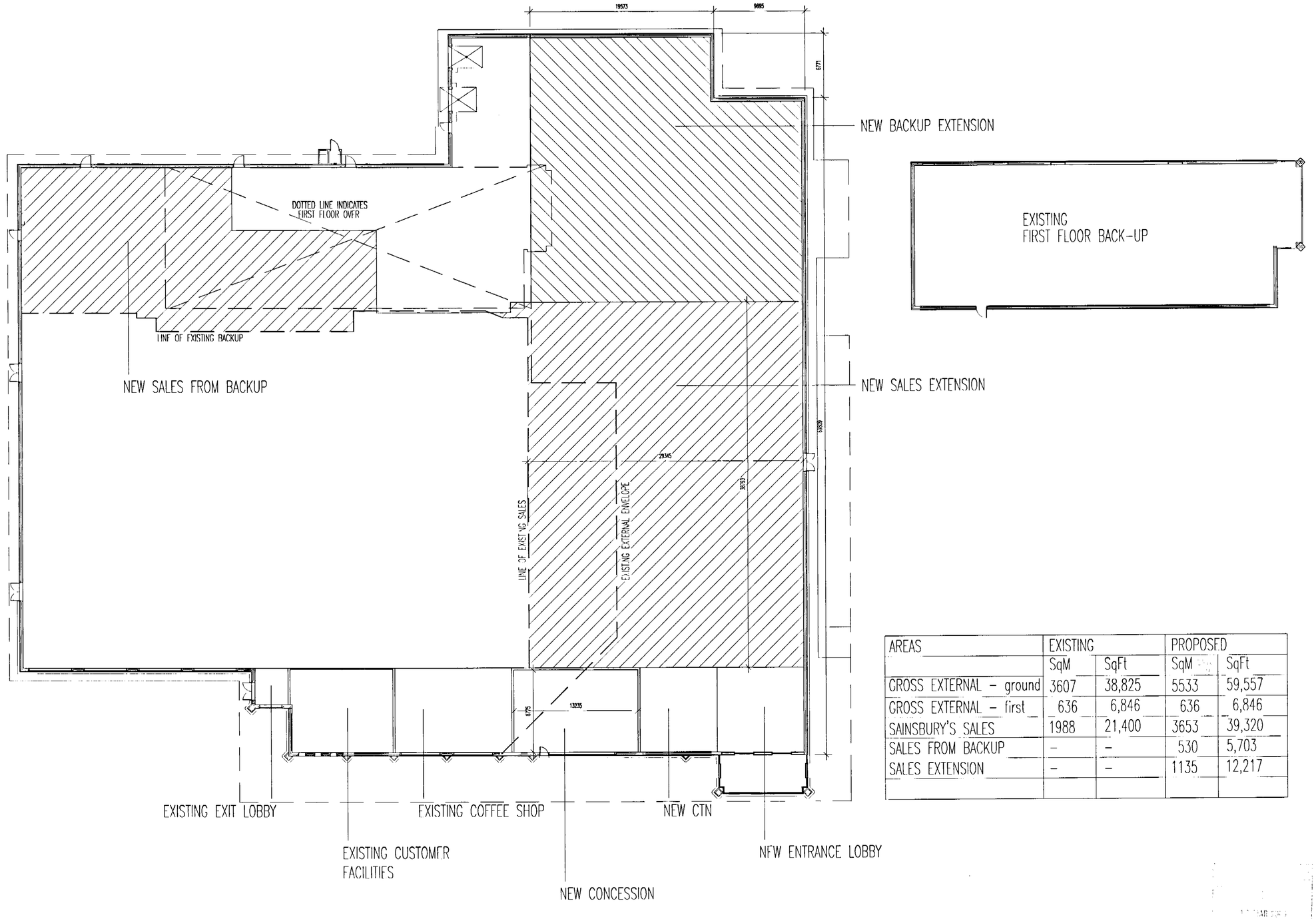


| AREAS | EXISTING | | PROPOSED | |
|---|---|---|---|---|
| | SqM | SqFt | SqM | SqFt |
| GROSS EXTERNAL – ground | 3607 | 38,825 | 5533 | 59,557 |
| GROSS EXTERNAL – first | 636 | 6,846 | 636 | 6,846 |
| SAINSBURY'S SALES | 1988 | 21,400 | 3653 | 39,320 |
| SALES FROM BACKUP | – | – | 530 | 5,703 |
| SALES EXTENSION | – | – | 1135 | 12,217 |

## GENERAL NOTES

This scheme is subject to Town Planning and all other necessary consents.
Dimensions, areas and levels where given are only approximate and subject to site survey.
All dimensions are to be checked on site, do not scale.
This drawing is to be read in conjunction with all relevant consultants' and/or specialists' drawings/documents and any discrepancies or variations are to be notified to the architects before the affected work commences.
All queries relating to design of foundations, floor slabs and any structural elements are to be referred to the structural engineering consultant for resolution.
All feasibility studies are subject to full site survey.
The workmanship of all relevant trades and building operations shall comply with the recommendations of British Standard (BS) 8000:1989 parts 1–15 inclusive.

All design and construction is to be in accordance with the Construction, Design and Management Regulations 1994

SPECIALIST PACKAGES ON THIS DRAWING

ISSUED FOR CONSTRUCTION.

| | | |
|---|---|---|
| SP. | SP. | SP. |
| SP. | SP. | SP. |
| SP. | SP. | SP. |
| SP. | SP. | SP. |

APPROVED

REVISED PLAN

A SALES AREA FIGURE FROM BACK-UP ADJUSTED 11/03/03

REV

CLIENT

Bowmer & Kirkland for Sainsbury's Supermarkets Ltd

PROJECT

READING ROAD WINNERSH

DRAWING

PROPOSED GROUND & FIRST FLOOR PLAN

CHQ PARTNERSHIP
ARCHITECTS & BUILDING SURVEYORS


CHQ Partnership Ltd
Tannery House, 23 High Street
Baldock, Hertfordshire SG7 6BE
Telephone: (01462) 895110
Facsimile: (01462) 895099
E mail: designgroup@architects.co.uk
www.chq-architects.co.uk


| | |
|---|---|
| DATE MARCH 03 | DRAWN KAS |
| SCALE 1:200 | CHECKED |

CHQ.99.4062-74/A

CAD REF: 4062-74


Ordnance Survey® Information
© Crown copyright. All rights reserved
Licence number AR100007392

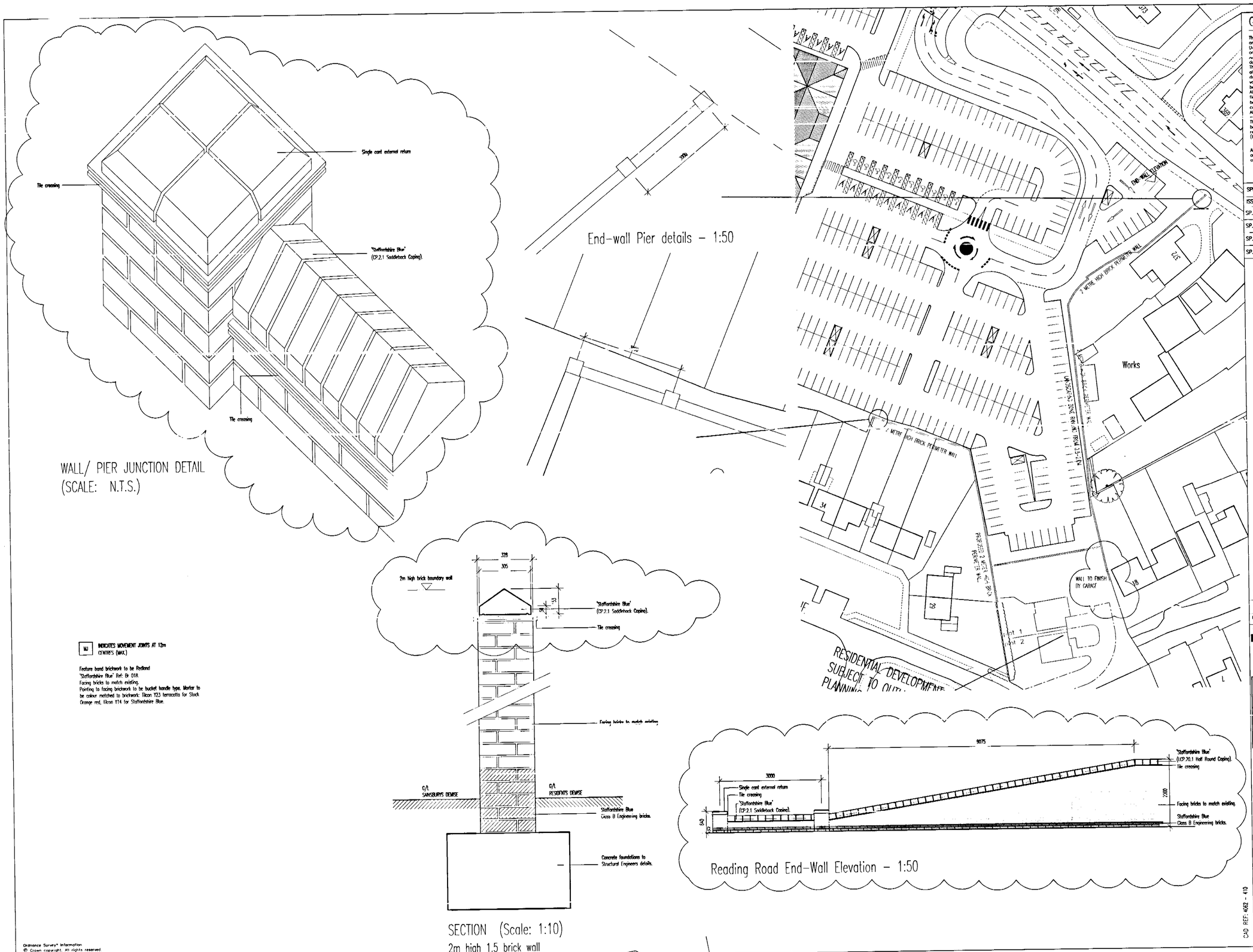


WALL/ PIER JUNCTION DETAIL
(SCALE: N.T.S.)



SECTION (Scale: 1:10)
2m high 1.5 brick wall



Reading Road End-Wall Elevation - 1:50



MJ INDICATES MOVEMENT JOINTS AT 12m CENTRES (MAX.)

Feature band brickwork to be Redland 'Staffordshire Blue' Ref: Br 018.
Facing bricks to match existing.
Pointing to facing brickwork to be bucket handle type. Mortar to be colour matched to brickwork: Tilcon Y23 terracotta for Stock Orange red, Tilcon Y14 for Staffordshire Blue.

Ordnance Survey® Information
© Crown copyright. All rights reserved
Licence number AR100007392

## GENERAL NOTES

This scheme is subject to Town Planning and all other necessary consents.
Dimensions, areas and levels where given are only approximate and subject to site survey.
All dimensions are to be checked on site, do not scale.
This drawing is to be read in conjunction with all relevant consultants' and/or specialists' drawings/documents and any discrepancies or variations are to be notified to the architects before the affected work commences.
All queries relating to design of foundations, floor slabs and any structural elements are to be referred to the structural engineering consultant for resolution.
All feasibility studies are subject to full site survey.
The workmanship of all relevant trades and building operations shall comply with the recommendations of British Standard (BS) 8000:1989 parts 1 15 inclusive.

All design and construction is to be in accordance with the Construction, Design and Management Regulations 1994

SPECIALIST PACKAGES ON THIS DRAWING

ISSUED FOR CONSTRUCTION.

| | | |
|---|---|---|
| SP. | SP. | SP. |
| SP. | SP. | SP. |
| SP. | SP. | SP. |
| SP. | SP. | SP. |

PLANS TO MEET CONDITIONS
(13)
REVISED PLAN

--6642

| | | |
|---|---|---|
| C | Coping detail revised in accordance with ongoing design changes. | JAC 04/11/03 |
| B | Coping detail and height of wall revised in accordance with planners requirements. | ALT 13/10/03 |
| A | Boundary wall revised to Planning Consultants' requirements. | JAC 24/07/03 |

CONSTRUCTION ISSUE

REV

CLIENT
Bowmer & Kirkland for Sainsbury's Supermarkets Ltd

PROJECT
READING ROAD
WINNERSH

DRAWING
PROPOSED BOUNDARY WALL & DETAILS

CHQ PARTNERSHIP
ARCHITECTS & BUILDING SURVEYORS
CHQ Partnership Ltd
Tannery House, 23 High Street
Baldock, Hertfordshire SU7 6BL
Telephone (01462) 895110
Facsimile (01462) 895099
E-mail design@chq-architects.co.uk
www.chq-architects.co.uk

| | | | |
|---|---|---|---|
| DATE | JULY 2003 | DRAWN | MEG |
| SCALE | 1:10/1:500 | CHECKED | |

CHQ.99.4062 - 410 C

CAD REF: 4062 - 410

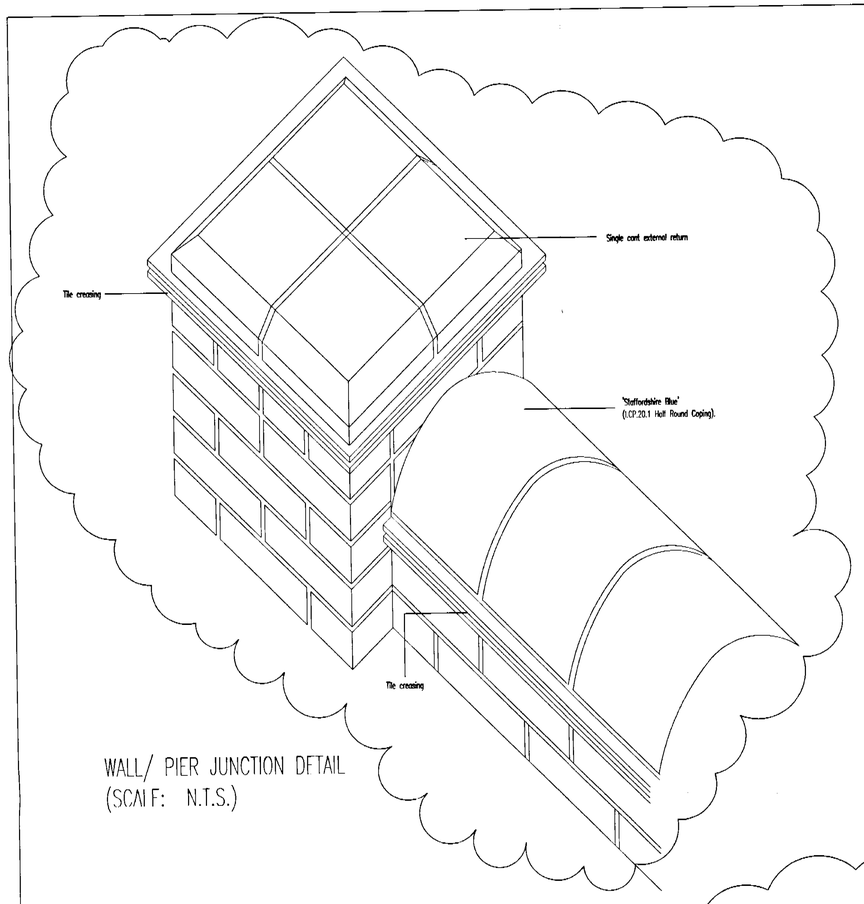


WALL/ PIER JUNCTION DETAIL
(SCALE: N.T.S.)

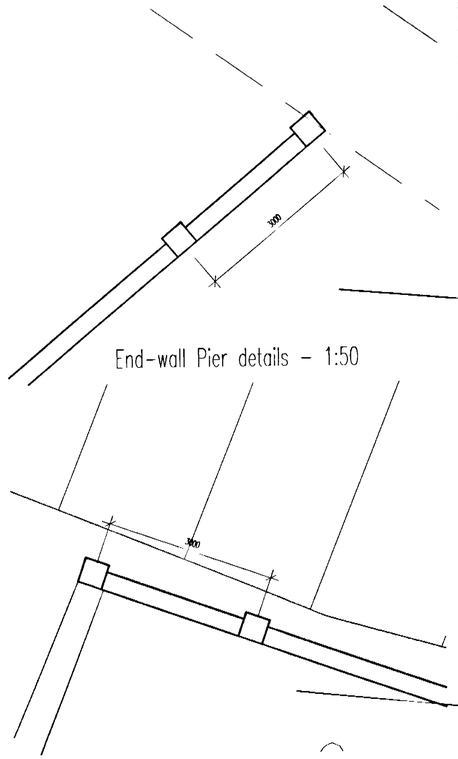


End-wall Pier details - 1:50




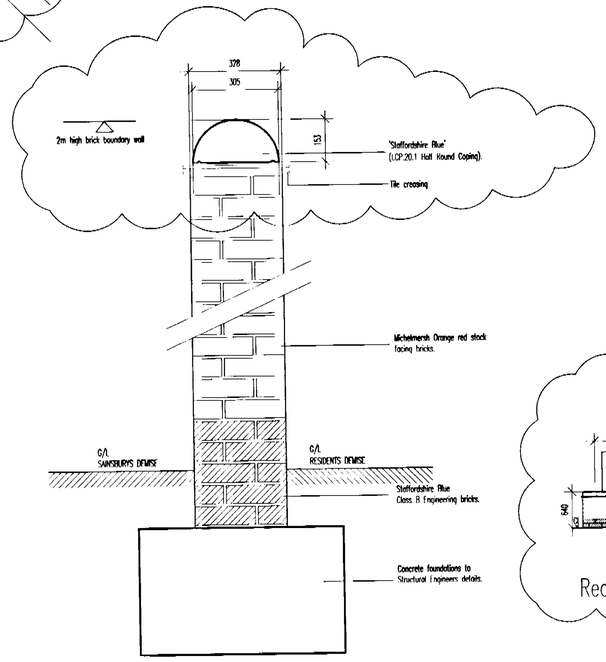


SECTION (Scale: 1:10)
2m high 1.5 brick wall

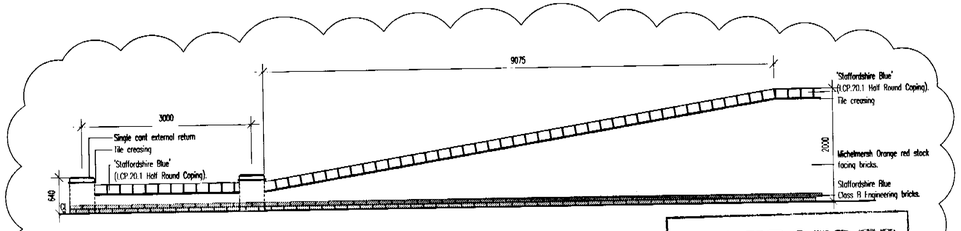


Reading Road End-Wall Elevation - 1:50

SUPERSEDED

MJ INDICATES MOVEMENT JOINTS AT 12m CENTRES (MAX.)

Feature band brickwork to be Redland 'Staffordshire Blue' Ref: Br 018.
Facing bricks to be Michelmersh Hampshire stock Orange red.
Pointing to facing brickwork to be bucket handle type. Mortar to be colour matched to brickwork: Tilcon Y23 terracotta for Stock Orange red, Tilcon Y14 for Staffordshire Blue.



Ordnance Survey® Information
© Crown copyright. All rights reserved.
Licence number AR100007392

## GENERAL NOTES

This scheme is subject to Town Planning and all other necessary consents.
Dimensions, areas and levels where given are only approximate and subject to site survey.
All dimensions are to be checked on site, do not scale.
This drawing is to be read in conjunction with all relevant consultants' and/or specialists' drawings/documents and any discrepancies or variations are to be notified to the architects before the affected work commences.
All queries relating to design of foundations, floor slabs and any structural elements are to be referred to the structural engineering consultant for resolution.
All feasibility studies are subject to full site survey.
The workmanship of all relevant trades and building operations shall comply with the recommendations of British Standard (US) 8000:1989 parts 1 15 inclusive.

All design and construction is to be in accordance with the Construction, Design and Management Regulations 1994

SPECIALIST PACKAGES ON THIS DRAWING

ISSUED FOR CONSTRUCTION.

| | | |
|---|---|---|
| SP. | SP. | SP. |
| SP. | SP. | SP. |
| SP. | SP. | SP. |
| SP. | SP. | SP. |

B Coping detail and height of wall revised in accordance with planners requirements. AH 13/10/03

A Boundary wall revised to Planning Consultants' requirements. JAC 24/07/03

CONSTRUCTION ISSUE

REV

CLIENT
Bowmer & Kirkland
for
Sainsbury's
Supermarkets Ltd

PROJECT
READING ROAD WINNERSH

DRAWING
PROPOSED BOUNDARY WALL & DETAILS

CHQ PARTNERSHIP
ARCHITECTS & BUILDING SURVEYORS
CHQ Partnership Ltd
Tannery House, 23 High Street
Baldock, Hertfordshire SG7 6BE
Telephone: (01462) 895110
Facsimile: (01462) 895099
Email: designgroup.hq.architects.co.uk
www.chq.architects.co.uk

| | |
|---|---|
| DATE JULY 2003 | DRAWN MLC |
| SCALE 1:10/1:500 | CHECKED |

CHQ.99.4062 - 410 B

CAD REF: 4062 - 410

PLANS TO MEET CONDITIONS
(13) REVISED PLAN

--6642

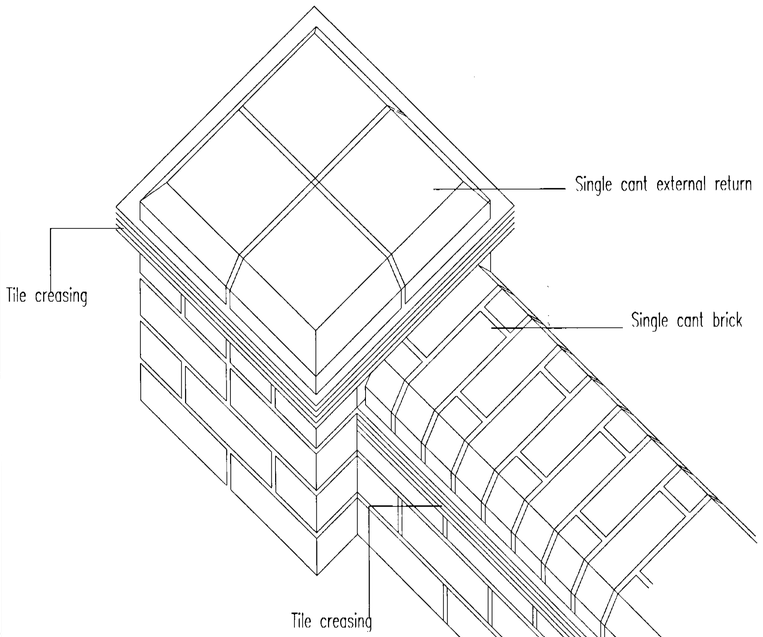


WALL / PIER JUNCTION DETAIL

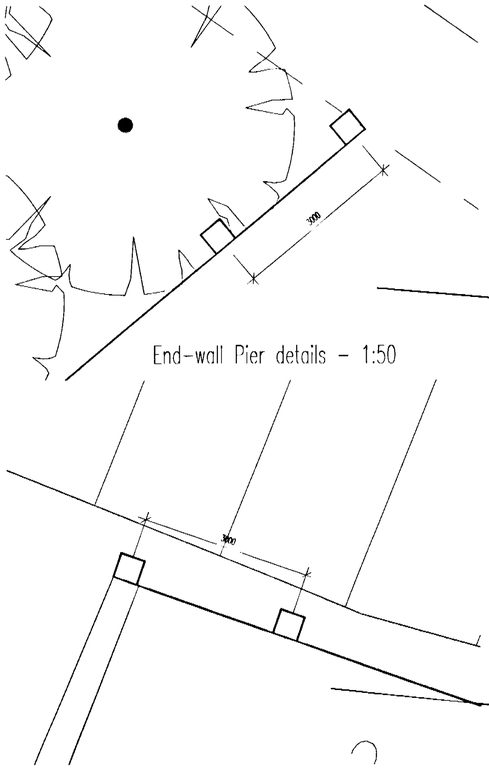


End-wall Pier details - 1:50




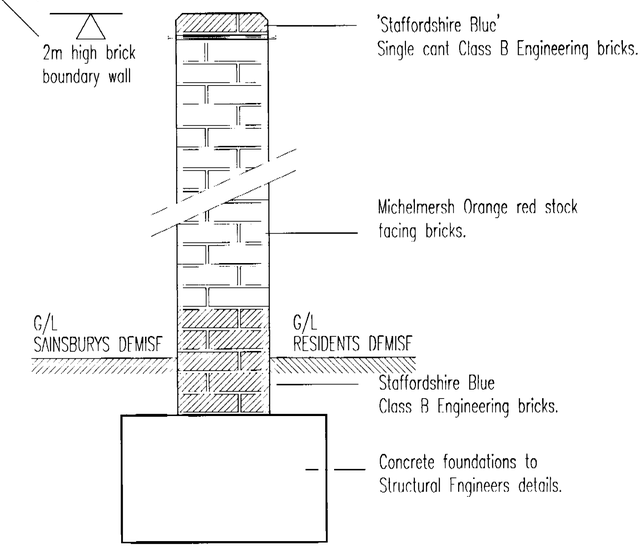


SECTION

2m high 1.5 brick wall

MJ INDICATES MOVEMENT JOINTS AT 12m CENTRES (MAX.)

Feature band brickwork to be Redland 'Staffordshire Blue' Ref: Br 018.
Facing bricks to be Michelmersh Hampshire stock Orange red.
Pointing to facing brickwork to be bucket handle type. Mortar to be colour matched to brickwork: Tilcon Y23 terracotta for Stock Orange red, tilcon Y14 for Staffordshire Blue.

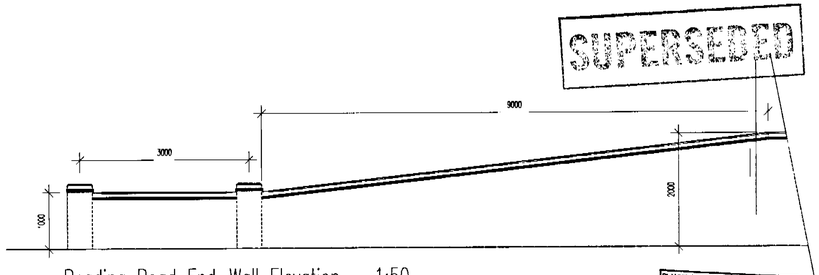


Reading Road End-Wall Elevation - 1:50


Ordnance Survey® Information
© Crown copyright. All rights reserved.
Licence number AR100007392


## GENERAL NOTES

This scheme is subject to Town Planning and all other necessary consents.
Dimensions, areas and levels where given are only approximate and subject to site survey.
All dimensions are to be checked on site, do not scale.
This drawing is to be read in conjunction with all relevant consultants' and/or specialists' drawings/documents and any discrepancies or variations are to be notified to the architects before the affected work commences.
All queries relating to design of foundations, floor slabs and any structural elements are to be referred to the structural engineering consultant for resolution.
All feasibility studies are subject to full site survey.
The workmanship of all relevant trades and building operations shall comply with the recommendations of British Standard (BS) 8000:1989 parts 1-15 inclusive.

All design and construction is to be in accordance with the Construction, Design and Management Regulations 1994

SPECIALIST PACKAGES ON THIS DRAWING ISSUED FOR CONSTRUCTION.

| | | |
|---|---|---|
| SP. | SP. | SP. |
| SP. | SP. | SP. |
| SP. | SP. | SP. |
| SP. | SP. | SP. |

PLANS TO MEET CONDITIONS
(13) 6642--

A Boundary wall revised to Planning Consultants' requirements. JAC 24/07/03

CONSTRUCTION ISSUE

REV

CLIENT
Bowmer & Kirkland
for
Sainsbury's
Supermarkets Ltd

PROJECT
READING ROAD WINNERSH

DRAWING
PROPOSED BOUNDARY WALL & DETAILS


CHQ PARTNERSHIP
ARCHITECTS & BUILDING SURVEYORS
CHQ Partnership Ltd
Tannery House, 23 High Street
Baldock, Hertfordshire SG7 6RF
Telephone: (01462) 895110
Facsimile: (01462) 895111
Email: design@chq.architects.co.uk
www.chq.architects.co.uk


| | |
|---|---|
| DATE JULY 2003 | DRAWN MFG |
| SCALE 1:10/1:500 | CHECKED |

CHQ.99.4062 - 410 A

CAD REF: 4062 - 410

PLANNING SERVICES DEPT
29 JUL 2003

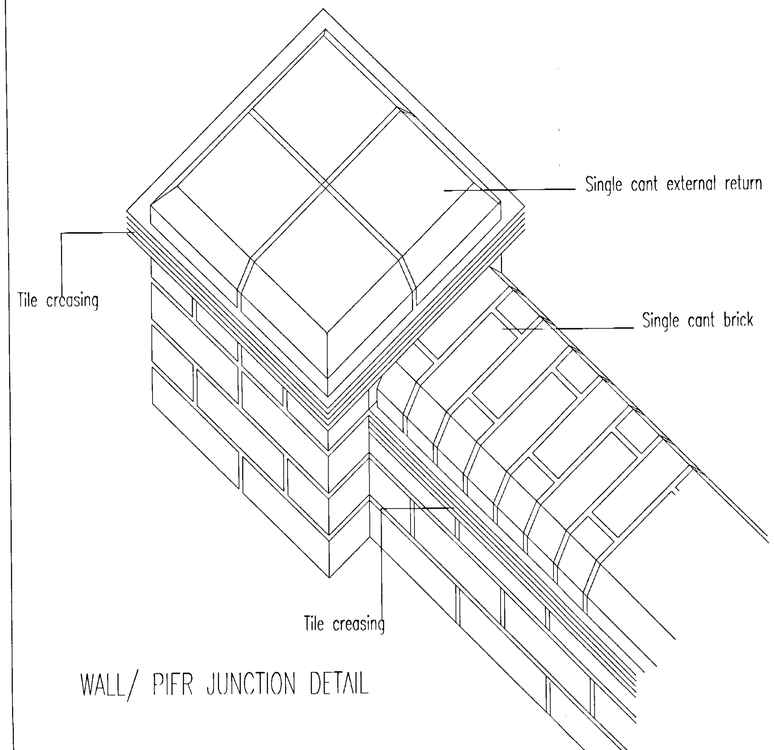


WALL/ PIFR JUNCTION DETAIL

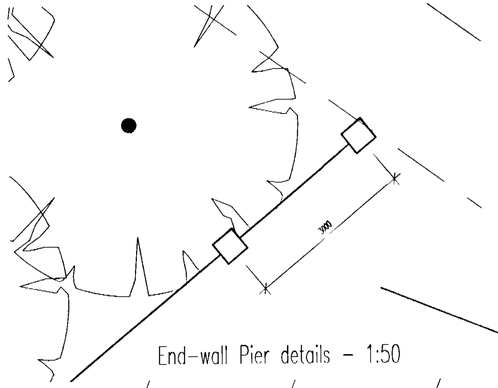


End-wall Pier details - 1:50

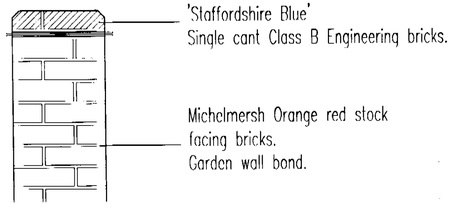


SECTION
2m high 1.5 brick wall

2m high brick boundary wall

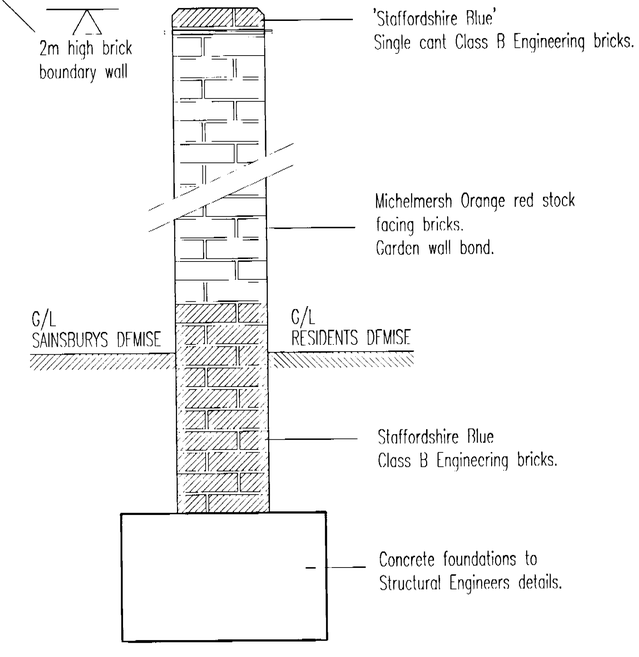


SECTION
2m high 1.5 brick wall

MJ INDICATES MOVEMENT JOINTS AT 12m CENTRES (MAX.)

Feature band brickwork to be Redland 'Staffordshire Blue' Ref: Br 018.
Facing bricks to be Michelmersh Hampshire stock Orange red.
Pointing to facing brickwork to be bucket handle type. Mortar to be colour matched to brickwork: Tilcon Y23 terracotta for Stock Orange red, tilcon Y14 for Staffordshire Blue.



Ordnance Survey® information
© Crown copyright. All rights reserved
Licence number AN100007392

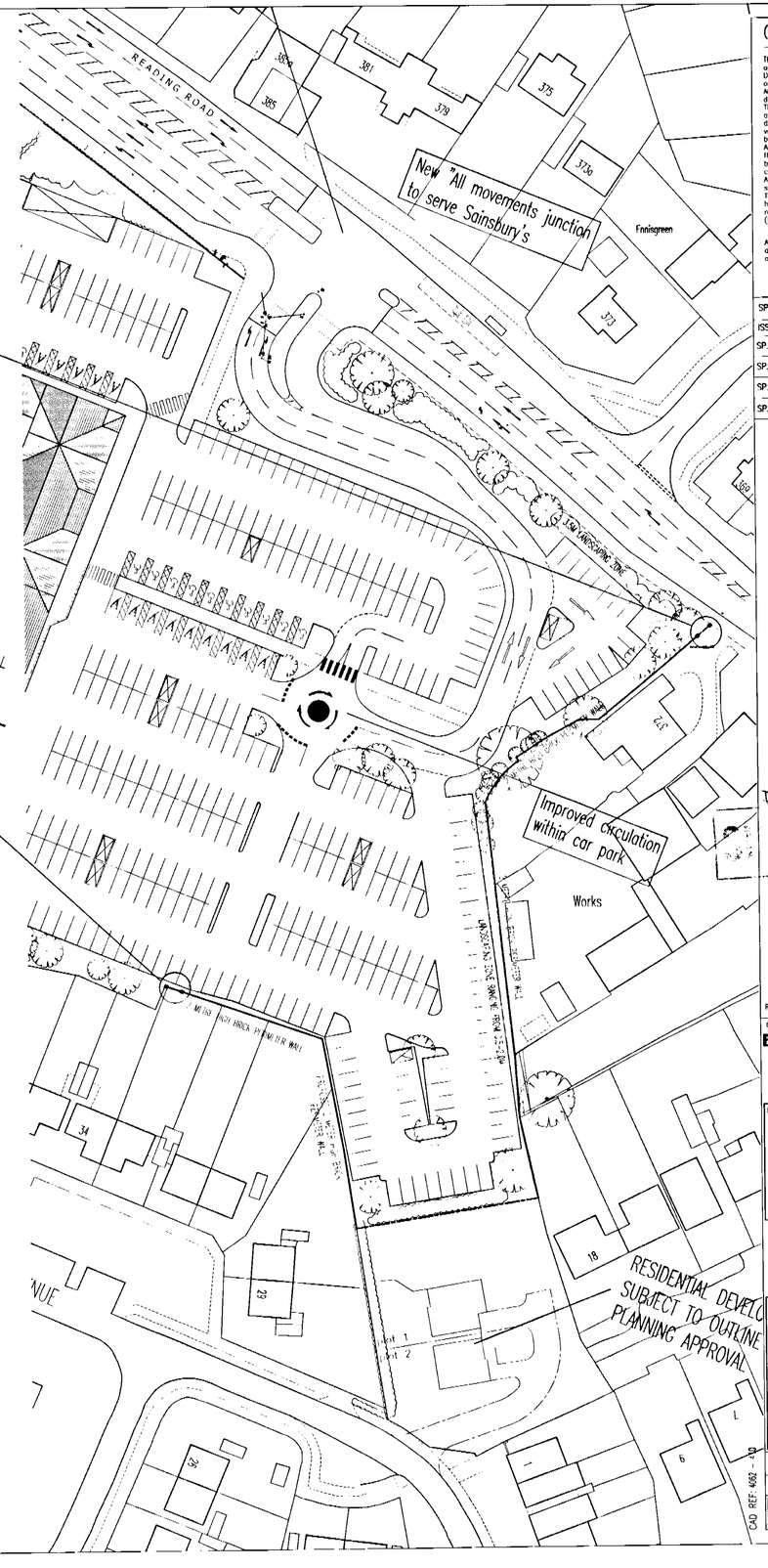


## GENERAL NOTES

This scheme is subject to Town Planning and all other necessary consents.
Dimensions, areas and levels where given are only approximate and subject to site survey.
All dimensions are to be checked on site, do not scale.
This drawing is to be read in conjunction with all relevant consultants' and/or specialists' drawings/documents and any discrepancies or variations are to be notified to the architects before the affected work commences.
All queries relating to design of foundations, floor slabs and any structural elements are to be referred to the structural engineering consultant for resolution.
All feasibility studies are subject to full site survey.
The workmanship of all relevant trades and building operations shall comply with the recommendations of British Standard (BS) 8000:1989 parts 1 15 inclusive.

All design and construction is to be in accordance with the Construction, Design and Management Regulations 1994

SPECIALIST PACKAGES ON THIS DRAWING

ISSUED FOR CONSTRUCTION.

| | | |
|---|---|---|
| SP. | SP. | SP. |
| SP. | SP. | SP. |
| SP. | SP. | SP. |
| SP. | SP. | SP. |

Details to comply with Conditions (13)

REVISED

REV

CLIENT
Bowmer & Kirkland
for
Sainsbury's
Supermarkets Ltd

PROJECT
READING ROAD
WINNERSH

DRAWING
PROPOSED BOUNDARY WALL & DETAILS

CHQ PARTNERSHIP
ARCHITECTS & BUILDING SURVEYORS
CHQ Partnership Ltd.
Tannery House, 23 High Street
Bullbrick, Hertfordshire SG7 6BE.
Telephone: (01462) 895410
Facsimile: (01462) 895099
E mail: design@chq-architects.co.uk
www.chq-architects.co.uk

DATE JULY 2003 | DRAWN MHG
SCALE 1:10/1:500 | CHECKED

CAD REF: 4062 - 410

CHQ.99.4062 - 410

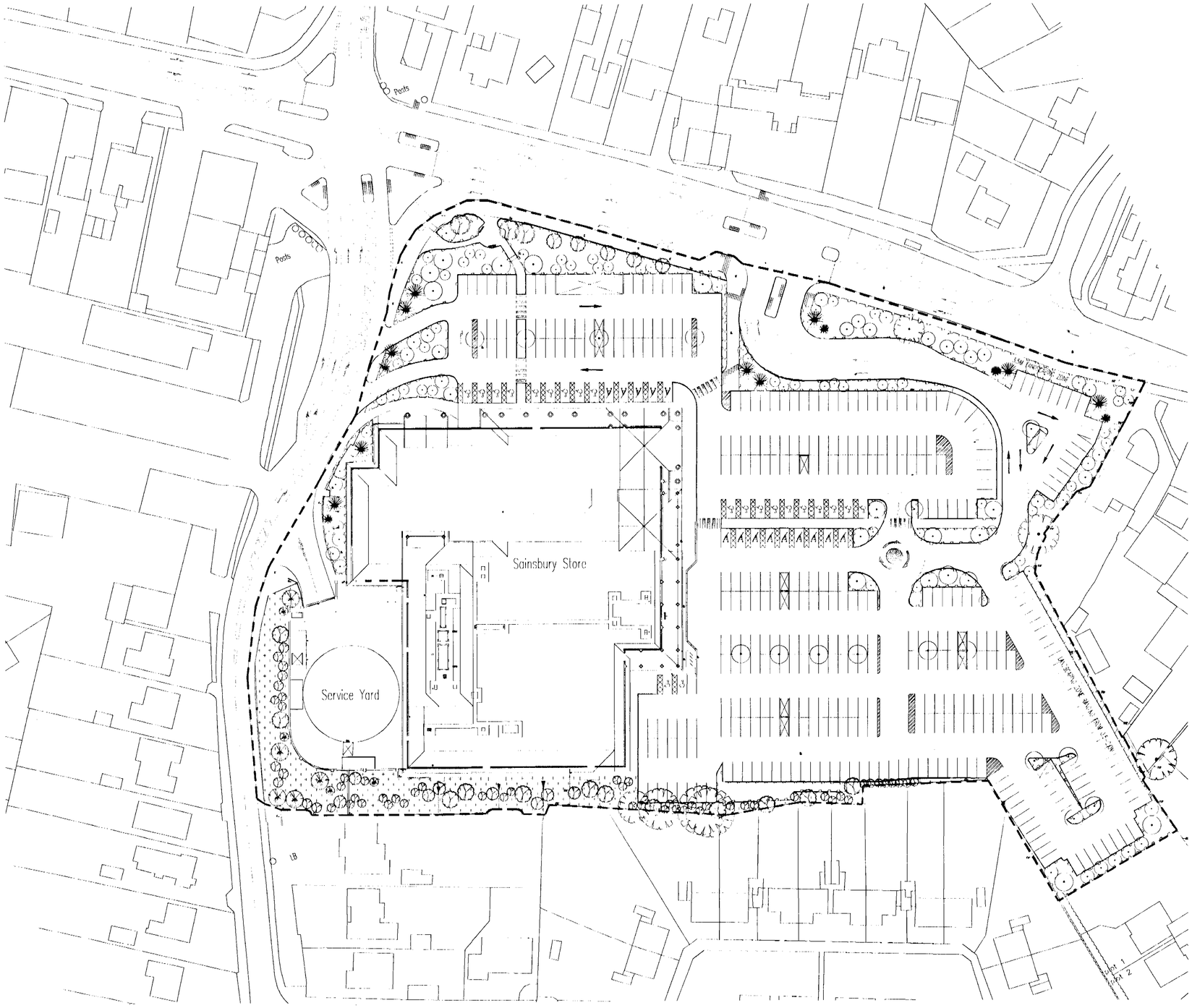


KEY

- Existing Tree Planting
- Existing Shrub Planting to be Retained and Improved
- Proposed Tree Planting
- Proposed Shrub Planting
- Site Boundary

PLANS TO MEET CONDITIONS (11)

--6642

| Revision | Description | Drawn by | Date |
|---|---|---|---|
| A | Description | Drawn by | Date |

This drawing is protected by copyright. Contractors must check all dimensions on site. Only figure dimensions are to be varied from. Discrepancies must be reported to architect before proceeding.

Macgregor • Smith
Design for the Environment

| | | | |
|---|---|---|---|
| project | Sainsbury's Supermarkets Reading Road | date | 17.10.03 |
| status | For Planning | scale | 1:500 @ A1 |
| title | Proposed Landscape Masterplan | checked by | JT |
| drawn by | MF | drawing No | 689-08 |
| Xref | 689/dwgs/arch/4062-405.dwg | | |

FOR CONTINUATION PLEASE REFER TO DWG NO: 689-07

FOR CONTINUATION PLEASE REFER TO DWG NO: 689-05

145No. Hebe 'Autumn Glory' 3L

43No. Vinca minor 3L

87No. Lonicera pileata 'Maygreen'3L

74No. Rosa 'Kent' 3L

42No. Cotoneaster conspicus 'Decorus' 3L

Existing planting to be supplimented with the following:
30No. Lonicera pileata 'Maygreen' 3L
30No. Cotoneaster conspicous 'Decorus' 3L
30No. Cornus alba 'Westonbirt' 3L
30No. Viburnum tinus 'Eve Price' 3L
30No. Eleagnus x ebbingei 3L
15No. Vinca minor 3L
Planted in groups of 5 by species, where possible.

86No. Prunus 'Otto Luykens' 3L

Works

PLANS TO MEET CONDITIONS (11)
--6642

81No. Viburnum tinus 'Eveprice' 3L

80No. Hedera helix 3L

60No. Pyracantha 'Red Cushion' 3L

4No. Alnus cordata16-18cm c/s

1No. Quercus robur 2.5-3.0m fthd

40No. Prunus 'Otto Luyken' 3L

63No. Rosa 'Kent' 3L

3No. Mahonia 'Charity' 15L

Condition 11

63No. Pyracantha 'Red Cushion' 3L

56No. Rosa 'Suffolk' 3L

3No. Mahonia 'Charity' 15L

38No. Prunus 'Otto Luykens' 3L

1No. Quercus palustris 16-18cm c/s

105No. Pyracantha 'Red Cushion' 3L

58No. Cornus alba 'Westonbirt' 3L

80No. Vinca minor 3L

5No. Alnus spaethii 20-25cm c/s

95No. Pyracantha 'Red Cushion' 3L

1No. Quercus palustris16-18cm c/s

1No. Quercus robur 2.5-3.0m fthd

PLANNING / CONSERVATION
DVE
DL
AM
MF
CA
07 NOV 2003
ENG
TRAFFIC
FIRE

34

KEY

Existing Tree Planting | Existing Shrub Planting to be Retained and Improved | Proposed Tree Planting | Proposed Shrub Planting | Tree Pits in Hard Surfacing | Tree Pit in Soft Landscape | Site Boundary

This drawing is protected by copyright. Contractors must check all dimensions on site. Only figure dimensions are to be worked from. Discrepancies must be reported to architect before proceeding.

Chewbushe House 11-13 High Street, Bath, BA1 5AW Tel 01225 464 840 Fax 01225 429 107 enquiries@macgregorsmith.co.uk

Macgregor • Smith
Design for the Environment

| | | | |
|---|---|---|---|
| project | Sainsbury's Supermarkets Reading Road, Winnersh | date | 21.10.03 |
| status | For Planning | scale | 1:200 @ A1 |
| title | Planting Plan 3/4 | checked by | JT |
| drawn by | MF | drawing No | 689-06 |
| Xref | 689/dwgs/consult/arch/4067-405.dwg | | |

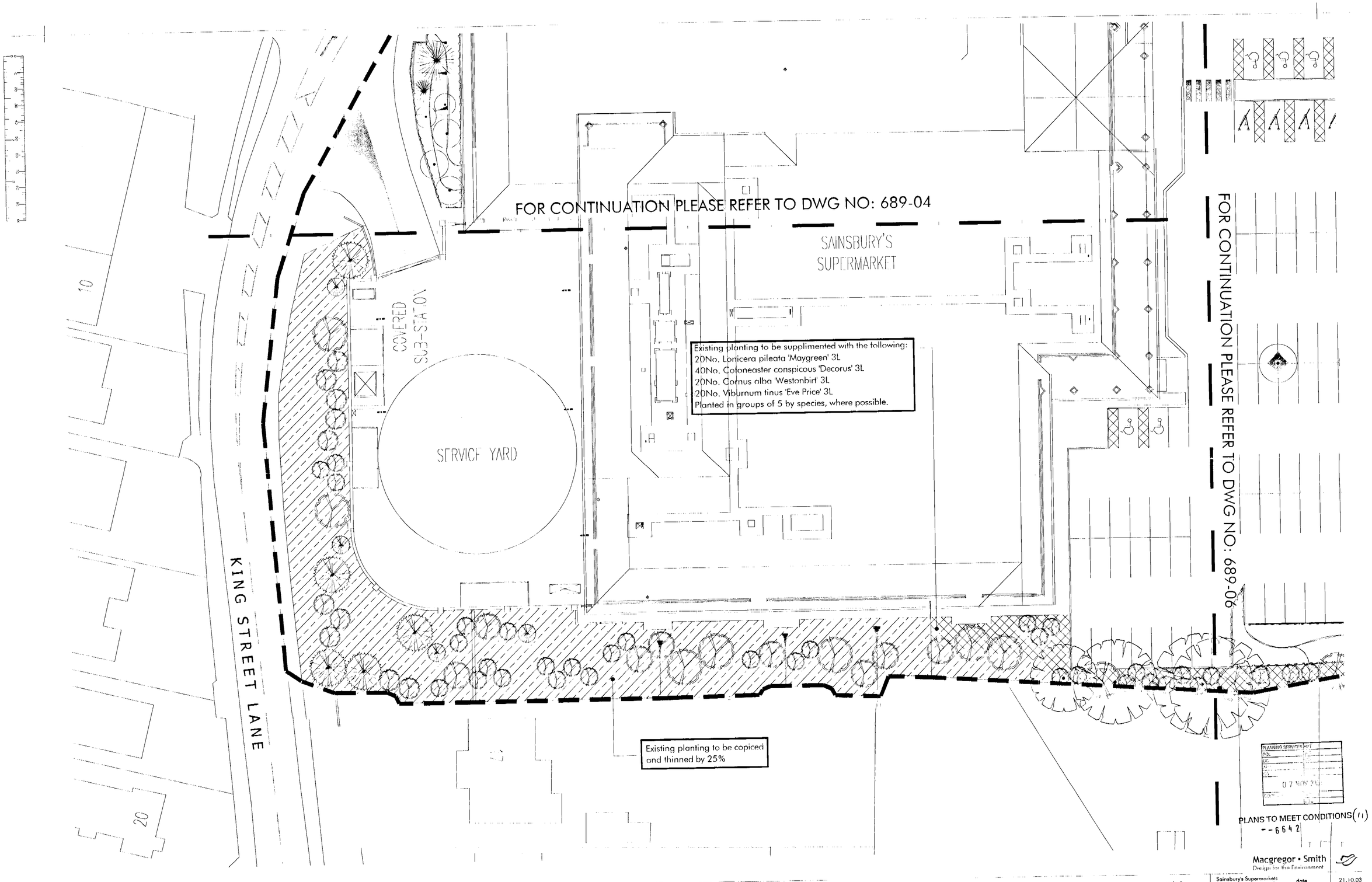


Macgregor • Smith
Design for the Environment

| | | | |
|---|---|---|---|
| project | Sainsbury's Supermarkets Reading Road, Winnersh | date | 21.10.03 |
| status | For Planning | scale | 1:200 @ A1 |
| title | Planting plan 4/4 | checked by | JT |
| drawn by | MF | drawing No | 689-07 |
| Xref | 689/dwgs/consult/arch/4062-405.dwg | | |

KEY

- Existing Tree Planting
- Existing Shrub Planting to be Retained and Improved
- Existing Shrub Planting to be Retained and Thinned
- Proposed Tree Planting
- Proposed Shrub Planting
- Tree Pits in Hard Surfacing
- Tree Pit in Soft Landscape
- Site Boundary

The drawing is protected by copyright. Contractors must check all dimensions on site. Only figure dimensions are to be worked from. Discrepancies must be reported to architect before proceeding.
Chesterfield House, 33-37 High Street, Bath, BA1 5AQ Tel:01225 464 690 Fax:01225 429 967 enquiries@macgregorsmith.co.uk

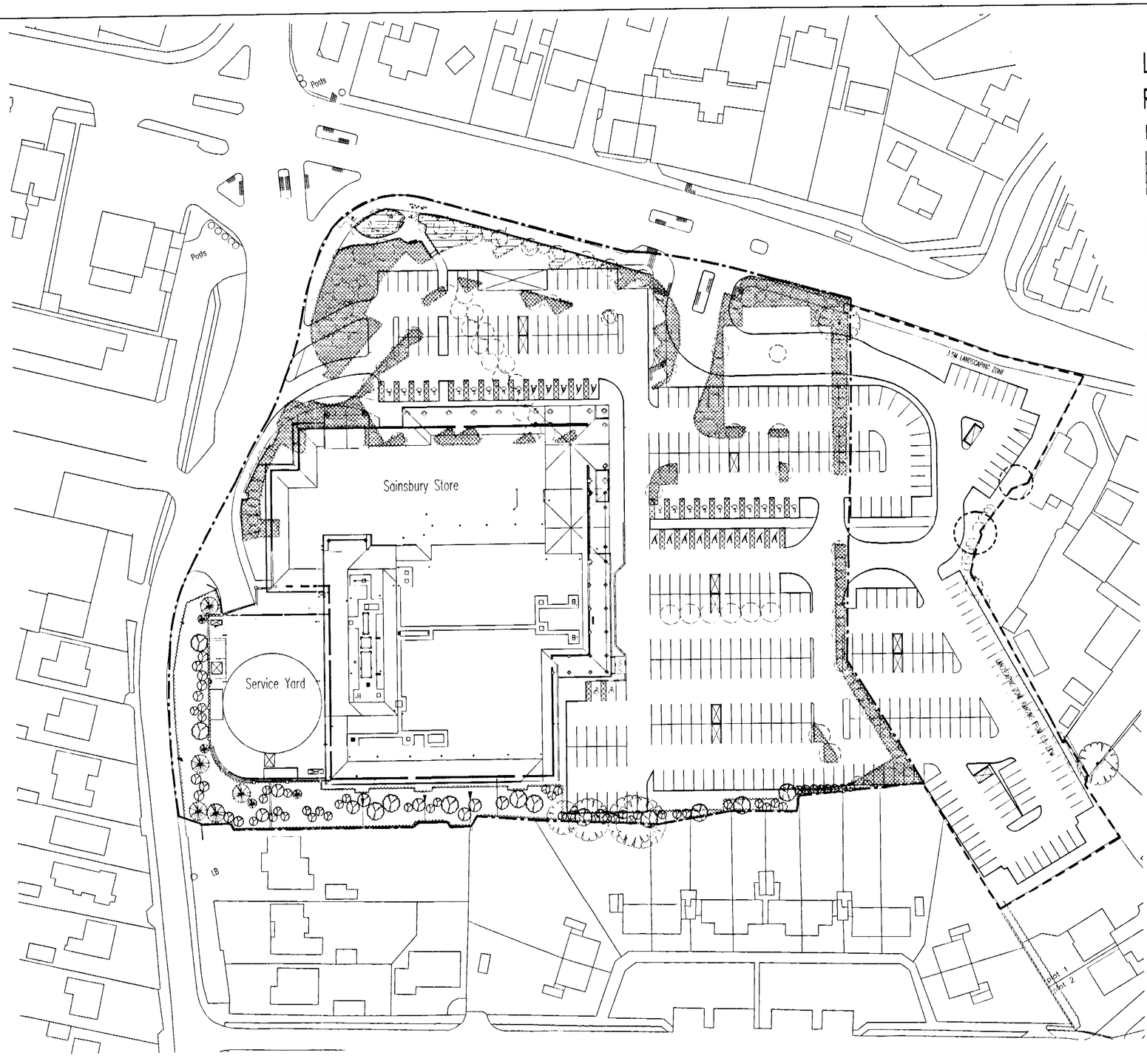


# LANDSCAPE AREAS TO BE RETAINED/REMOVED

KEY

- Existing Trees
- Existing Trees to be Removed
- Existing Store Landscape to be Retained
- Existing Store Landscape to be Removed
- Existing Store Landscape to be Removed and Reinstated
- Existing Site Boundary
- Proposed Extention to Site Boundary

For details of Tree Protection Fencing refer to drawing no: 689-03.
Fence positions to be inspected prior to work commencing on site.

PLANS TO MEET CONDITIONS (11)

--6642

| PLANNING SERVICES | |
|---|---|
| POL | |
| DC | |
| APP | |
| | 30 JAN 2004 |
| CONT TO | ACK |
| | FILE |

Macgregor • Smith
Design for the Environment

| Revision | Description | Drawn by | Date |
|---|---|---|---|
| A | Revised trees to be removed | MF | 28.01.04 |

| | | | |
|---|---|---|---|
| project | Sainsbury's Supermarkets Reading Road, Winnersh | date | 16.10.03 |
| status | For Planning | scale | 1:500 @ A1 |
| title | Areas to be retained/removed | checked by | JT |
| drawn by | MF | drawing No | 689-02A |
| Xref | 689/dwgs/msdwgs/689-01.dwg | | |




KEY

- Existing Deciduous Tree Planting
- Existing Coniferous Tree Planting
- Existing Shrub Planting
- Existing Tree Planting Prior to Implementation of 1996 Scheme
- Existing Site Boundary
- Proposed Extention to Site Boundary

PLANS TO MEET CONDITIONS (11)
--6642

Macgregor • Smith
Design for the Environment

| | | | |
|---|---|---|---|
| project | Sainsbury's Supermarkets Reading Road, Winnersh | date | 15.10.03 |
| status | For Planning | scale | 1:500 @ A1 |
| title | Existing Landscape Scheme | checked by | JT |
| drawn by | MF | drawing No | 689-01 |
| Xref | N/A | | |

| Manhole | Cover Level (mAOD) | Pipe Diameters or Channel Size (mm) | Invert Level (mAOD) | depth to invert (m) | Manhole Type& Size | Cover Details | Easting | Northing |
|---|---|---|---|---|---|---|---|---|
| SW101 | 53.150 | CH150 | 52.588<br>52.093 Catchpit base level | 1.057 | Althon LiteGRC Silt Pit 600x600X900 deep | Althon Heavy Duty Iron Cover 600x600 | 1089841.092 | 1998005.082 |
| SW102 | 53.000 | CH150,CH250 | 52.438 incoming 150 channel<br>52.388 outgoing 250 channel<br>51.943 catchpit base level | 1.057 | Althon LiteGRC Silt Pit 600x600X900 deep | Althon Heavy Duty Iron Cover 600x600 | 1073466.933 | 1997968.912 |
| SW103 | 53.000 | CH250, 375 | 51.351 | 1.649 | Type B 1200 diameter PCC | Class D400 675x675 min clear opening | 1073466.933 | 2043736.512 |
| SW104 | 52.700 | 500, 375, 225 | 51.295 | 1.405 | Type B 1500 diameter PCC | Class D400 675x675 min clear opening | 1073310.979 | 2050532.242 |
| SW105 | 52.900 | 300 | 51.717 | 1.183 | Type C 1240x750 brick | Class D400 1220x675 min clear opening | 1098184.461 | 2073933.622 |
| SW106 | 52.800 | 500, 225 | 50.720 | 2.080 | Type B 1500 diameter PCC | Class D400 sized in accordance with requirements of flow control manufacturer | 1069089.399 | 2090866.293 |

| Pipe Run | Pipe Diameter (mm) | Length (m) | Upstream Invert Level (mAOD) | Downstream Invert Level (mAOD) | Gradient |
|---|---|---|---|---|---|
| SW01- SW104 | 375 | *32.0* | *51.550* | *51.295* | 125 |
| SW103 - SW104 | 375 | *7.0* | *51.351* | *51.295* | 125 |
| SW105 - SW104 | 225 | *34.0* | *51.717* | *51.445* | 125 |
| SW104 - INTERCEPTOR | 500 | *5.0* | *51.170* | *51.130* | 125 |
| INTERCEPTOR - TANK | 500 | *3.0* | *51.030* | *51.000* | 125 |
| TANK - SW114 | 225 | *54.0* | *50.72*** | *50.509* | 255 |

** assumed gradient of tank is 1:100

| Channel | Size (mm) | Length (m) | Upstream ground level (mAOD) | Upstream Invert Level (mAOD) | Downstream ground level (mAOD) | Downstream Invert Level (mAOD) | Gradient (1 in...) |
|---|---|---|---|---|---|---|---|
| CD101 | 150 | 32 | 53.300 | 52.738 | 53.150 | 52.588 | 213 (as ground) |
| CD102 | 150 | 16 | 53.150 | 52.588 | 53.000 | 52.438 | 107(as ground) |
| CD103 | 250 | 46 | 53.000 | 52.388 | 53.000 | 52.388 | level |

This document should not be relied on or used in circumstances other than those for which it was originally prepared and for which Mott MacDonald Ltd was commissioned. Mott MacDonald Ltd accepts no responsibility for this document to any other party other than the person by whom it was commissioned.

Notes

1. ALL DIMENSIONS ARE IN MILLIMETRES.
2. ALL LEVELS ARE IN METRES.

Key to symbols

PLANC TO MEET CONDITIONS
W-6642
condition 3

| Rev | Date | Drawn | Description | Ch'k'd | App'd |
|---|---|---|---|---|---|
| A | 12.09.03 | | CONSTRUCTION ISSUE | CT | |

Connell Mott MacDonald
...building the future
St Ann's Wharf
112 Quayside
Newcastle upon Tyne NE1 3DX
United Kingdom
Tel +44 (0)191 261 0866
Fax +44 (0)191 261 1100
Web www.mottmac.com

Client
Bowmer &Kirkland Limited

Title
Sainsburys, Winnersh
Store Extension
Drainage Schedules

| | | | | | |
|---|---|---|---|---|---|
| Designed | F Smith | | Eng.Chk. | | |
| Drawn | S Baker | | Coordination | | |
| Dwg.Chk. | C Taylor | | Approved | C Taylor | |

Scale N.T.S
Project 206957
CAD file R:\206957CON\LO-\032
Status CON
Drawing No 206957/032
Rev A

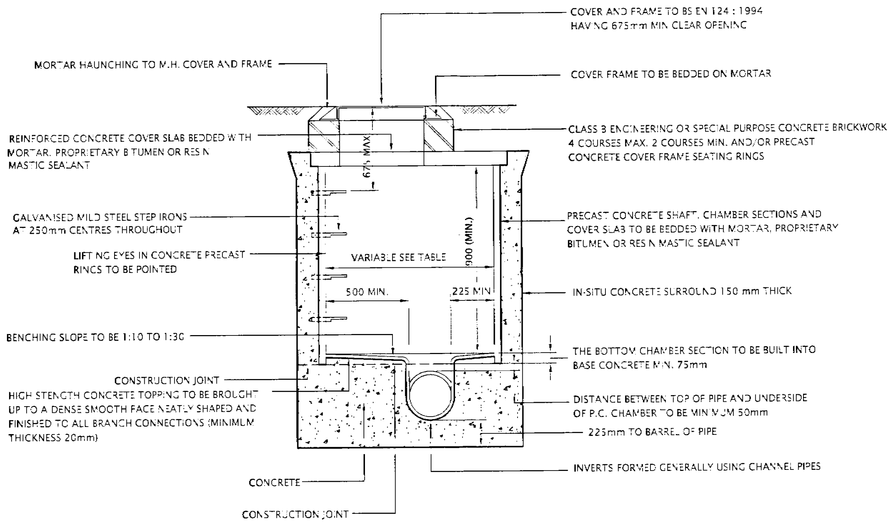


SECTION B-B
SCALE 1:20

| DIA. OF LARGEST PIPE IN MANHOLE | CHAMBER SECTIONAL A |
|---|---|
| LESS THAN 375mm | 1200mm (1050mm where depth to soffit is 1.35m to 1.50m) |
| 375mm to 450mm | 1350mm |
| 500mm to 700mm | 1500mm |

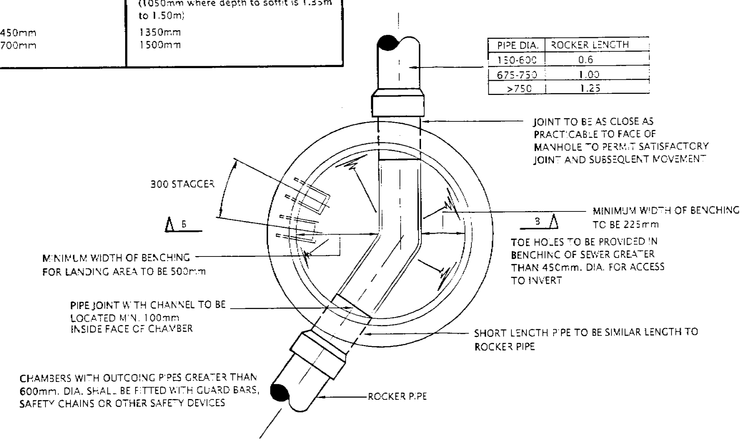


PLAN ON MANHOLE TYPE B
(AS PER SEWERS FOR ADOPTION 5th EDITION)
SCALE 1:20

FOR MANHOLES WITH DEPTH TO SOFFIT OF UPTO 3.00m

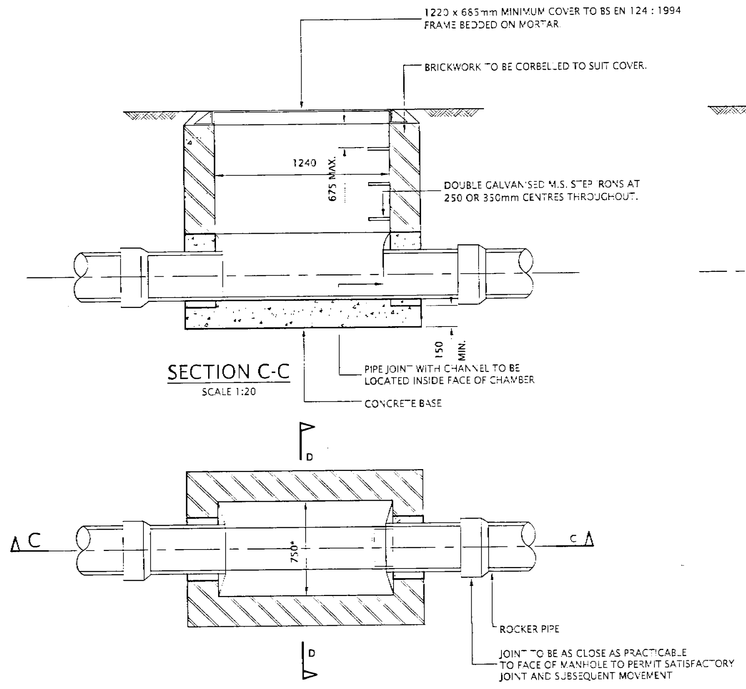


SECTION C-C
SCALE 1:20

PLAN ON MANHOLE TYPE C
(SEWERS FOR ADOPTION 5th EDITION)
SCALE 1:20

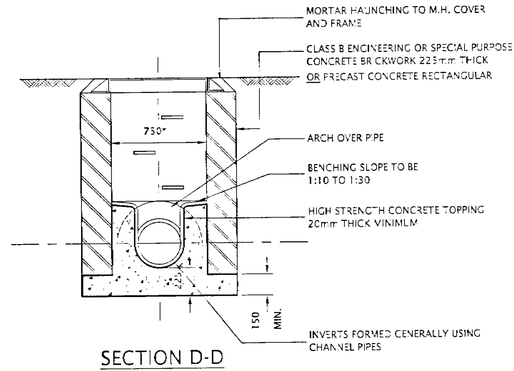


SECTION D-D
SCALE 1:20

NOTE
CHAMBER WIDTH SHOULD BE INCREASED FOR PIPES LARGER THAN 225mm DIA. TO GIVE 225mm BENCHING EACH SIDE WITH THE BRICKWORK CORBELLED DOWN TO SUIT COVER

* DIMENSION TO COMPLY WITH BUILDING REGULATIONS

FOR MANHOLES WITH DEPTH TO SOFFIT OF 1.00m TO 1.50m

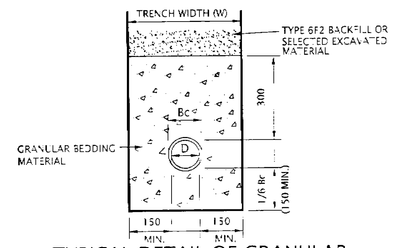


TYPICAL DETAIL OF GRANULAR BED AND SURROUND (PIPE CROWN AT A DEPTH GREATER THAN 1200mm TO F.G.L)
SCALE 1:10

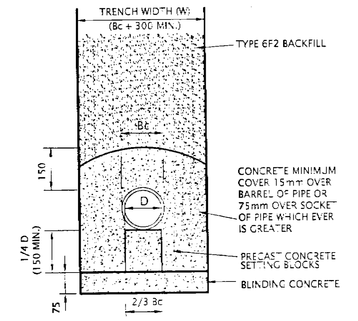


TYPICAL DETAIL OF CONCRETE BED AND SURROUND (PIPE CROWN AT A DEPTH 1200mm OR LESS TO F.G.L)
SCALE 1:10

| NOMINAL BORE | MAXIMUM TRENCH WIDTH (W) |
|---|---|
| UP TO AND INCLUDING 600 | D + 750 |
| OVER 600 UP TO AND INCLUDING 825 | D + 825 |
| OVER 825 UP TO AND INCLUDING 1125 | D + 1250 |
| OVER 1125 | D + 1350 |

FOR PIPE DIA. UPTO 150mm USE GRANULAR BEDDING - 10 OR 14 NOMINAL SIZE CLASS S BEDDING OR A10 GRADED CLASS S BEDDING

FOR PIPE DIA. UPTO 300mm USE GRANULAR BEDDING - 10, 14, OR 20 NOMINAL SIZE CLASS S BEDDING OR A10 GRADED CLASS S BEDDING

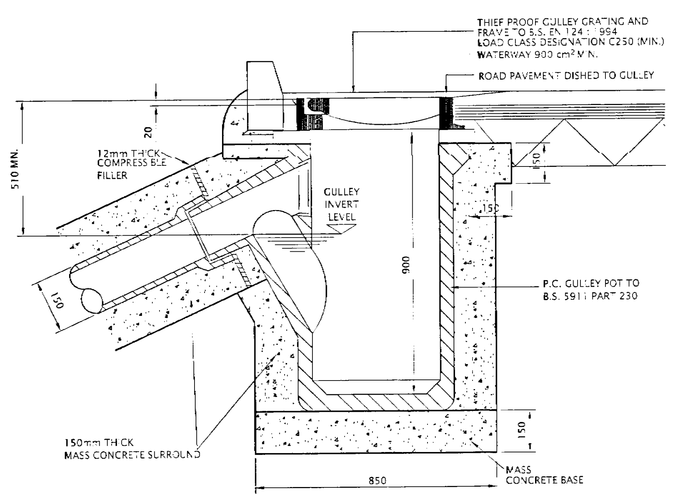


TYPICAL ROAD GULLEY
SCALE 1:10

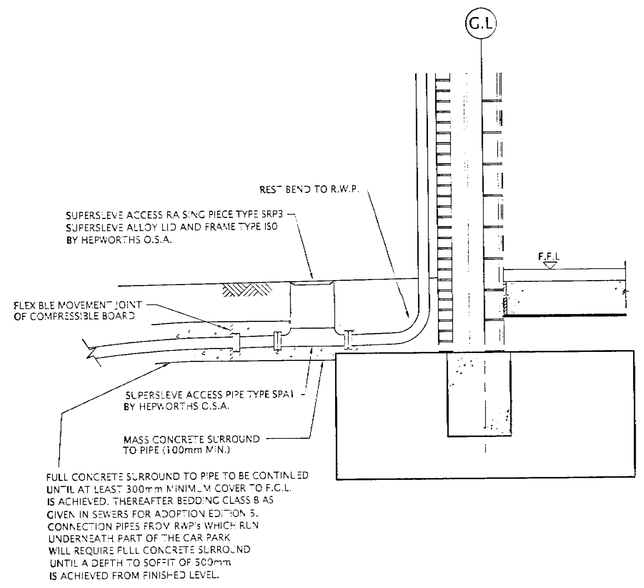


TYPICAL CONNECTION DETAIL AT RWP POSITION
SCALE 1:20

This document should not be relied on or used in circumstances other than those for which it was originally prepared and for which Mott MacDonald Ltd was commissioned. Mott MacDonald Ltd accepts no responsibility for this document to any other party other than the person by whom it was commissioned.

Notes

1. ALL DIMENSIONS ARE IN MILLIMETRES
2. ALL LEVELS ARE IN METRES
3. UNLESS NOTED OTHERWISE ALL CONCRETE TO BE DESIGNATED MIX GEN3 OR STANDARD MIX ST4 TO B.S 5328
4. ALL MANHOLE COVERS AND FRAMES SHALL BE OF A NON-ROCKING DESIGN WHICH DOES NOT RELY ON THE USE OF CUSHION INSERTS.

Boundary wall
Damage
Travel Plan.

Reference Drawings

203259/NED/031 - STORM DRAINAGE LAYOUT
203259/NED/032 - DRAINAGE SCHEDULES

PLANS TO MEET CONDITIONS

Wansbeck

EE6642

| Rev. | Date | Drawn | Description | Check | Appd |
|---|---|---|---|---|---|
| A | 15.09.03 | | CONSTRUCTION ISSUE | CT | SK |

Connell Mott MacDonald
...building the future
St Ann's Wharf
112 Quayside
Newcastle upon Tyne NE1 3DX
United Kingdom
Tel +44 (0)191 261 0866
Fax +44 (0)191 261 1002
Web www.mottmac.com

Client:
Bowmer & Kirkland Limited

Title:
Sainsburys, Winnersh
Store Extension
Drainage Details

| | | | | | |
|---|---|---|---|---|---|
| Designed | C Taylor | | Eng.Chk. | | |
| Drawn | S Baker | | Coordination | | |
| Dwg.Chk. | C Taylor | | Approved | C Taylor | |
| Scale | AS SHOWN | Project | 206957 | | Status CON |
| | | CAD File | R:\206957/LO-CAD/033 | | |
| Drawing No | 206957/033 | | | | Rev A |

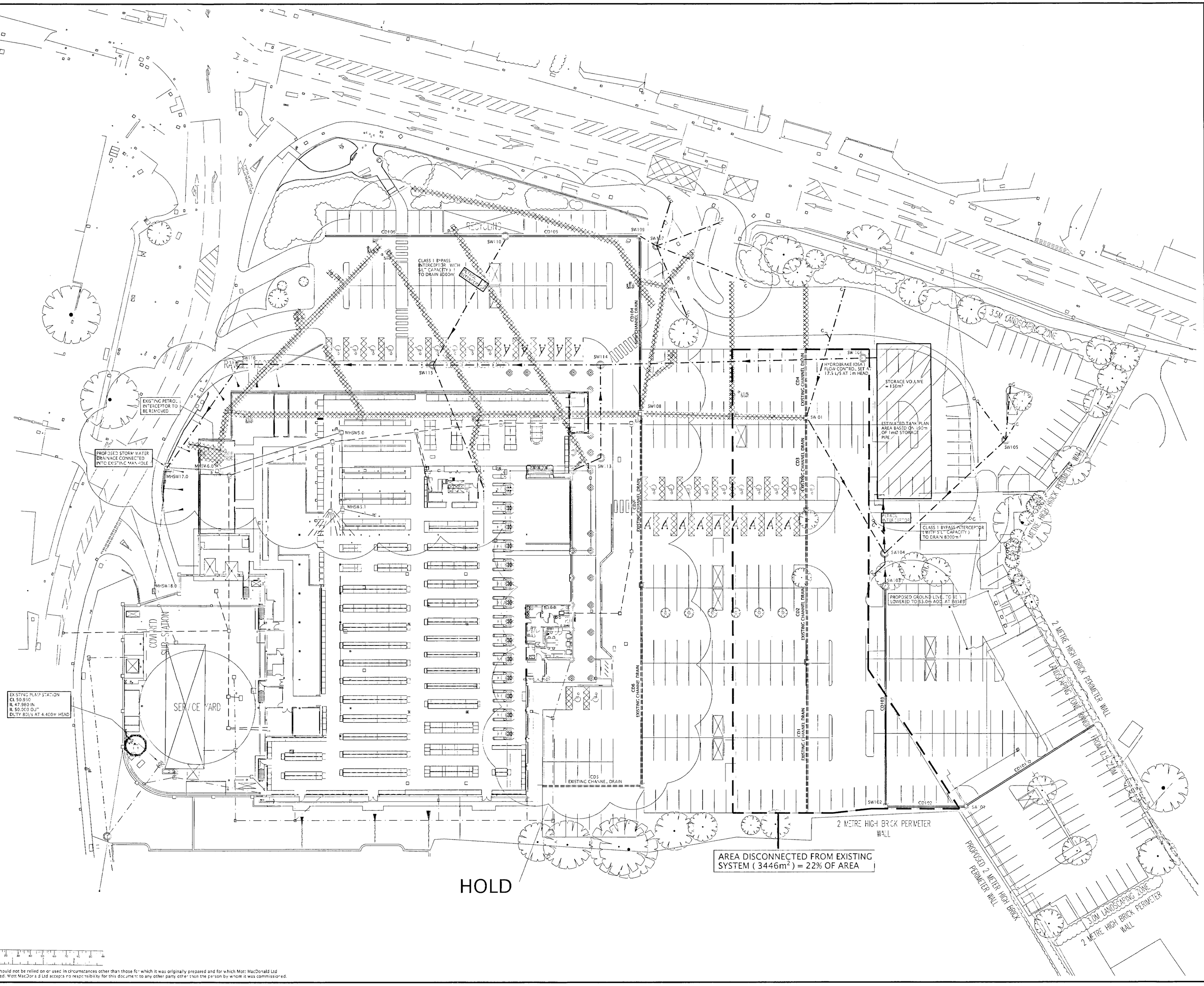


Notes

1. ALL DIMENSIONS ARE IN MILLIMETRES.

2. ALL LEVELS ARE IN METRES.

3. PIPE TYPES :
   ALL 100, 150 & 225 DIA. PIPES ARE VITRIFIED CLAY TO BS EN 295 : 1991 PART 1 (HEPSLEVE OR SUPERSLEVE BY HEPWORTHS , OR SIMILAR APPROVED)
   ALL PIPES 300D AND LARGER ARE CONCRETE TO BS 5911 : PART 100 AND SHALL BE CLASS V UNLESS NOTED OTHERWISE.

4. PIPE BEDDING AND SURROUND :
   ALL DRAINAGE RUNS BENEATH THE BUILDING FOOTPRINT TO BE SURROUNDED BY 150mm MIN. GRANULAR FILL EXCEPT IN AREAS WHERE PIPE CROWN IS WITHIN 300mm OF UNDERSIDE OF SLAB, WHEN FULL CONCRETE ENCASEMENT (INTEGRAL WITH THE SLAB) IS REQUIRED .

5. MANHOLE COVERS :
   UNLESS NOTED OTHERWISE , ALL MANHOLE COVERS ARE TO BS EN 124 : 1994 ; LOAD CLASS DESIGNATION AS STATED IN SCHEDULE. ALL MANHOLE COVERS DENOTED "RECESSED" IN THE SCHEDULE ARE TO BE SPECIFIED BY THE ENGINEER/ARCHITECT .

6. MANHOLE CONSTRUCTION :
   UNLESS NOTED OTHERWISE , ALL MANHOLE CONSTRUCTION DETAILS ARE AS PER SEWERS FOR ADOPTION, 5TH EDITION.

7. ALL "SADDLE" CONNECTIONS SHOULD BE PRE-FORMED JUNCTION PIPES, UNLESS AGREED OTHERWISE.

8. INTERNAL MANHOLES TO BE TRIPLE SEALED, RECESSED AND LOCKABLE, SUITABLE FOR SETTING IN PROPOSED FLOOR FINISH.

9. THIS DRAWING HAS BEEN PREPARED BASED UPON :
   CHQ DRG No's 4062-73A & 4062-MASTER
   PROPOSED SITE PLAN & STORE PLAN
   CAD PLAN LAND & BUILDING SURVEYORS DRG No 1935-SURVEY, JULY 02

10. ANY EXISTING MANHOLES TO BE DEMOLISHED TO BELOW 300mm FROM U/S OF FOUNDATION OR FLOOR SLAB AND BACKFILL WITH GRANULAR MATERIAL AND COMPACT.

Key to symbols

- EXISTING FOUL WATER
- EXISTING SURFACE WATER / EXISTING STORM WATER
- NEW SURFACE WATER
- NEW CHANNEL DRAIN
- NEW CHANNEL DRAIN
- EXTENT OF CHANNELS TO BROKEN OUT, AND PIPES TO BE BROKEN OUT AND ENDS TO BE GROUTED UP.

PLANS TO MEET CONDITIONS
F-6642
condition 3

| Rev | Date | Drawn | Description | Check | Appd |
|---|---|---|---|---|---|
| A | 12.09.03 | | CONSTRUCTION ISSUE | | |


Connell Mott MacDonald ...Building the Future
St Ann's Wharf
112 Quayside
Newcastle upon Tyne NE1 3DX
United Kingdom
Tel +44 (0) 191 261 0866
Fax +44 (0) 191 261 1100
Web www.mottmac.com


Client
Bowmer & Kirkland Limited

Title
Sainsburys, Winnersh
Store Extension
Proposed Drainage

| | | | | | |
|---|---|---|---|---|---|
| Designed | M Worthington | M/A | | Eng Chk | |
| Drawn | C Follett | CF | | Coordination | |
| Dwg Chk | IC Taylor | CT | | Approved | C Taylor |
| Scale | 1:250 @ A0 | Project | 206957 | | Status CON |
| Drawing No | 206957/031 | CAD File | R:\206957CON\LO-\031 | | Rev A |


This document should not be relied on or used in circumstances other than those for which it was originally prepared and for which Mott MacDonald Ltd was commissioned. Mott MacDonald Ltd accepts no responsibility for this document to any other party other than the person by whom it was commissioned.

COPYRIGHT
This drawing is copyright and may not be altered, reproduced or used other than for the Contract Works for which it is issued without our written permission.

STATUS OF DRAWING
The purpose of this drawing when issued as a Tender Drawing is to enable tenderers to arrange to correctly cost the design and submit competitive tenders for the Works.
A Tender Drawing whether original or amended shall not be used as an Installation Drawing except under the terms contained in the Conditions of Tender.

WARNING
Do not scale this drawing. Verify all dimensions and situation details on site. If in doubt, ask before using.

RELATED DOCUMENTS
Read this drawing in conjunction with the appropriate Specification(s).

CHECKING
This drawing has been generated using a Computer Draughting System. As the system generates a new drawing at each revision, only the latest edition shall be used at all times.

| Revision | Date | Des'gned | Drawn | Cad | Check |
|---|---|---|---|---|---|
| | | | | | |

Revision Status Amendments

TO BE REMOVED.
TO BE REVISED.
NO ENTRY
EXIT
RELOCATE
RELOCATE AND CHANGE TO SINGLE HEAD COLUMN.
SEC

CAR PARK LIGHTING WORKS SCHEDULE

| SYMBOL | DESCRIPTION / DETAILS |
|---|---|
| W3 | LANTERN TYPE AS SPECIFIED WITH 1 No SINGLE ARM BRACKET MOUNTED 10.0m ABOVE GROUND LEVEL ON 1 No 10.0m HIGH COLUMN |
| W4 | LANTERN TYPE AS SPECIFIED WITH 2 No SINGLE ARM BRACKETS MOUNTED 10.0m ABOVE GROUND LEVEL ON 1 No 10.0m HIGH COLUMN |

3 SCHEDULE — N.T.S
Schedule of Car Park Lighting Works.

NOTES
1. LANTERNS/ LUMINAIRES (IF USED) WILL BE 'ENVIRONMENTALLY FRIENDLY' I.E. INCORPORATE FLAT GLASSES & PHOTOMETRICS TO MAXIMISE THE CONTROL OF THE LIGHT.
2. THE LUMINAIRES MARKED WITH 'SEC' ARE THOSE USED FOR SECURITY ILLUMINATION. THESE ARE CONTROLLED 'ON' DURING ALL HOURS OF DARKNESS, AND 'OFF' AT SUNRISE.
3. ALL OTHER LUMINAIRES ARE CONTROLLED 'ON' DURING DARKNESS WHEN THE STORE IS TRADED, AND 'OFF' AT ALL OTHER TIMES.

2 DETAIL (TYPICAL) — N.T.S
Typical Detail of Lighting Column.

1 LAYOUT — 1:200
Layout of Proposed Car Park Lighting Works.

INFORMATION ISSUE

HALSALL ELECTRICAL
Progress Business Centre
Brookfield Drive
CANNOCK
Staffs
WS11 3XN
Tel 01543 465200
Fax 01543 465222
info@halsall-electrical.co.uk

Client: SAINSBURYS SUPERMARKETS LIMITED

Project: Sainsbury's WINNERS

Drawing Title: Electrical Services Proposed Car Park Works Layout.

20 FEB 2004

| Drawn | CAD | Checked | Date |
|---|---|---|---|
| AJW/DS | JT | AJW | 11.11.03 |

Scale: SEE D.W.G | Project No: 3234

Drawing Number: HEL3234/SK001 | Revision:

K:\CAD\Drawings\3234 ESS Winnersph\3234_SK001

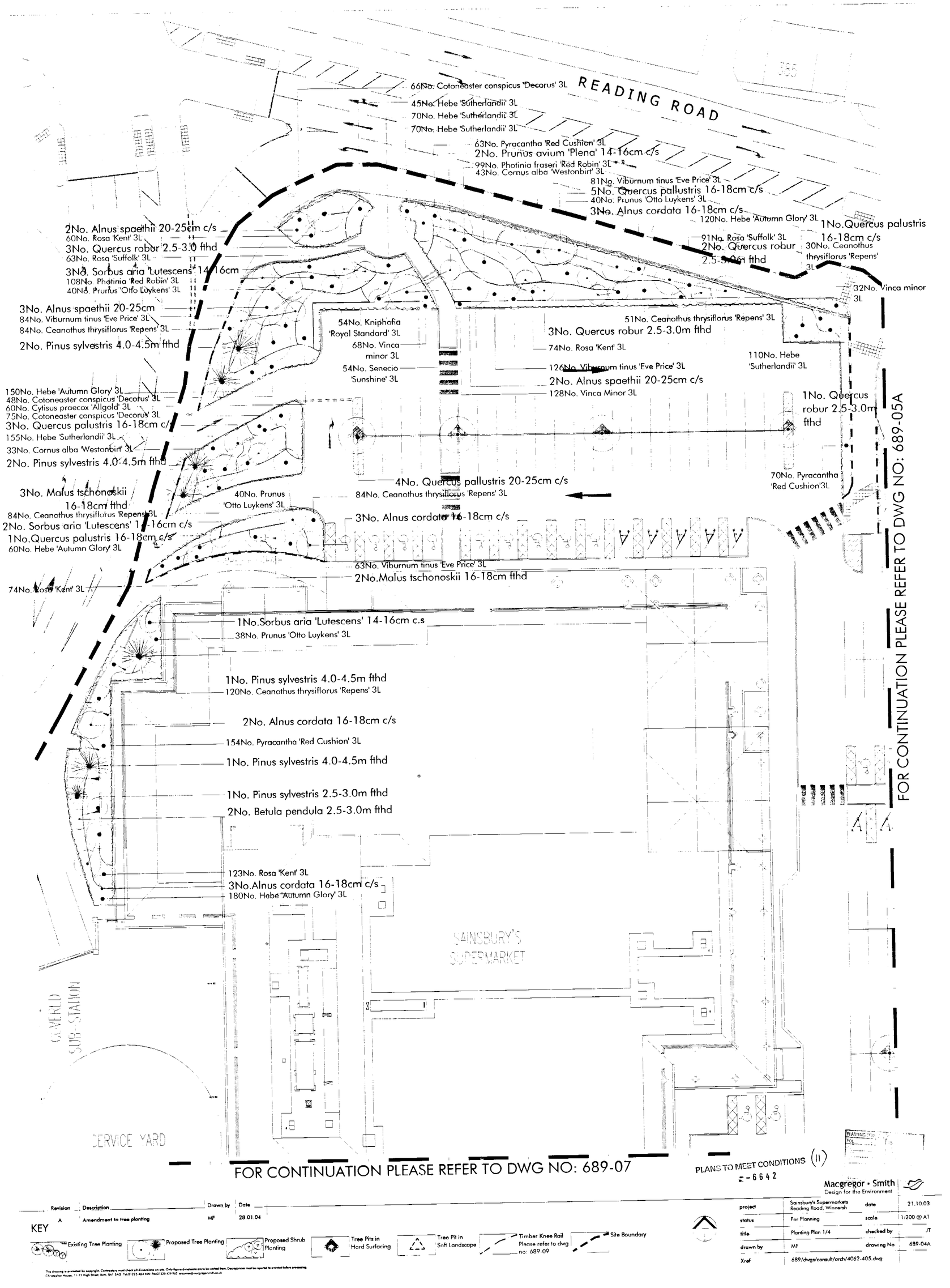


| Revision | Description | Drawn by | Date |
|---|---|---|---|
| A | Amendment to tree planting | MF | 28.01.04 |

KEY

Existing Tree Planting | Proposed Tree Planting | Proposed Shrub Planting | Tree Pits in Hard Surfacing | Tree Pit in Soft Landscape | Timber Knee Rail Please refer to dwg no: 689-09 | Site Boundary

This drawing is protected by copyright. Contractors must check all dimensions on site. Only figure dimensions are to be scaled from. Discrepancies must be reported to architect before proceeding.
Christopher House, 11-12 High Street, Bath, BA1 5AG Tel:01225 464 690 Fax:01225 429 963 enquiries@macgregorsmith.co.uk

Macgregor • Smith
Design for the Environment

| | | | |
|---|---|---|---|
| project | Sainsbury's Supermarkets Reading Road, Winnersh | date | 21.10.03 |
| status | For Planning | scale | 1:200 @ A1 |
| title | Planting Plan 1/4 | checked by | JT |
| drawn by | MF | drawing No | 689-04A |
| Xref | 689/dwgs/consult/arch/4062-405.dwg | | |

FOR CONTINUATION PLEASE REFER TO DWG NO: 689-04A

109No. 'Rosa Kent' 3L
87No. Ceanothus thrysiflorus 'Repens' 3L
2N6. Pinus sylvestris (1No. 4.0-4.5m fthd, 1No. 2.5-3.0m fthd)
1No. Quercus palustris 20-25cm c/s
2No. Quercus robur 2.5-3.0m fthd
75No. Photinia 'Red Robin' 3L
50No. Cornus alba 'Westonbirt' 3L
3No. Alnus cordata16-18cm c/s
120No. Viburnum tinus 'Eve Price' 3L
1No. Quercus robur 2.5-3.0m fthd
90No. Kniphofia 'Royal Standard' 3L
1No. Prunus avium 'Plena' 14-16cm c/s
114No. Ceanothus thrysiflorus 'Repens' 3L
93No. Cotoneaster conspicus 'Decorus' 3L
3No. Alnus spaethii 20-25cm c/s
168No. Pyracantha 'Red Cushion' 3L
2No. Quercus palustris 20-25cm c/s
165No. Hebe 'Autumn Glory' 3L
145No. Hebe 'Sutherlandii' 3L
2No. Pinus sylvestris(1No. 4.0-4.5m,1No. 2.5-3.0m fthd
216No. Vinca minor 3L
2No. Sorbus aria 'Lutescens' 14-16cm c/s
195No. Viburnum tinus 'Eve Price' 3L
2No. Prunus avium 'Plena' 14-16cm
3No. Betula pendula2.5-3.5m fthd
84No. Ceanothus thrysiflorus 'Repens' 3L
30No. Prunus 'Otto Luykens' 3L
52No. Prunus 'Otto Luykens' 3L
51No. Senecio 'Sunshine' 3L
57No. Cytisus praecox 'Allgold' 3L
56No. 'Rosa Kent' 3L
120No. Viburnum tinus 'Eve Price' 3L
3No. Amelanchier lamarkii 15L
3No. Alnus cordata 16-18cm c/s
3No. Mahonia 'Charity' 15L
3No. Quercus palustris16-18cm c/s
3No. Alnus cordata16-18cm c/s
2No. Pinus sylvestris 4.0-4.5m fthd
2No. Malus tschonoskii 16-18cm fthd
81No. Senecio 'Sunshine' 3L
3No. Amelanchier lamarkii 15L
46No. Pyracantha 'Red Cushion' 3L
2No. Pinus sylvestris (1No. 4.0-4.5m fthd 1No. 2.5-3.0m fthd)
108No. Cotoneaster conspicus 'Decorus' 3L
84No. Prunus 'Otto Luykens' 3L
3No. Malus tschonoskii 16-18cm fthd
60No. Pyracantha 'Red Cushion' 3L
2No. Prunus avium 'Plena' 20-25cm c/s
39No. Rosa 'Kent' 3L
1No. Malus tschonoskii 16-18cm fthd
25No. Pyracantha 'Red Cushion' 3L
2No. Alnus cordata16-18cm c/s
5No. Alnus cordata 16-18cm c/s
3No. Quercus palustris 20-25cm c/s
78No. Cornus alba 'Westonbirt' 3L
1No. Quercus robur 2.5-3.0m fthd
70No. Pyracantha 'Red Cushion' 3L
2No. Alnus cordata 16-18cm c/s
3No. Malus tschonoskii 16-18cm fthd
70No. Rosa 'Kent' 3L
67No. Pyracantha 'Red Cushion' 3L
1No. Alnus cordata16-18cm c/s
70No. Pyracantha 'Red Cushion' 3L
5No. Amelanchier lamarkii 15L
98No. Cornus alba 'Westonbirt' 3L
1No. Fraxinus excelsior 'Westhoff's Glorie' 20-25cm c/s
105No. Hebe 'Autumn Glory' 3L
60No. Ceanothus thrysiflorus 'Repens' 3L
91No. Rosa 'Kent' 3L
75No. Hebe 'Sutherlandii' 3L
81No. Rosa 'Suffolk' 3L
1No. Alnus cordata16-18cm c/s
3No. Malus tschonoskii 16-18cm fthd
1No. Alnus cordata16-18cm c/s
2No. Malus tschonoskii 16-18cm fthd
1No. Alnus spaethii 20-25cm c/s
1No. Alnus cordata 16-18cm c/s
14No. Vinca minor 3L
95No. Pyracantha 'Red Cushion' 3L
85No. Hebe 'Sutherlandii' 3L
60No. Pyracantha 'Red Cushion' 3L
66No. Ceanothus thrysiflorus 'Repens' 3L
3No. Amelanchier lamarkii 15L
1No. Malus tschonoskii 16-18cm fthd
3No. Prunus avium 'Plena' 20-25cm c/s
6No. Quercus palustris 20-25cm c/s

FOR CONTINUATION PLEASE REFER TO DWG NO: 689-06

PLANS TO MEET CONDITIONS (11)

6642

Macgregor - Smith
Design for the Environment

| Revision | Description | Drawn by | Date |
|---|---|---|---|
| A | Amendments to tree planting | MF | 28.01.04 |

KEY
Existing Tree Planting
Proposed Tree Planting
Proposed Shrub Planting
Tree Pits in Hard Surfacing
Tree Pit in Soft Landscape
Timber Knee Rail Please refer to dwg no:689.09
Site Boundary

| | | | |
|---|---|---|---|
| project | Sainsbury's SUpermarkets Reading Road, Winnersh | date | 21.10.03 |
| status | For Planning | scale | 1:200 @ A1 |
| title | Planting Plan 2/4 | checked by | JT |
| drawn by | MF | drawing No | 689-05A |
| Xref | 689/dwgs/consult/arch/4062-405.dwg | | |

This drawing is protected by copyright. Contractors must check all dimensions on site. Only figured dimensions are to be worked from. Discrepancies must be reported to architect before proceeding.
Christopher House, 11-12 High Street, Bath, BA1 5AQ Tel:01225 464 690 Fax:01225 429 969 enquiries@macgregorsmith.co.uk

READING ROAD

385

66No. Cotoneaster conspicus 'Decorus' 3L
45No. Hebe 'Sutherlandii' 3L
70No. Hebe 'Sutherlandii' 3L
70No. Hebe 'Sutherlandii' 3L
63No. Pyracantha 'Red Cushion' 3L
2No. Prunus avium 'Plena' 14-16cm c/s
99No. Photinia fraseri 'Red Robin' 3L
43No. Cornus alba 'Westonbirt' 3L
81No. Viburnum tinus 'Eve Price' 3L
40No. Prunus 'Otto Luykens' 3L
3No. Alnus cordata 16-18cm c/s
120No. Hebe 'Autumn Glory' 3L
1No.Quercus palustris 16-18cm c/s
30No. Ceanothus thrysiflorus 'Repens' 3L
91No. Rosa 'Suffolk' 3L
2No. Quercus robur 2.5-3.0m fthd
32No. Vinca minor 3L
1No. Alnus spaethii 20-25cm c/s
60No. Rosa 'Kent' 3L
3No. Quercus robur 2.5-3.0 fthd
63No. Rosa 'Suffolk' 3L
3No. Sorbus aria 'Lutescens' 14-16cm
108No. Photinia 'Red Robin' 3L
40No. Prunus 'Otto Luykens' 3L
3No. Alnus spaethii 20-25cm
84No. Viburnum tinus 'Eve Price' 3L
84No. Ceanothus thrysiflorus 'Repens' 3L
2No. Pinus sylvestris 4.0-4.5m fthd
54No. Kniphofia 'Royal Standard' 3L
68No. Vinca minor 3L
54No. Senecio 'Sunshine' 3L
51No. Ceanothus thrysiflorus 'Repens' 3L
3No. Quercus robur 2.5-3.0m fthd
74No. Rosa 'Kent' 3L
126No. Viburnum tinus 'Eve Price' 3L
2No. Alnus spaethii 20-25cm c/s
128No. Vinca Minor 3L
110No. Hebe 'Sutherlandii' 3L
1No. Quercus robur 2.5-3.0m fthd
150No. Hebe 'Autumn Glory' 3L
48No. Cotoneaster conspicus 'Decorus' 3L
60No. Cytisus praecox 'Allgold' 3L
75No. Cotoneaster conspicus 'Decorus' 3L
3No. Quercus palustris 16-18cm c/s
155No. Hebe 'Sutherlandii' 3L
33No. Cornus alba 'Westonbirt' 3L
2No. Pinus sylvestris 4.0-4.5m fthd
70No. Pyracantha 'Red Cushion'3L
4No. Quercus pallustris 20-25cm c/s
3No. Malus tschonoskii 16-18cm fthd
40No. Prunus 'Otto Luykens' 3L
84No. Ceanothus thrysiflorus 'Repens' 3L
84No. Ceanothus thrysiflorus 'Repens' 3L
3No. Alnus cordata 16-18cm c/s
2No. Sorbus aria 'Lutescens' 14-16cm c/s
1No.Quercus palustris 16-18cm c/s
60No. Hebe 'Autumn Glory' 3L
63No. Viburnum tinus 'Eve Price' 3L
2No.Malus tschonoskii 16-18cm fthd
74No. Rosa 'Kent' 3L
1No.Sorbus aria 'Lutescens' 14-16cm c/s
38No. Prunus 'Otto Luykens' 3L
1No. Pinus sylvestris 4.0-4.5m fthd
120No. Ceanothus thrysiflorus 'Repens' 3L
2No. Alnus cordata 16-18cm c/s
154No. Pyracantha 'Red Cushion' 3L
1No. Pinus sylvestris 4.0-4.5m fthd
1No. Pinus sylvestris 2.5-3.0m fthd
2No. Betula pendula 2.5-3.0m fthd
123No. Rosa 'Kent' 3L
3No.Alnus cordata 16-18cm c/s
180No. Hebe 'Autumn Glory' 3L

SAINSBURY'S SUPERMARKET

COVERED SUB-STATION

SERVICE YARD

FOR CONTINUATION PLEASE REFER TO DWG NO: 689-07

FOR CONTINUATION PLEASE REFER TO DWG NO: 689-05

SUPERSEDED
PLANS TO MEET CONDITIONS(11)
F-6642

KEY

Existing Tree Planting
Proposed Tree Planting
Proposed Shrub Planting
Tree Pits in Hard Surfacing
Tree Pit in Soft Landscape
Timber Knee Rail Please refer to dwg no: 689 09
Site Boundary

This drawing is protected by copyright. Contractors must check all dimensions on site. Only figure dimensions are to be worked from. Discrepancies must be reported to architect before proceeding.

Macgregor • Smith
Design for the Environment
Christopher House, 11-12 High Street, Bath, BA1 5AQ Tel:01225 466 690 Fax:01225 429 062 enquiries@macgregorsmith.co.uk

| | | | |
|---|---|---|---|
| project | Sainsbury's Supermarkets Reading Road, Winnersh | date | 21.10.03 |
| status | For Planning | scale | 1:200 @ A1 |
| title | Planting Plan 1/4 | checked by | JT |
| drawn by | MF | drawing No | 689-04 |
| Xref | 689/dwgs/consult/arch/4062 405.dwg | | |

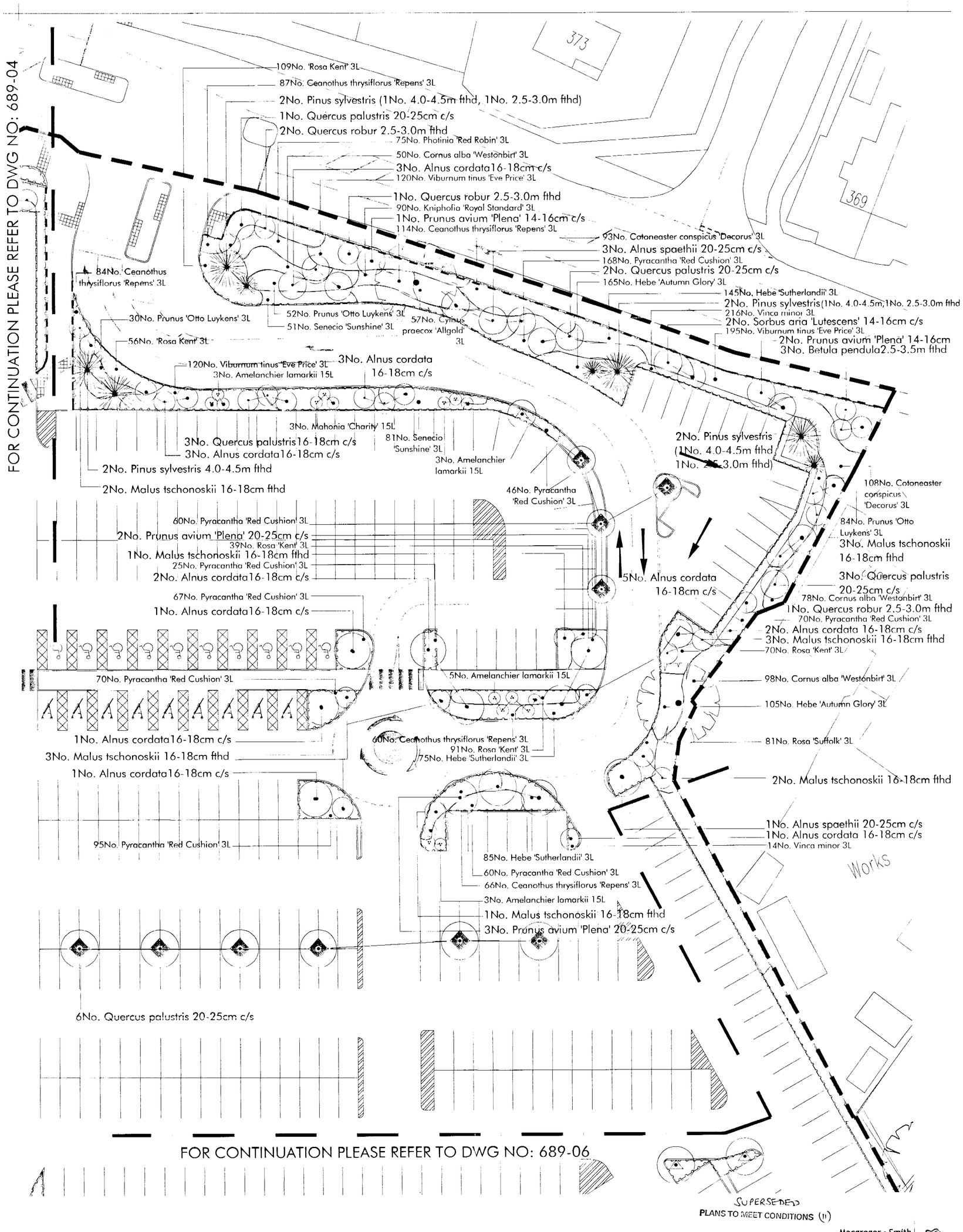


KEY

Existing Tree Planting | Proposed Tree Planting | Proposed Shrub Planting | Tree Pits in Hard Surfacing | Tree Pit in Soft Landscape | Timber Knee Rail Please refer to dwg no:689-09 | Site Boundary

-6642

Macgregor • Smith
Design for the Environment

| | | | |
|---|---|---|---|
| project | Sainsbury's SUpermarkets Reading Road, Winnersh | date | 21.10.03 |
| status | For Planning | scale | 1:200 @ A1 |
| title | Planting Plan 2/4 | checked by | JT |
| drawn by | MF | drawing No | 689-05 |
| Xref | 689/dwgs/consult/arch/4062-405.dwg | | |

This drawing is protected by copyright. Contractors must check all dimensions on site. Only figure dimensions are to be worked from. Discrepancies must be reported to contract before proceeding.
Carnegie House 11-12 High Street Bath BA1 5AQ Tel 01225 464 690 Fax 01225 429 982 www.mac@macgregorsmith.co.uk

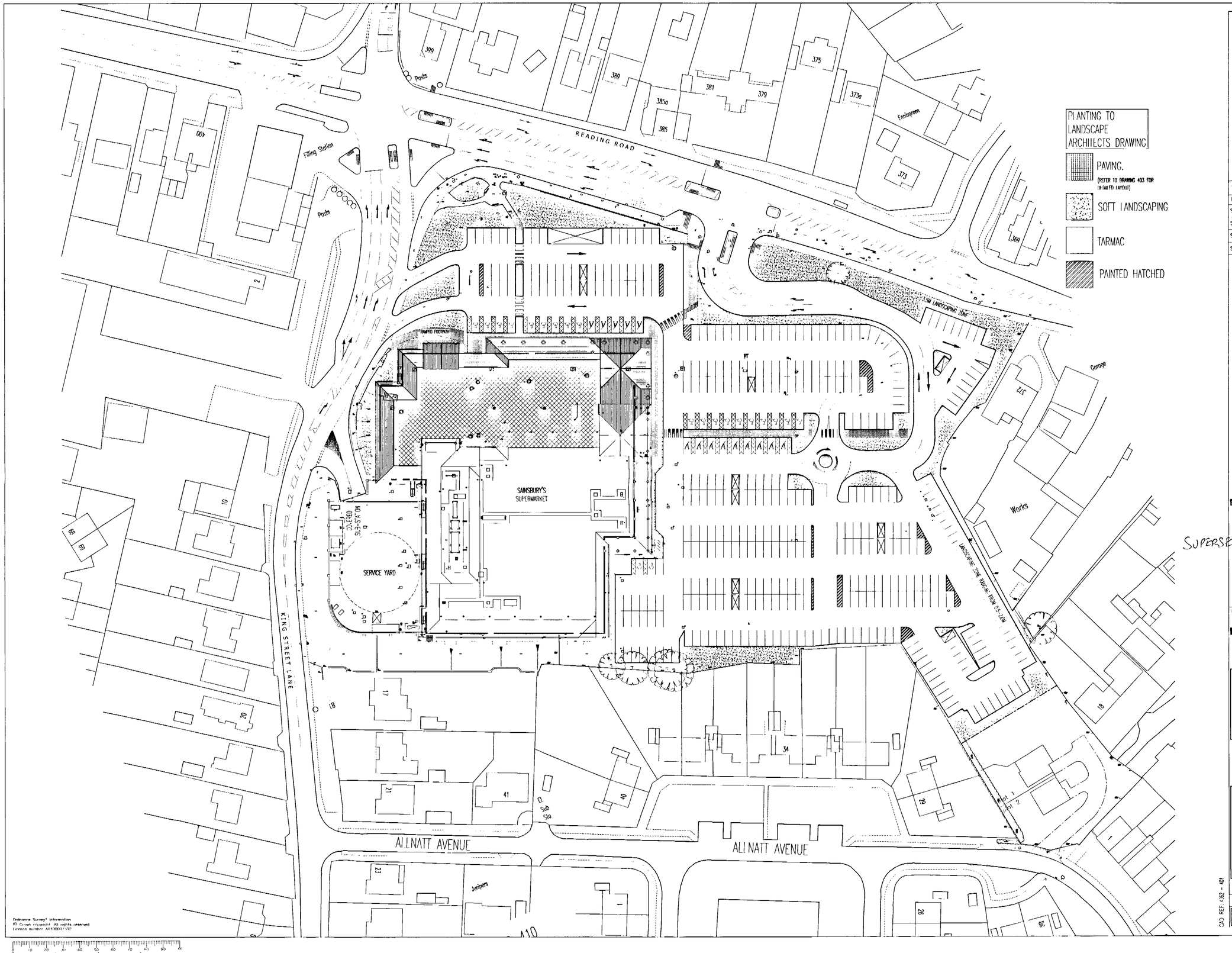


Ordnance Survey® information
© Crown copyright. All rights reserved
Licence number: AR10000/192

# GENERAL NOTES

This scheme is subject to Town Planning and all other necessary consents.
Dimensions, areas and levels where given are only approximate and subject to site survey.
All dimensions are to be checked on site, do not scale.
This drawing is to be read in conjunction with all relevant consultants' and/or specialists' drawings/documents and any discrepancies or variations are to be notified to the architects before the affected work commences.
All queries relating to design of foundations, floor slabs and any structural elements are to be referred to the structural engineering consultant for resolution.
All feasibility studies are subject to full site survey.
The workmanship of all relevant trades and building operations shall comply with the recommendations of British Standard (BS) 8000:1989 parts 1-15 inclusive.

All design and construction is to be in accordance with the Construction, Design and Management Regulations 1994

SPECIALIST PACKAGES ON THIS DRAWING

ISSUED FOR CONSTRUCTION.

| | | |
|---|---|---|
| SP. | SP. | SP. |
| SP. | SP. | SP. |
| SP. | SP. | SP. |
| SP. | SP. | SP. |

PLANS TO MEET CONDITIONS
--6642 (11)

SUPERSEDED

09 OCT 2003

CONSTRUCTION ISSUE

REV

CLIENT
Bowmer & Kirkland
for
Sainsbury's
Supermarkets Ltd

PROJECT
READING ROAD
WINNERSH

DRAWING
PROPOSED SOFT/HARD LANDSCAPING SCHEME

CHQ PARTNERSHIP
ARCHITECTS & BUILDING SURVEYORS
CHQ Partnership Ltd
Tannery House, 23 High Street
Baldock, Hertfordshire SG7 6BF
Telephone: (01462) 895110
Facsimile: (01462) 895099
Email: design@chq.architects.co.uk
www.chq.architects.co.uk

| | |
|---|---|
| DATE JUL 2003 | DRAWN JAC |
| SCALE 1:500 | CHECKED |

CHQ.99.4062 - 405

CAD REF: 4062 - 401

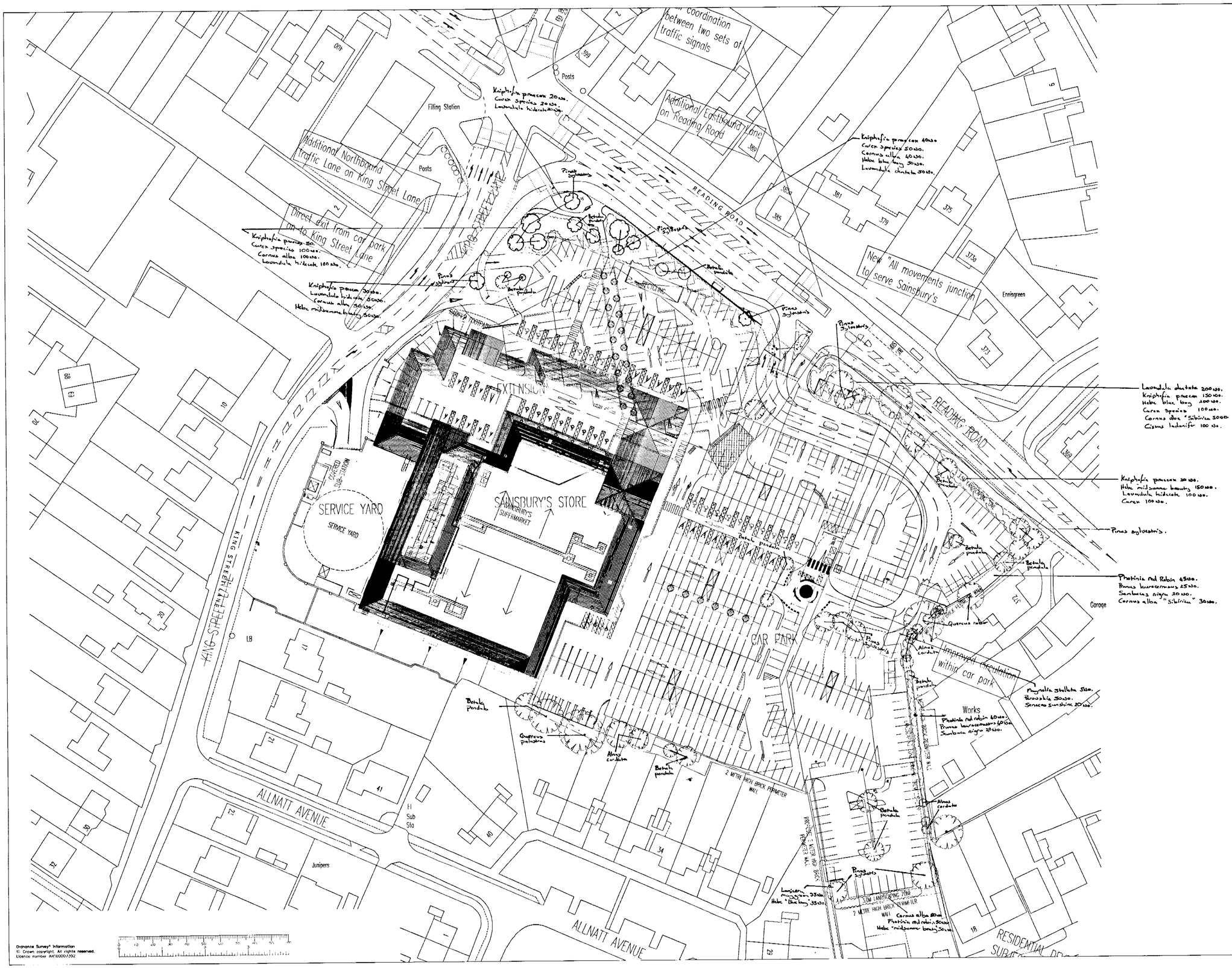


Ordnance Survey® information
© Crown copyright. All rights reserved.
Licence number AM100001592

## GENERAL NOTES

This scheme is subject to Town Planning and all other necessary consents
Dimensions, areas and levels where given are only approximate and subject to site survey.
All dimensions are to be checked on site, do not scale.
This drawing is to be read in conjunction with all relevant consultants' and/or specialists' drawings/documents and any discrepancies or variations are to be notified to the architects before the affected work commences.
All queries relating to design of foundations, floor slabs and any structural elements are to be referred to the structural engineering consultant for resolution.
All feasibility studies are subject to full site survey.
The workmanship of all relevant trades and building operations shall comply with the recommendations of British Standard (BS) 8000:1989 parts 1 To inclusive.

All design and construction is to be in accordance with the Construction, Design and Management Regulations 1994

SPECIALIST PACKAGES ON THIS DRAWING

ISSUED FOR CONSTRUCTION

| | | |
|---|---|---|
| SP. | SP. | SP. |
| SP. | SP. | SP. |
| SP. | SP. | SP. |
| SP. | SP. | SP. |

SUPERSEDED

PLANS TO MEET CONDITIONS (11) 6642--

RFV

CLIENT
Bowmer & Kirkland
for
Sainsbury's
Supermarkets Ltd

PROJECT
READING ROAD
WINNERSH

DRAWING
PROPOSED
SITE PLAN

CHQ PARTNERSHIP
ARCHITECTS & BUILDING SURVEYORS
CHQ Partnership Ltd
Tannery House, 73 High Street
Biddick, Twrfeddanna SK7 4DT
Telephone: (01482) 895113
Facsimile: (01482) 896269
Email: design@chq-architects.co.uk
www.chq-architects.co.uk

DATE JUNE 2003 | DRAWN RCH
SCALE 1:500 | CHECKED
CHQ.99.4062-401

CAD REF: G:/CAD/SKETCHS/Winnersh/4062-401

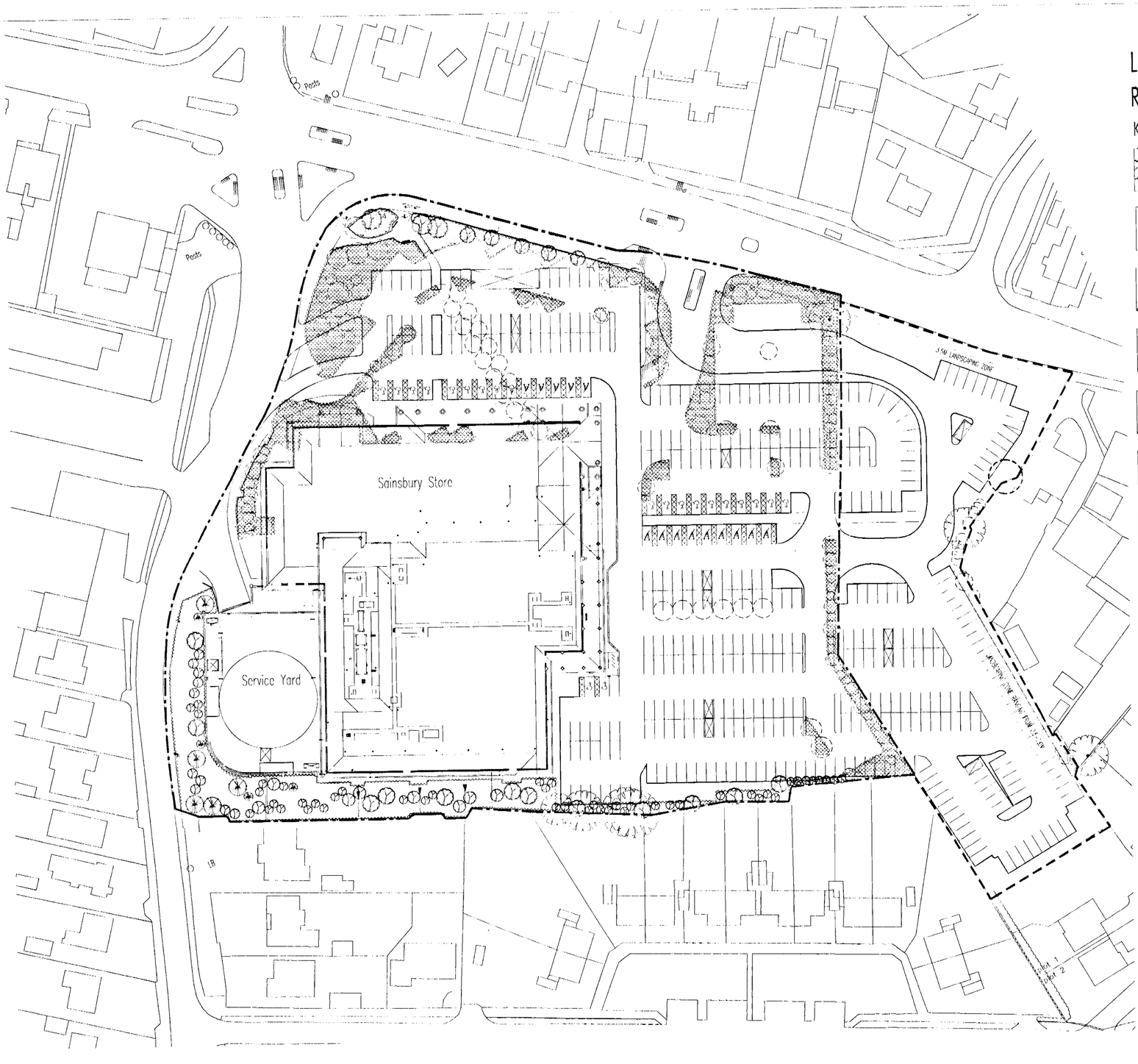


# LANDSCAPE AREAS TO BE RETAINED/REMOVED

KEY

- Existing Trees
- Existing Trees to be Removed
- Existing Store Landscape to be Retained
- Existing Store Landscape to be Removed
- Existing Store Landscape to be Removed and Reinstated
- Existing Site Boundary
- Proposed Extention to Site Boundary

For details of Tree Protection Fencing refer to drawing no: 689-03.
Fence positions to be inspected prior to work commencing on site.

PLANS TO MEET CONDITIONS (11)
--6642
SUPERSEDED

PLANNING
VOL
DO
CHK
DR
07 NOV
CORRECT

Macgregor • Smith
Design for the Environment

| | | | |
|---|---|---|---|
| project | Sainsbury's Supermarkets Reading Road, Winnersh | date | 16.10.03 |
| status | For Planning | scale | 1:500 @ A1 |
| title | Areas to be retained/removed | checked by | JT |
| drawn by | MF | drawing No | 689-02 |
| Xref | 689/dwgs/msdwgs/689 01.dwg | | |