

FRONT - WEST - ELEVATION



REAR - EAST - ELEVATION.

ROOF COVERING TO BE SLATE TO MATCH EXISTING. WALL FINISH TO BE SMOOTH RENDER PAINTED WHITE TO BLEND WITH EXISTING. WINDOWS TO FOLLOW EXISTING SIZES AND STYLE AS NEAR AS POSSIBLE

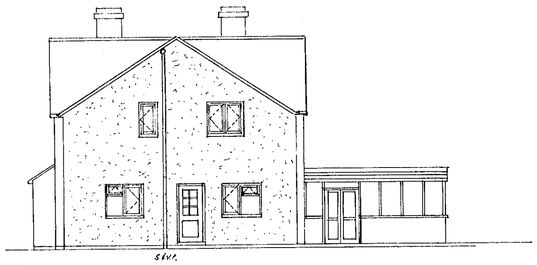

SIDE - SOUTH - ELEVATION.

ROOF COVERING TO COMPRISE FIBRE CEMENT SLATE TO MATCH EXISTING, ON 19 x 38 MM TREATED BATTENS OVER UNDERLAYABLE SLATERS FELT, LAP; TYVEK OR SIMILAR.
RIDGE TILES TO BE V TILE TO MATCH EXISTING.

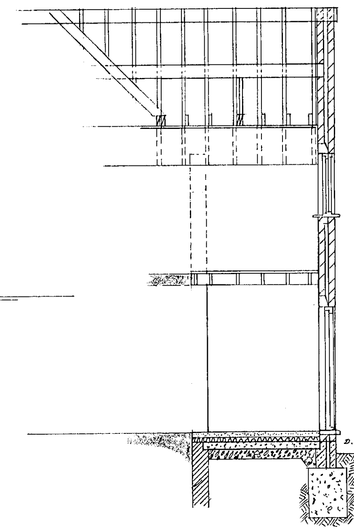

SECTION THRO' ON LINE A-A

RIDGE BOARD TO BE 38 x 200 MM.
RAFTERS TO BE 50 x 150 MM S.C.A. TREATED @ 400 MM CTS.
COLLARS/CEILING JOISTS TO BE 50 x 150 MM S.C.A. TREATED
JUNCTION OF RAFTER/COLLAR TO BE BOLTED WITH 9 MM DIA BOLT W/ TOOTHED CONNECTOR BETWEEN, NUT & WASHERS.
EXISTING RAFTERS FITTED TO DOUBLE COLLAR BOLTED @ 300 MM CTRS AS JUNCTIONS ABOVE. ALL COLLARS TO BE LAPPED x 300 MM OVER CENTRAL WALL, AND TIMBERS BOLTED AS AT JUNCTIONS ABOVE AND SPIKED TO 75 x 100 MM PLATE. 75 x 200 MM S.C.A. TREATED PURLINS AS SHOWN STRUTTED OFF CENTRAL WALL WITH 75 x 75 MM STRUTS, AND BUILT INTO NEW EXTERNAL WALL. RAFTERS SIDE - MOUNTED ONTO 75 x 100 MM S.C.A. TREATED PLATES AND DOUBLE SCREW FIXED ON SKEW. ALL PLATES TO BE RESTRAINED W/ 900 x 30 x 5 MM GALV. HOLDFASTS AT NO MORE THAN 2.00 M CTRS ALL ROUND.
CEILINGS TO BE INSULATED WITH 150 MM FIBREGLASS QUILT OVER FOIL BACKED 12.5 MM PLASTERBOARD WITH 3 MM PLASTER SKIM FINISH. SKYLINGS TO HAVE 100 MM ISOBLITE INSULATION
GUTTERS 100 MM DIA M.A. BLACK PLASTIC ON 25 x 200 MM H.P. SOFTWOOD FASCIA W/ 9 MM W.B.P. PLY SOFFIT WITH CONTINUOUS PERFORATED 50 MM WIDE SOFFIT VENT.
VALLEYS TO BE CODE 5 LEAD ON 19 x 200 MM SPAN BOARDING.

FIRST FLOOR TO BE 18 MM T & G. MOISTURE RESISTANT CHIPBOARD ON 50 x 170 MM S.C.A. JOISTS, TREATED, WITH SINGLE LINE SOLID STRUTTING THRO' CENTRES OF EACH BAY, JOISTS LAPPED 300 MM AT JUNCTION OVER CENTRAL PARTITION & AT TIMES BOLTED AS ABOVE. DECKING TO SOFFIT TO BE 12.5 MM PLASTERBOARD & PLASTIC SKIM FINISH.

ALL NEW STRUCTURAL TIMBER TO BE TREATED AGAINST ROT AND INSECT ATTACK IN ACCORDANCE WITH B.S.5268.

WALLS ABOVE GROUND.
OUTER SKIN OF 100 MM THERMALITE SHIELD BLOCKS WITH 13 MM 2 COAT SAND/LIME/CT SMOOTH RENDER EXTERNALLY
50 MM CAVITY INSULATED FULL WIDTH BY ROCKWOOL BATTS
S.S. TWISTED WIRE TIES AT 900 MM ALT. @ 2.70 M² TO BOTH SKINS. INNER SKIN TO BE OF 100 MM THERMALITE TURBO BLOCKS BONDED INTERNALLY WITH CT/SAND RENDER BASE COAT WITH SUREPITE PLASTER FINISH TO O/A THICKNESS 13 MM. ALL ANGLES INC. CAVITY REVEALS RENDER. EXTERNAL RENDER TO HAVE S.S. ANGLE BEADS TO OPENINGS AND BELLMOUTH STOP BEAD ON D.P.C.
150 MM D.P.M. TO BE BUILT IN AGAINST OUTER SKIN AT ALL REVEALS AT REVEALS. LINTOLS OVER WINDOW AND DOOR OPENINGS TO BE CAT'N/C CAVITY WI. MIN. 150 MM BEARING AT EACH END. LINTELS TO BE INSULATED. WINDOW AND DOOR FRAMES TO BE BUILT IN AS B.S. 4.1.13 DIA 3. FRAMES TO HAVE MASTIC BEAD APPLIED EXTERNALLY PRIOR TO RENDERING.

WALLS BELOW GROUND
TO COMPRISE 100 MM DENSE CONC. BLOCK OUTER SKIN, CAVITY INSULATION TO COMMENCE 75 MM BELOW D/C. TO MASK FLOOR INSULATION, 85 WIRE TIES AT MIN. LOAD PER M² INNER SKIN TO BE 150 MM DENSE CONC. BLOCK TO PROVIDE LOAD TRANSFER FROM OVERSITE TO FOUNDATION AND 100 MM ABOVE.
FOUNDATION TO BE TRENCH FILL CONC. C20 20 MM AGG. 1.00 MM DEEP x 600 MM WIDE AS SHOWN ALL TO LOCAL AUTHORITY APPROVAL. OVERSITE TO 100 MM THICK BED OF CONC. C20. 20 MM AGG WITH A393 MESH REINF. SET 50 MM OVER 1200G POLYTHENE D.P.M. TURNED UP TO D/C LEVEL AT WALL ABUTMENTS, ON SAND BLINDED, COMPACTED 150 MM BED OF SMALL BROKEN HARDCORE OR REJECTS. CONC. OVERSITE TO HAVE 2 COATS SYNTHAPRUFE BRUSHED IN, OVERLAY OF 50 MM ISOBLITE FLOOR INSULATION WITH 65 MM HARD TROWELLED CT/SAND SCREED (1:3) FINISH.

ATTACHMENTS TO EXISTING WALLS, NEW BLOCKWORK TO BE BONDED USING S.S. FIXRITE PROFILES, WINDOW AND DOOR FRAMES TO HAVE S.S. CRAMPS FITTED AND BUILT IN EACH BLOCK COURSE.
NEW WINDOWS TO MATCH EXISTING W.P.C., WITH 16 MM DOUBLE GLAZED UNITS FITTED. ALL GLASS TO BE TOUGHENED. EXISTING DOOR TO BE CAREFULLY SALVAGED AND RESHUNG IN NEW FRAME.
NEW WINDOWS TO INCORPORATE 8000 MM² FIXED, MESHED VENTILATION.
SHOWER ROOM ONLY 4000 M².

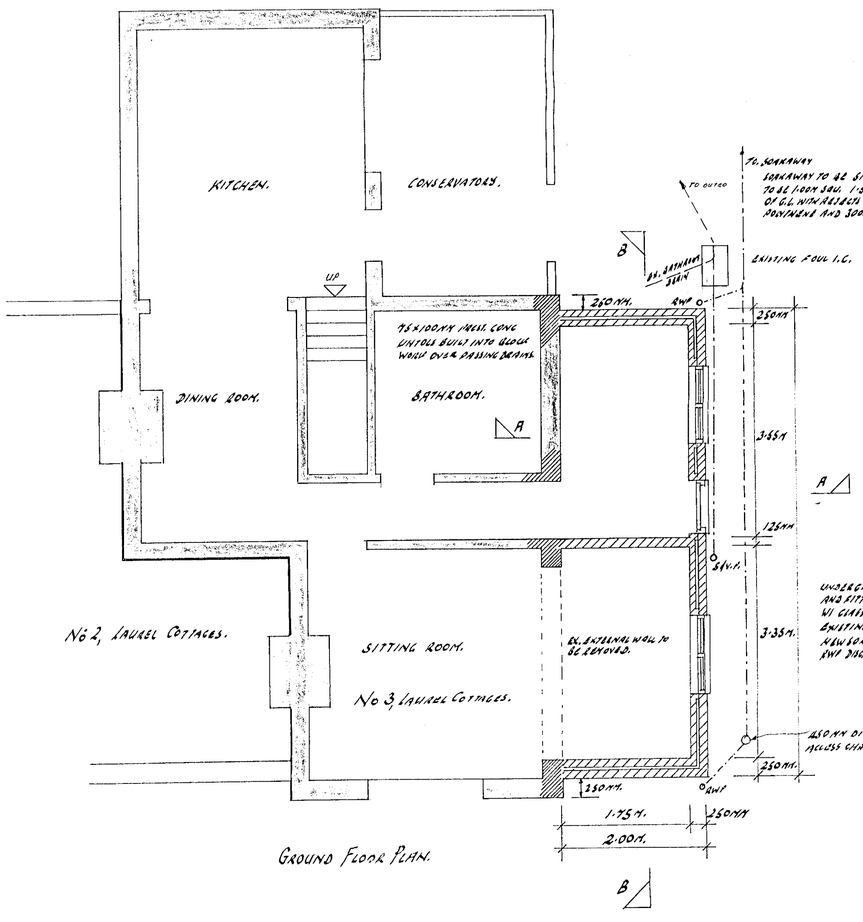

GROUND FLOOR PLAN.

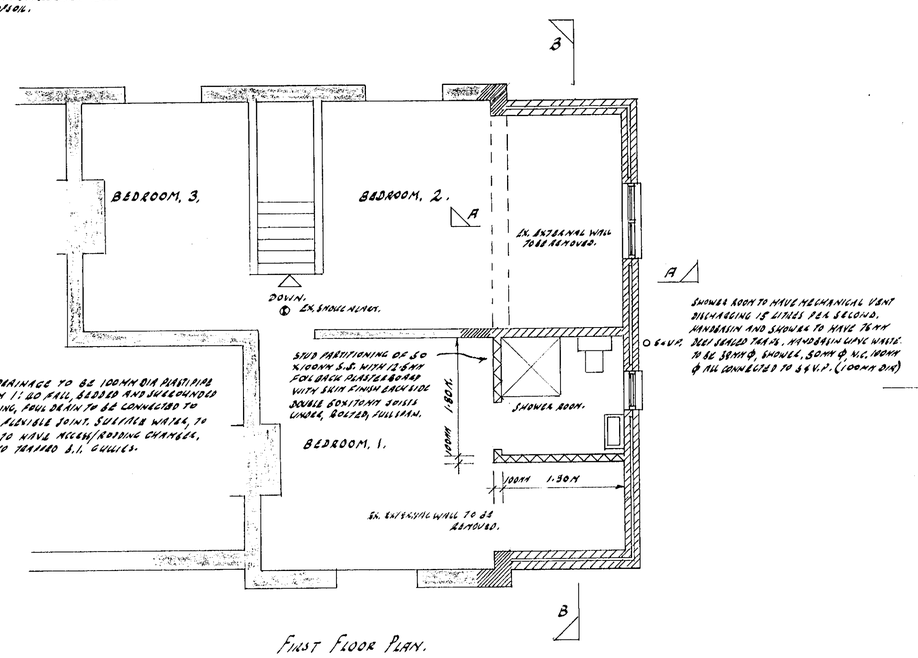

FIRST FLOOR PLAN.

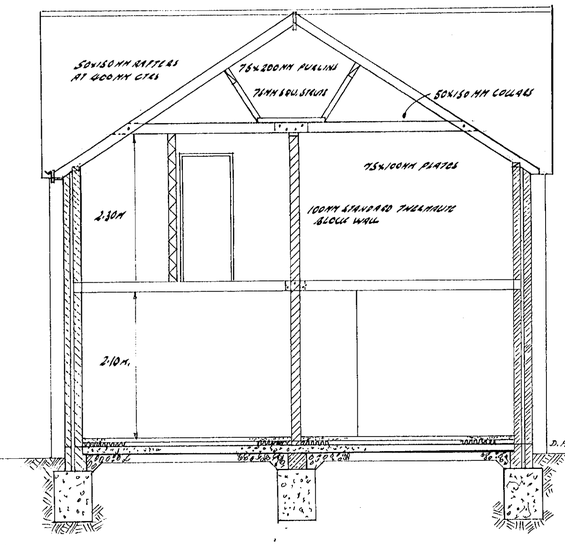

SECTION THRO' ON LINE B-B.

APPROVED

28.FEB.2001 3461

G.H. COOK, M.C.I.O.B. CHARTERED BUILDING CONSULTANT.
'WESTWARD,' WHITE PIT LANE, MELBURY ABBAS,
SHAFTESBURY, DORSET, SP7 0DT.
TELEPHONE: 01747 854 308.
SCALES: 1:50 & 1:100
DRAWING No 900/1. FEBRUARY 2001

24/5/01

PROPOSED TWO STOREY SIDE EXTENSION, TO PROVIDE UTILITY ROOM, LARGER SITTING ROOM AND BEDROOMS, ONE WITH ENSUITE SHOWER ROOM AT No 3, LAUREL COTTAGES, ROBIN HOOD WAY, WINNERSH, WOKINGHAM, BERKS.
FOR MR & MRS J. HULL.