

FRONT ELEVATION

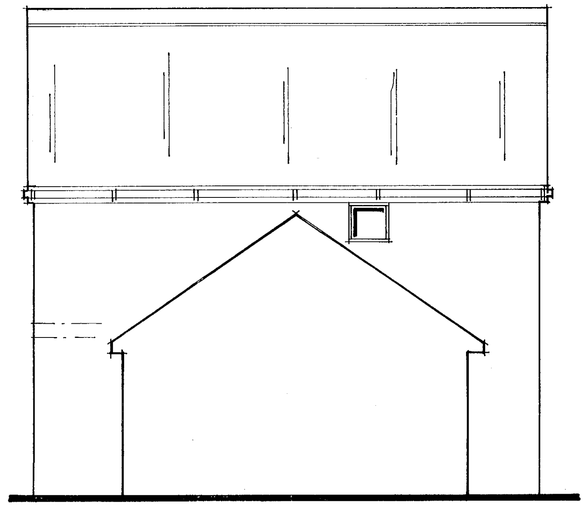

SIDE ELEVATION

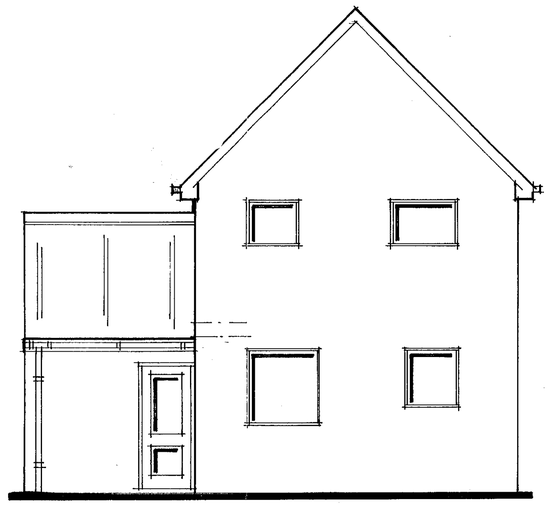

REAR ELEVATION

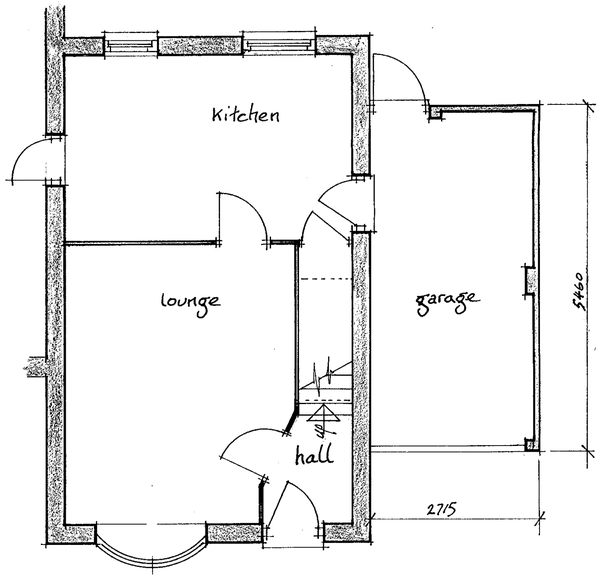


GROUND FLOOR PLAN

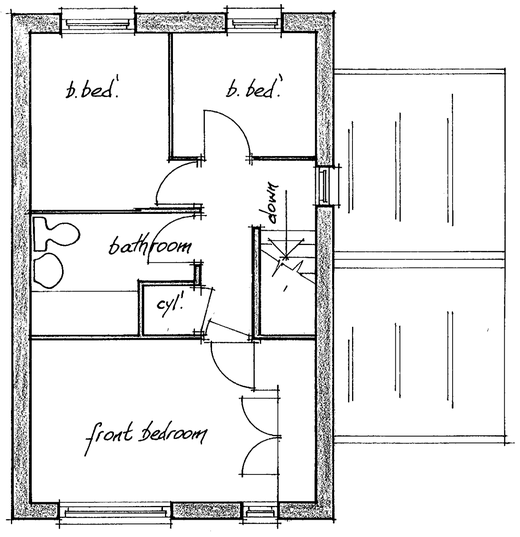


FIRST FLOOR PLAN

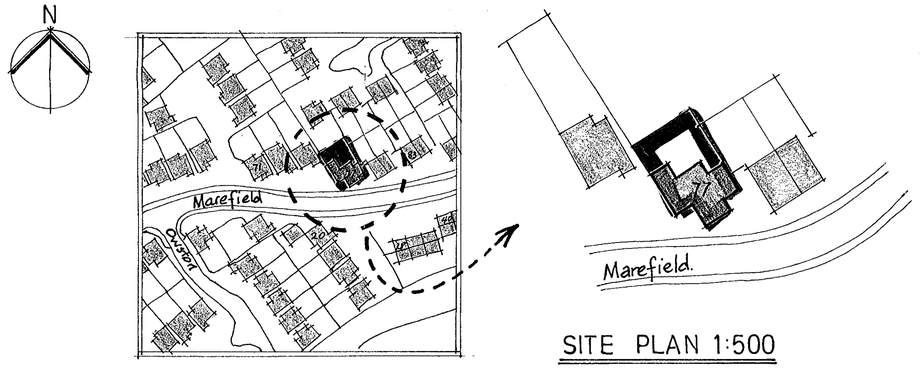


LOCATION 1:1250

SITE PLAN 1:500

28.FEB.2001* 3462

EXISTING DRAWINGS FOR
MR. BRUNT AT 77 MAREFIELD
LOWER EARLEY READING

SCALE 1:1250 1:500 1:50

concrete interlocking to match existing on 38x19mm S.W. battens (treated) on reinforced roofing felt with 150mm laps as necessary. 'U' value of roof not greater than 0.25 W/m²°c.

lateral support to wall & trusses provided by 30x5 mm galvanised M.S. straps at 2m c/c 1.2m in length and carried over packing & noggings where rafters are parallel to wall.

new windows to have glazed areas of 10% of floor area, opening sashes of 5% of floor area and trickle vents of 8000mm².

proprietory ridge tiles with equivalent of 10mm vent facility

10mm mesh covered gap at eaves on both sides.

dpc

facing bricks to match existing.

R.W.P. to discharge into soakaways at 5m from building and boundary and to the satisfaction of L.A. inspector.

T.R.A.S 9 tr. s details by approved manufacturer.

200mm fibreglass in roofspace

new gutters to be 100mm ϕ H.R.

Bathroom fitments of En-suite to discharge into single stack system of above ground sanitation.

dpc flat reveals & sills typical.

1000

FRONT ELEVATION

SIDE ELEVATION

REAR ELEVATION

External walls to have a 'U' value n/e 0.45 W/m²°c achieved by 103mm brick, 50mm cavity with insulation batts and 125mm 'Solar' insulation block. Wallties at 450mm c/c vertically, 900mm c/c horizontally reducing to 300mm at reveals and staggered.

28.FEB.2001 × 3462

to existing manhole adjacent to boundary then L.A. sewer

new manhole

1:40

rainwater to existing drain (surface water)

Kitchen

existing wall to have innerleaf provide with stability ties at same centres as wallties. Foundation inspected & to satisfaction of L.A. inspector.

lounge

garage

garage ceiling to be 2 layers of plasterboard finished with vermiculite plaster with 16mm wire built in at 100mm pitch. (fire resistant plasterboard 2 thk @ 12mm thk)

hall

rainwater to existing surface water drain

2715

1000

2600

outline of tile canopy

b'bed

b'bed.

New Bedroom

down

front bedroom

(floor to ceiling ht as existing house 2380mm)

Bathroom

pull switch operated extract provide extraction of air at 15 litres/sec.

floor to be 22mm thick plywood on 50x225mm @ 400mm c/c S.W joists (SC3)

floor insulated with 200mm fibreglass to give 'U' value n/less than 0.45 W/m²°c

1000

GROUND FLOOR PLAN

FIRST FLOOR PLAN

PROPOSED ALTERATIONS TO
77 MAREFIELD
LOWER EARLEY READING

SCALE 1:50

Rev 25/2/2001 2 storey extension set back 1m & tiled canopy



FRONT ELEVATION

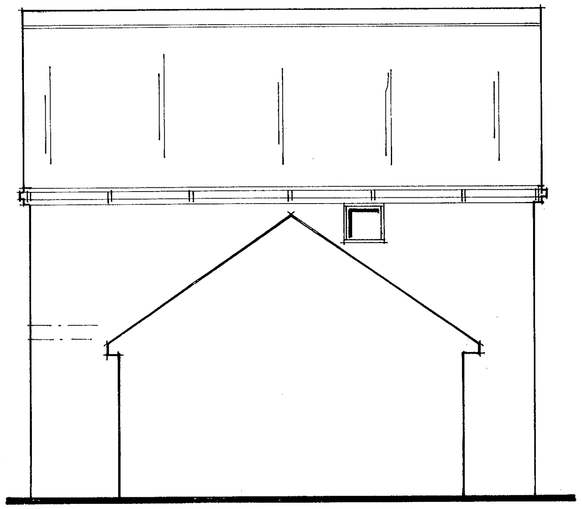

SIDE ELEVATION

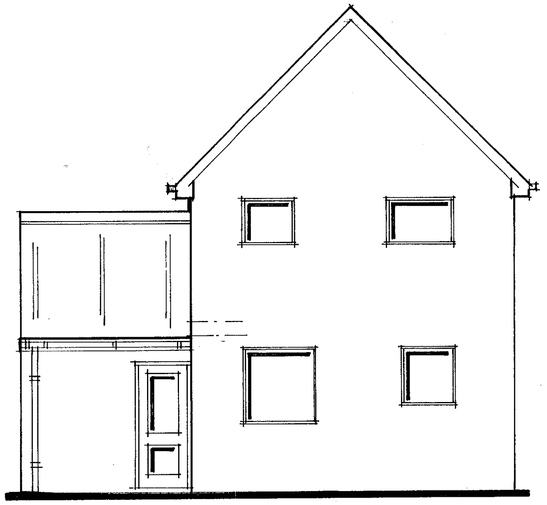

REAR ELEVATION

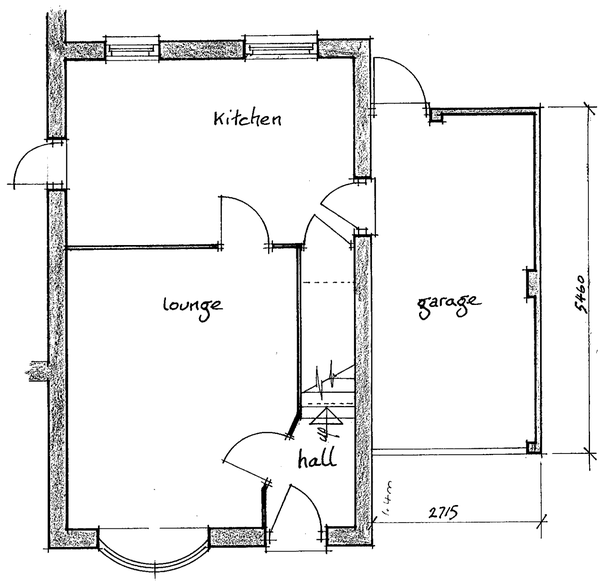


GROUND FLOOR PLAN

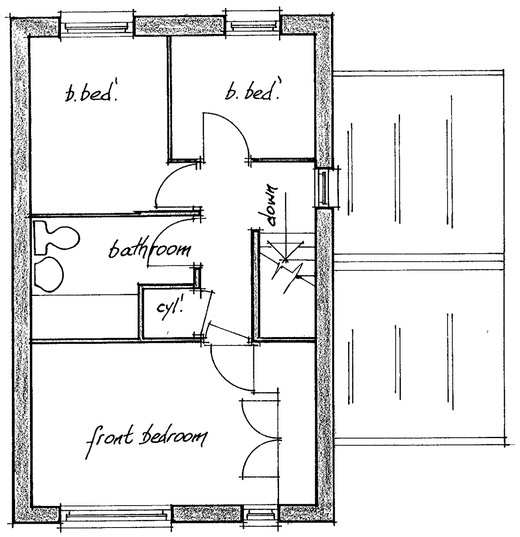


FIRST FLOOR PLAN

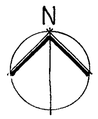


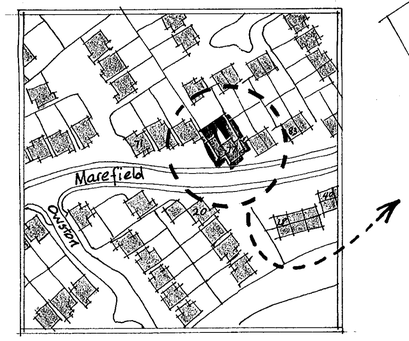


LOCATION 1:1250

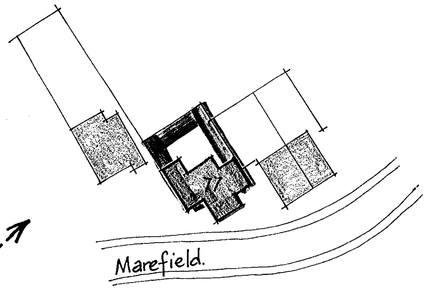


SITE PLAN 1:500

28.FEB.2001 - 3462

EXISTING DRAWINGS FOR
MR. BRUNT AT 77 MAREFIELD
LOWER EARLEY READING

SCALE 1:1250 1:500 1:50

concrete interlocking to match existing on 38x19mm S.W. battens (treated) on reinforced roofing felt with 150mm laps as necessary. 'U' value of roof not greater than 0.25 W/m²c.

lateral support to wall & trusses provided by 30x5 mm galvanished m.s. straps at 2m c/c 1.2m in length and carried over packing & noggings where rafters are parallel to wall.

new windows to have glazed areas of 10th of floor area, opening sashes of 1/20th of floor area and trickle vents of 8000mm².

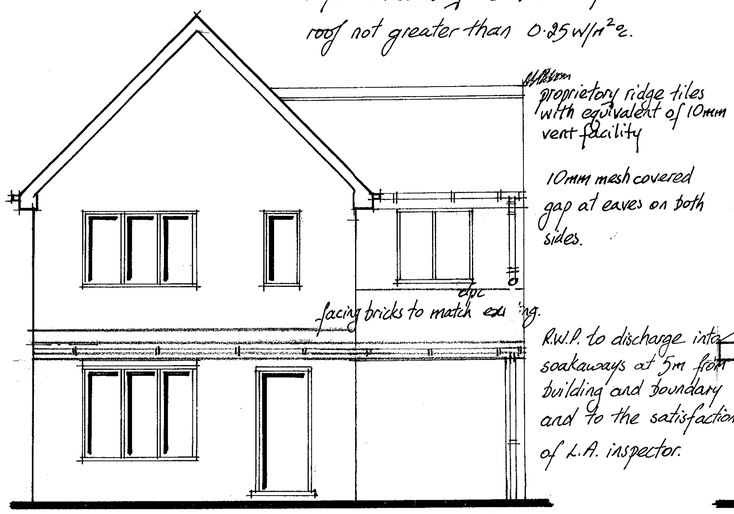


FRONT ELEVATION

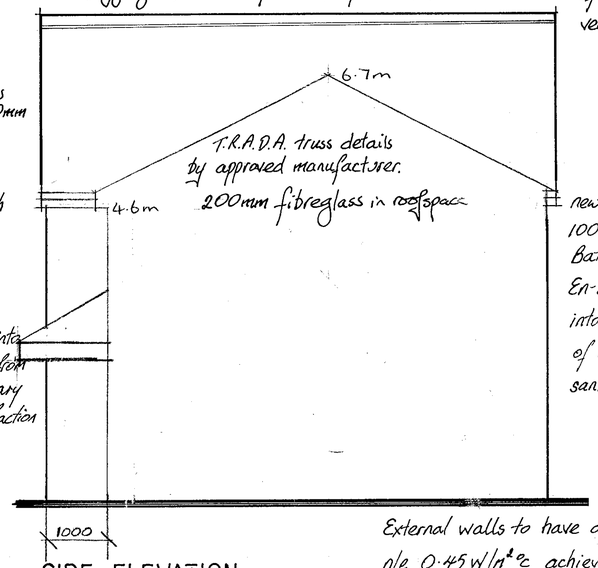


SIDE ELEVATION

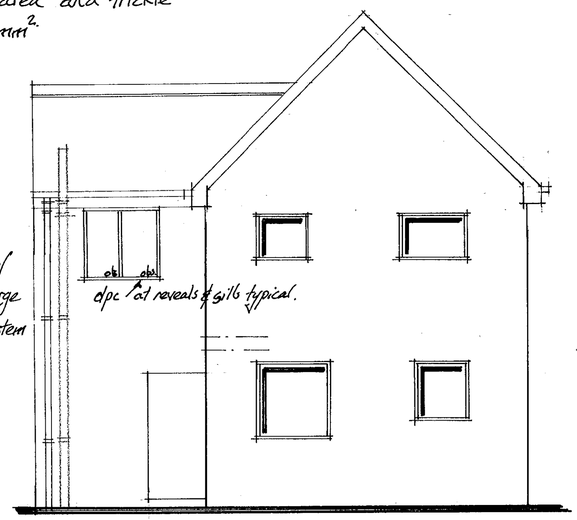


REAR ELEVATION

External walls to have a 'U' value n/e 0.45 W/m²c achieved by 103mm brick, 50mm cavity with insulation batts and 125mm 'Solar' insulation block. Wallties at 450mm c/c vertically, 900mm c/c horizontally reducing to 300mm at reveals and staggered.

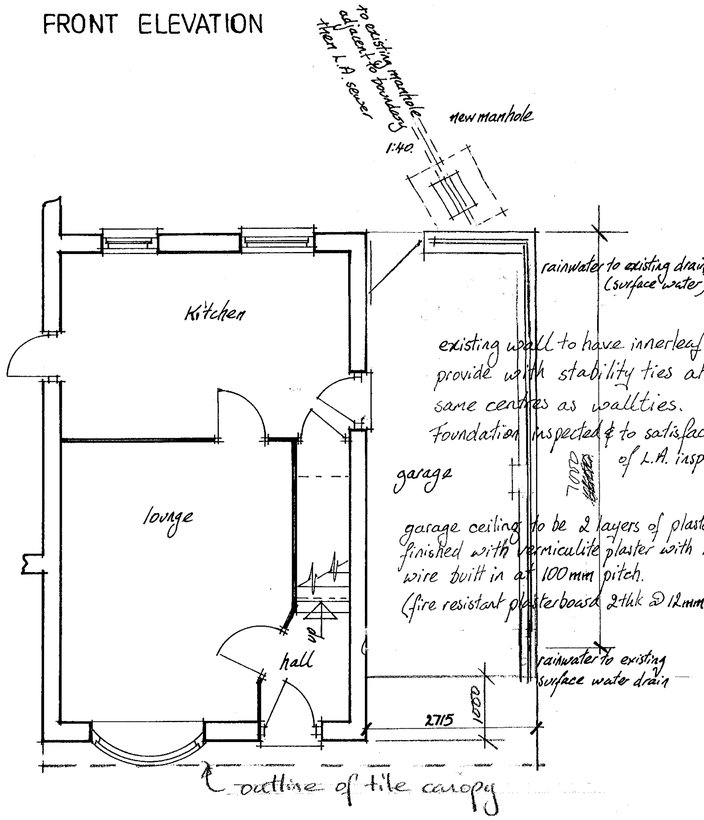


GROUND FLOOR PLAN

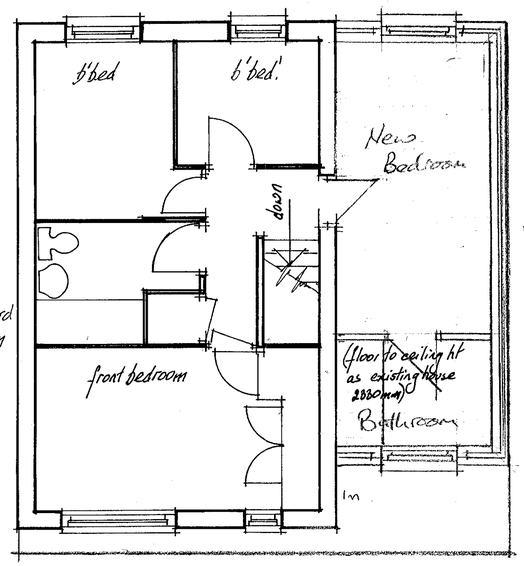


FIRST FLOOR PLAN

pull switch operated extract provide extraction of air at 15 litres/sec.

floor to be 22mm thick plywood on 50x225 mm @ 400mm c/c s.w joists (SC3) floor insulated with 200mm fibreglass to give 'U' value n/less than 0.45 W/m²c.

1000

28.FEB.2001 3462

PROPOSED ALTERATIONS TO
77 MAREFIELD
LOWER EARLEY READING

APPROVED

SCALE 1:50

Rev 25/2/2001 2 storey extension set back 1m & tiled canopy