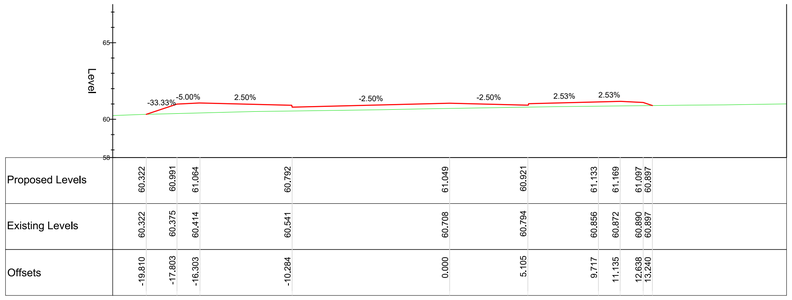
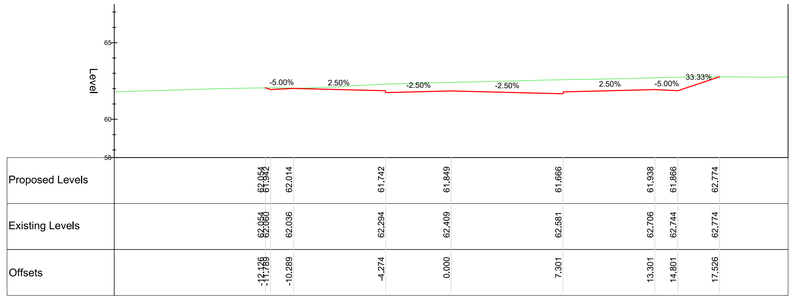


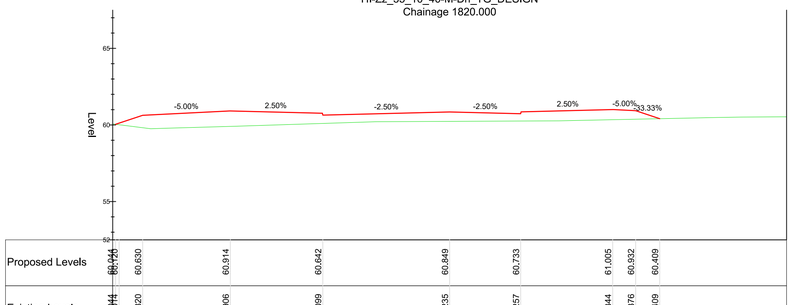

| | | | | | | | | | | |
|---|---|---|---|---|---|---|---|---|---|---|
| Proposed Levels | 60,322 | 60,991 | 61,064 | 60,792 | 61,049 | 60,921 | 61,133 | 61,169 | 61,097 | 60,897 |
| Existing Levels | 60,322 | 60,375 | 60,414 | 60,541 | 60,708 | 60,794 | 60,856 | 60,872 | 60,890 | 60,897 |
| Offsets | -19,810 | -17,803 | -16,303 | -10,284 | 0,000 | 5,105 | 9,717 | 11,135 | 12,628 | 13,040 |

HI-Zz_35_10_40-M-Dn_TG_DESIGN
Chainage 1820.000



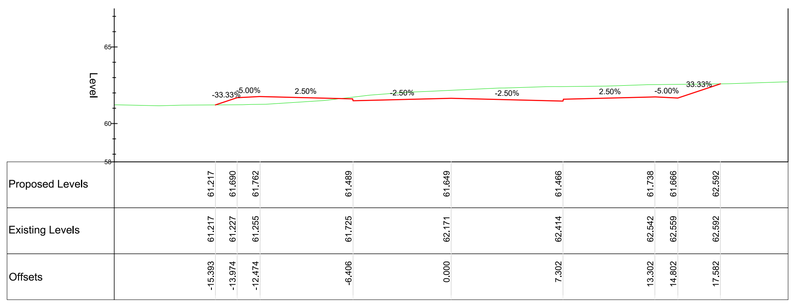

| | | | | | | | | | | |
|---|---|---|---|---|---|---|---|---|---|---|
| Proposed Levels | 61,042 | 61,042 | 62,014 | 61,742 | 61,849 | 61,666 | 61,938 | 61,866 | 62,774 | |
| Existing Levels | 62,061 | 62,061 | 62,036 | 62,294 | 62,409 | 62,581 | 62,706 | 62,744 | 62,774 | |
| Offsets | -12,738 | -12,738 | -10,289 | -4,274 | 0,000 | 7,301 | 13,301 | 14,801 | 17,526 | |

HI-Zz_35_10_40-M-Dn_TG_DESIGN
Chainage 1900.000



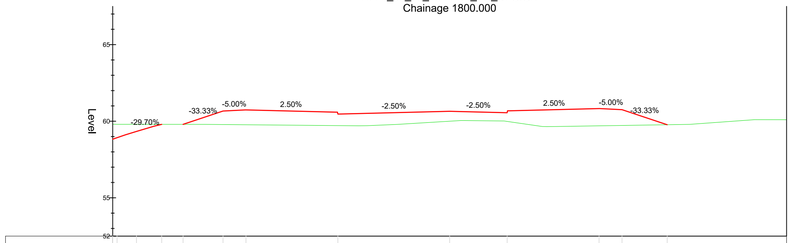

| | | | | | | | | | |
|---|---|---|---|---|---|---|---|---|---|
| Proposed Levels | 60,630 | 60,914 | 60,642 | 60,849 | 60,733 | 61,005 | 60,932 | 60,409 | |
| Existing Levels | 59,820 | 59,906 | 60,099 | 60,235 | 60,257 | 60,344 | 60,376 | 60,409 | |
| Offsets | -20,043 | -14,317 | -8,281 | 0,000 | 4,639 | 10,647 | 12,147 | 13,717 | |

HI-Zz_35_10_40-M-Dn_TG_DESIGN
Chainage 1800.000



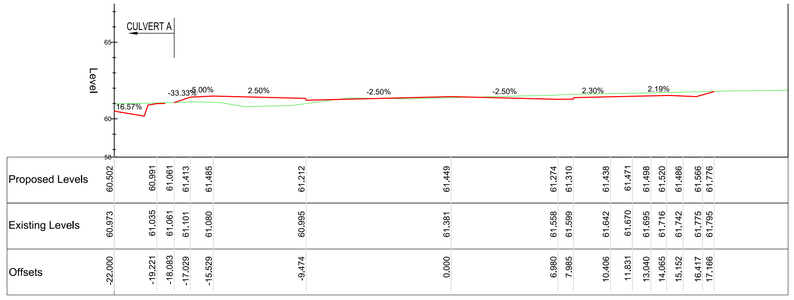

| | | | | | | | | | |
|---|---|---|---|---|---|---|---|---|---|
| Proposed Levels | 61,217 | 61,690 | 61,762 | 61,489 | 61,649 | 61,466 | 61,738 | 61,666 | 62,592 |
| Existing Levels | 61,217 | 61,227 | 61,265 | 61,725 | 62,171 | 62,414 | 62,542 | 62,559 | 62,592 |
| Offsets | -15,393 | -13,974 | -12,474 | -6,406 | 0,000 | 7,302 | 13,302 | 14,802 | 17,582 |

HI-Zz_35_10_40-M-Dn_TG_DESIGN
Chainage 1880.000



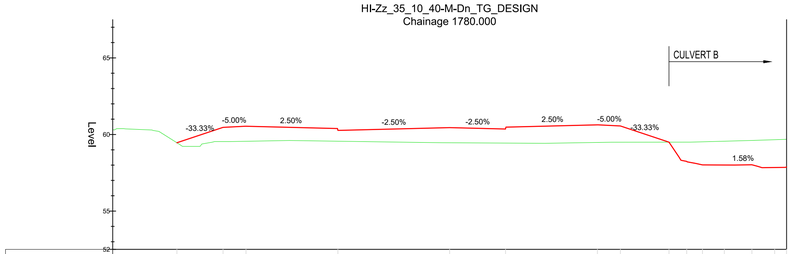

| | | | | | | | | | | |
|---|---|---|---|---|---|---|---|---|---|---|
| Proposed Levels | 59,334 | 59,795 | 59,795 | 60,665 | 60,738 | 60,466 | 60,849 | 60,555 | 60,827 | 60,754 | 59,771 |
| Existing Levels | 59,798 | 59,796 | 59,795 | 59,784 | 59,770 | 59,714 | 60,001 | 59,987 | 59,700 | 59,724 | 59,771 |
| Offsets | -20,449 | -18,802 | -17,408 | -14,797 | -13,297 | -7,297 | 0,000 | 3,754 | 9,755 | 11,255 | 14,205 |

HI-Zz_35_10_40-M-Dn_TG_DESIGN
Chainage 1780.000



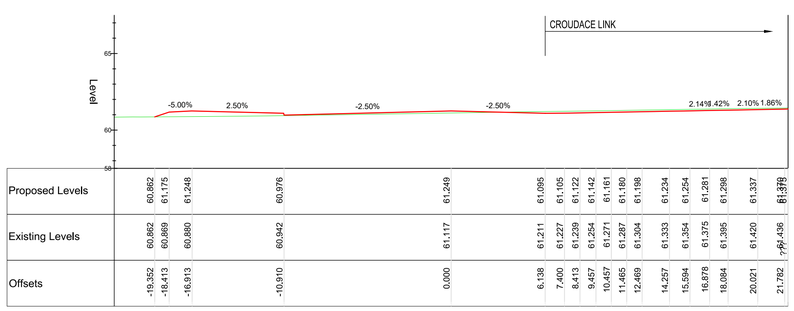

| | | | | | | | | | | |
|---|---|---|---|---|---|---|---|---|---|---|
| Proposed Levels | 60,991 | 61,061 | 61,413 | 61,485 | 61,212 | 61,449 | 61,274 | 61,310 | 61,438 | 61,471 | 61,498 | 61,520 | 61,486 |
| Existing Levels | 61,035 | 61,061 | 61,101 | 61,080 | 60,995 | 61,381 | 61,558 | 61,599 | 61,642 | 61,670 | 61,695 | 61,716 | 61,742 | 61,775 | 61,795 |
| Offsets | -19,221 | -18,083 | -17,029 | -15,529 | -9,474 | 0,000 | 6,980 | 7,985 | 10,406 | 11,831 | 13,040 | 14,065 | 15,152 | 16,417 | 17,166 |

HI-Zz_35_10_40-M-Dn_TG_DESIGN
Chainage 1860.000




| | | | | | | | | | | | |
|---|---|---|---|---|---|---|---|---|---|---|---|
| Proposed Levels | 59,461 | 60,465 | 60,538 | 60,266 | 60,449 | 60,357 | 60,629 | 60,557 | 59,499 | 58,244 | 58,015 | 58,008 | 58,023 | 57,845 | 57,879 |
| Existing Levels | 59,461 | 59,537 | 59,557 | 59,561 | 59,460 | 59,439 | 59,480 | 59,495 | 59,499 | 59,500 | 59,522 | 59,561 | 59,610 | 59,659 | 59,685 |
| Offsets | -17,809 | -14,797 | -13,297 | -7,297 | 0,000 | 3,650 | 9,650 | 11,150 | 14,323 | 15,481 | 16,507 | 17,936 | 19,737 | 21,226 | 22,000 |

HI-Zz_35_10_40-M-Dn_TG_DESIGN
Chainage 1760.000




| | | | | | | | | | | | | | | | |
|---|---|---|---|---|---|---|---|---|---|---|---|---|---|---|---|
| Proposed Levels | 60,862 | 61,175 | 61,248 | 60,976 | 61,249 | 61,095 | 61,105 | 61,122 | 61,142 | 61,161 | 61,160 | 61,198 | 61,234 | 61,254 | 61,261 | 61,298 | 61,337 | 61,378 |
| Existing Levels | 60,862 | 60,869 | 60,880 | 60,942 | 61,117 | 61,211 | 61,227 | 61,239 | 61,254 | 61,271 | 61,287 | 61,304 | 61,333 | 61,354 | 61,375 | 61,395 | 61,420 | 61,436 |
| Offsets | -19,352 | -18,413 | -16,913 | -10,910 | 0,000 | 6,138 | 7,400 | 8,413 | 9,457 | 10,457 | 11,465 | 12,469 | 14,257 | 15,594 | 16,878 | 18,084 | 20,021 | 21,792 |

HI-Zz_35_10_40-M-Dn_TG_DESIGN
Chainage 1840.000

4m 0 4m 8m 12m 16m 20m
SCALE 1:200

File name:S:\PROJECTS\2018\C118047\BIM\01-WIP\DRAWINGS\WMHP-TG-SRWG1-DR-HI-0142.DWG, printed on 29 September 2021 14:47:49, by Aaron Garrett

# DO NOT SCALE

NOTES:

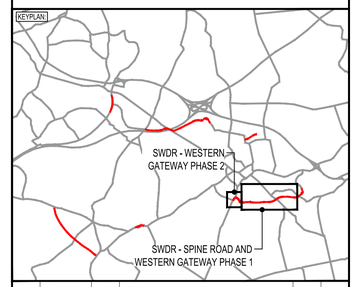
1. ALL DIMENSIONS ARE IN MILLIMETRES UNLESS NOTED OTHERWISE.
2. ALL LEVELS ARE IN METRES AOD UNLESS NOTED OTHERWISE.

## LEGEND

EXISTING GROUND LEVEL

PROPOSED DESIGN LEVEL

KEYPLAN:




| REV | DATE | BY | DESCRIPTION | CHK | APP |
|---|---|---|---|---|---|
| P04 | 29/09/2021 | AMG | REVISED FOR SCO COMMENTS | BH | JC |
| P03 | 20/08/2021 | JF | REVISED FOR PLANNING DISCHARGE AND SCO COMMENTS | BH | JC |
| P02 | 05/02/2021 | TCH | DETAILED DESIGN ISSUE | BH | ARL |

DRAWING STATUS: SUITABLE FOR REVIEW & COMMENT S3


DESIGNER:
Tony Gee and Partners LLP
Hardy House
140 High Street
Esher, Surrey
KT10 9QJ
Tel: 01372 461600
www.tonygee.com
Consulting Civil, Structural and Geotechnical Engineers

CONTRACTOR:
Balfour Beatty

CLIENT:
WOKINGHAM BOROUGH COUNCIL
Shute End, Wokingham, Berkshire RG40 1BN
Tel: (0118) 974 6000 Web: www.wokingham.gov.uk


PROJECT:
WOKINGHAM MAJOR HIGHWAYS PROGRAMME
SPINE ROAD AND WESTERN GATEWAY PHASE 1

TITLE:
HIGHWAYS
ALIGNMENT
CROSS SECTIONS - MAINLINE
SHEET 15

| SCALE @ A1: | CHECKED: | APPROVED: |
|---|---|---|
| 1:200 | JC | ARL |

| PROJECT NO: | DESIGNED: | DRAWN: | DATE: |
|---|---|---|---|
| C118047 | JPG | JPG | April 20 |

DRAWING No: WMHP-TG-SRWG1-DR-HI-0142 REV: P04