



Planning Areas Key



Development area including Use Class C2 - Residential Care Home (with nursing).
Gardens, paths, landscaping, refuse storage



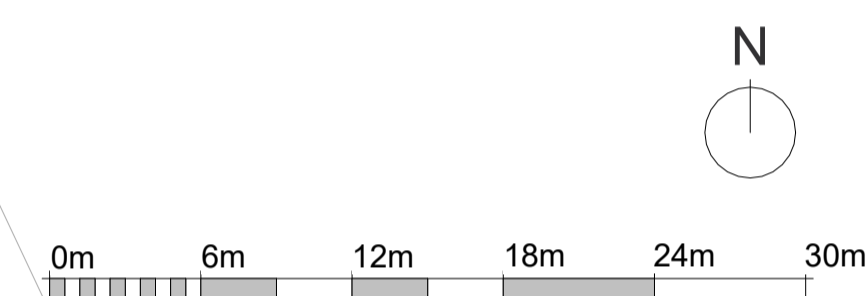
Proposed vehicular access, roads and parking



Sustainable Urban Drainage System (SUDS)



Green infrastructure - including existing trees and planting, new garden areas and landscaping



VISUAL SCALE 1:300

H	Cycle store rotated to match landscape plan	JSN	24.12.25
G	Site plan updated with Cycle Store relocated	JSN	17.12.25
F	Path moved closer to building as clouded	JSN	05.06.25
E	Bin store re-located as requested by client	JSN	01.05.25
D	Updated to suit client comments & issued for Planning submission	JSN	28.04.25
C	Bin store & car parking revised	JSN	24.04.25
B	Building footprint updated	JSN	26.03.25
A	Building footprint updated	JSN	18.03.25

REV	DESCRIPTION	BY	DATE
-----	-------------	----	------



NOT

THIS DRAWING IS TO BE READ IN CONJUNCTION WITH ALL RELATED DESIGN TEAM AND SUB-CONSULTANT INFORMATION AND DOES NOT RELIEVE ANY PARTY OF COMPLIANCE WITH ANY APPLICABLE CODE OR LAW WHICH MAY HAVE PRIORITY OVER THIS DRAWING.

ALL DIMENSIONS TO BE VERIFIED ON SITE PRIOR TO THE COMMENCEMENT OF ANY WORK OR THE PRODUCTION OF ANY SHOP DRAWING. ALL DISCREPANCIES TO BE REPORTED TO RM DESIGN GROUP.

THIS DRAWING IS COPYRIGHT © OF RM DESIGN GROUP LIMITED

CLIENT

BOUTIQUE CARE HOMES

PROJECT

Wokingham

DRAWING TITLE

Site Plan - Planning Zones

DRAFTING STATUS

PLANNING

SCALE AT A1: 1 : 300	DATE: 28.02.25	DRAWN: JSN	CHECKED: RM
PROJECT NO: B01-11	DRAWING NO.: 11	REVISION: H	