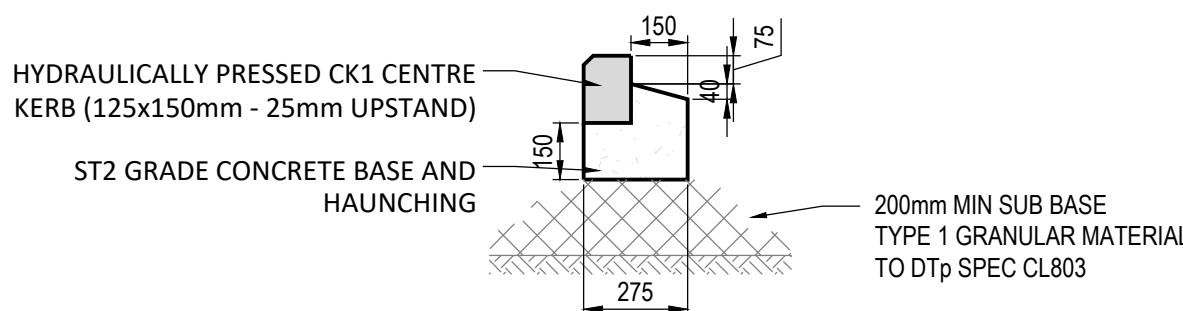
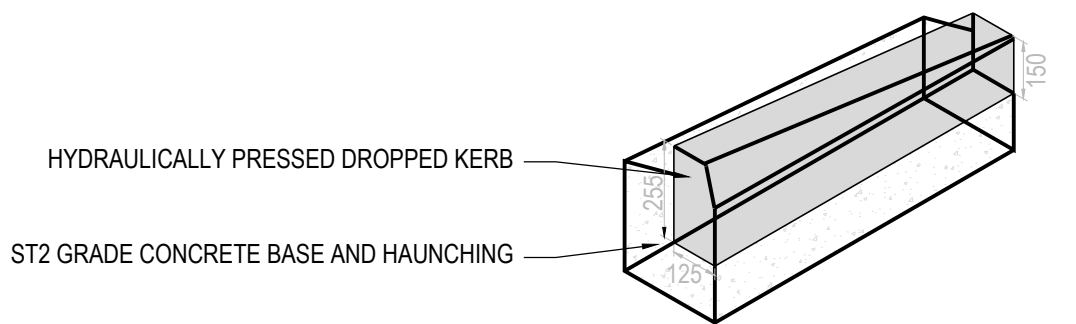


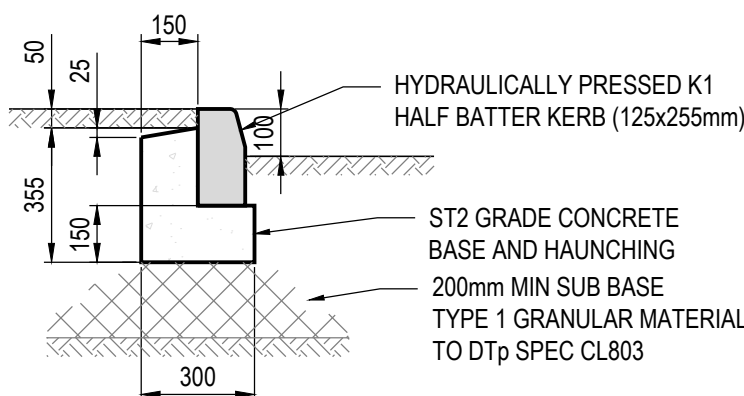
**BULLNOSE 100mm UPSTAND  
KERB DETAIL**  
SCALE 1:20



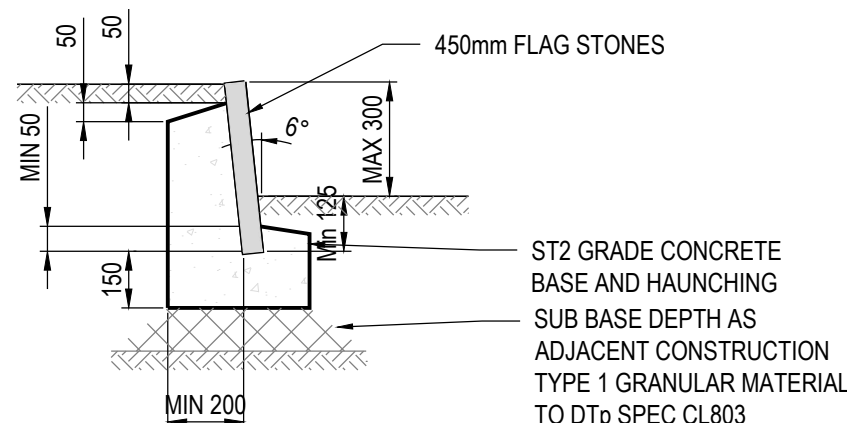
**CENTRE KERB DETAIL**  
SCALE 1:20



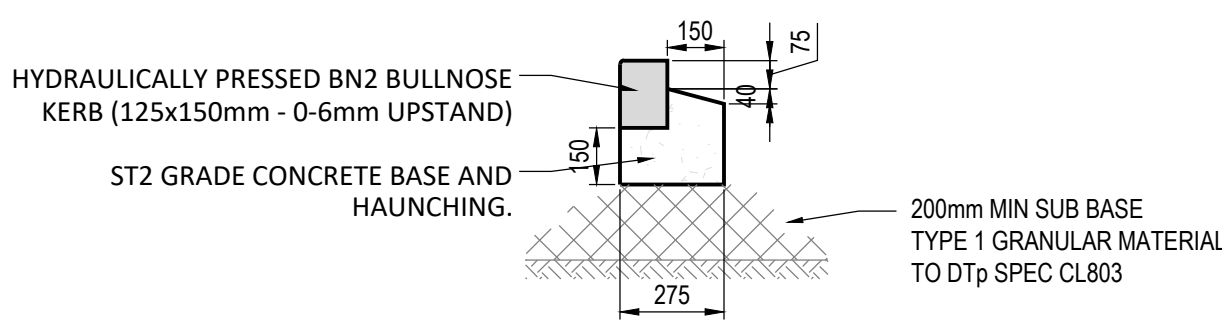
**DROPPED KERB DETAIL**  
SCALE 1:20



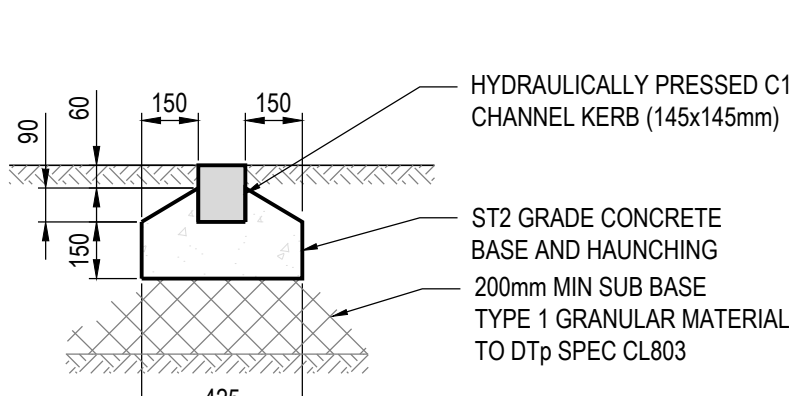
**HALF BATTER KERB DETAIL**  
SCALE 1:20



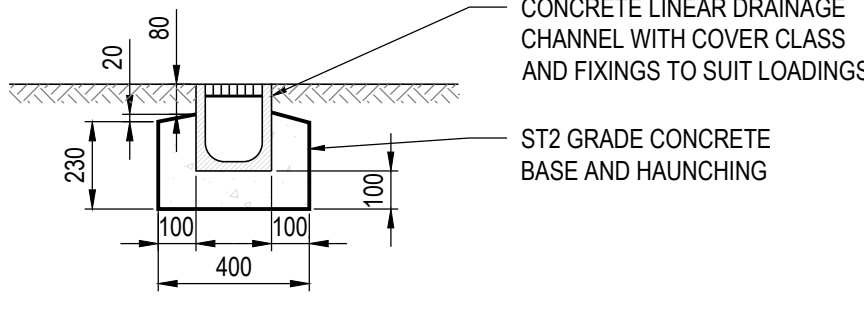
**FLAG ON EDGE DETAIL**  
RETAINING 300mm MAX  
SCALE 1:20



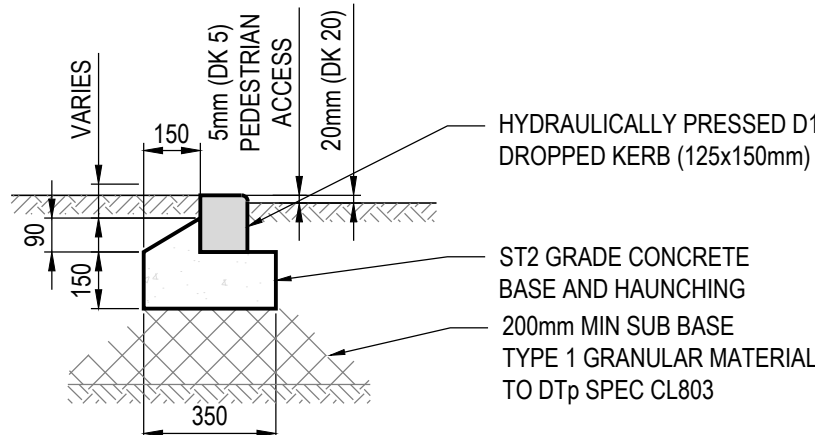
**BULLNOSE 0-6mm UPSTAND  
KERB DETAIL**  
SCALE 1:20



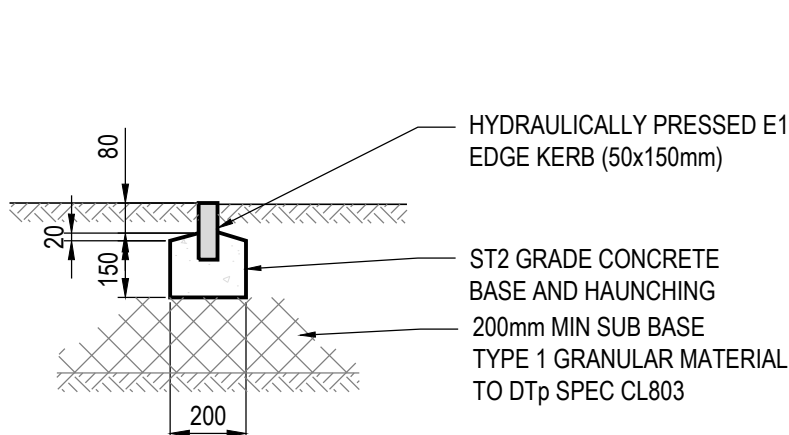
**CHANNEL KERB DETAIL**  
SCALE 1:20



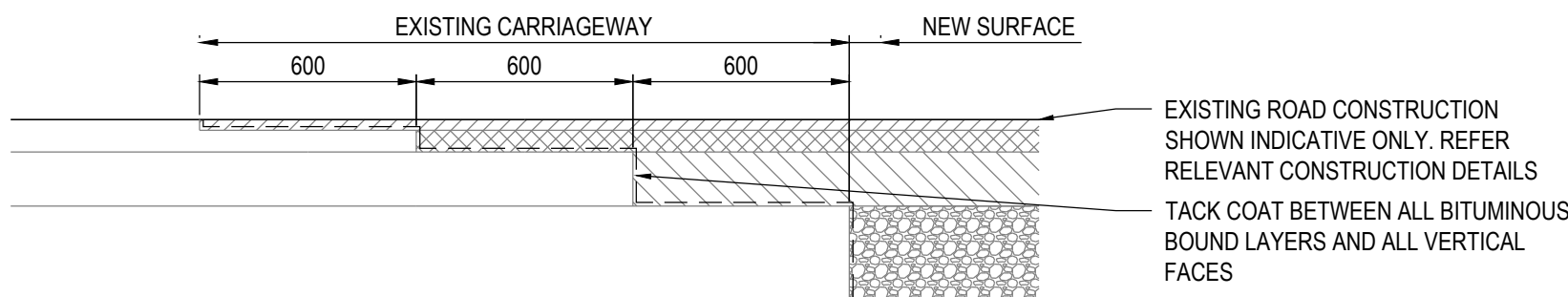
**LINEAR DRAINAGE CHANNEL DETAIL**  
SCALE 1:20



**DROPPED KERB DETAIL**  
SCALE 1:20



**EDGE KERB DETAIL**  
SCALE 1:20



**CARRIAGEWAY TIE IN DETAIL**  
SCALE 1:20

EXISTING ROAD TO BE MADE GOOD  
TO MATCH EXISTING CONSTRUCTION

FOOTPATHS TO BE MADE GOOD TO  
MATCH EXISTING CONSTRUCTION.  
LAYERS IN 300mm MIN STEPS  
SIMILAR TO DETAIL AS SHOWN

DO NOT SCALE

FOR THE AVOIDANCE OF DOUBT, NO APPROVALS, REVIEWS, COMMENTS OR INDICATION OF SATISFACTION GIVEN BY ARC ENGINEERS IN TERMS OF SUBCONTRACT DRAWINGS, PRODUCTS OR PROPOSED MATERIALS SHALL REDUCE OR EXTINGUISH THE OBLIGATION OF THE SUB-CONTRACTOR OR SUPPLIER TO ADHERE TO THE SPECIFICATION. GENERAL ARRANGEMENT DRAWINGS, STATUTORY REQUIREMENTS AND GOOD WORKING PRACTICE. ARC ENGINEERS ACCEPT NO LIABILITY FOR THE SELECTION OF MATERIALS OR WORKMANSHIP IN THE EXECUTION OF THE WORKS.

#### GENERAL NOTES

- THESE NOTES ARE INTENDED TO AUGMENT DRAWINGS AND SPECIFICATIONS. WHERE CONFLICT OF REQUIREMENTS EXISTS THE ORDER OF PRECEDENCE SHALL BE AS SHOWN IN THE SPECIFICATIONS. OTHERWISE THE STRICTEST PROVISION SHALL GOVERN.
- THIS DRAWING IS TO BE READ IN CONJUNCTION WITH ALL OTHER RELEVANT ENGINEERS AND ARCHITECTS DRAWINGS.
- DRAWINGS NOT TO BE SCALED.
- ALL DIMENSIONS TO BE CHECKED ON SITE BY THE CONTRACTOR, ANY DISCREPANCIES TO BE NOTIFIED TO THE ENGINEER/ARCHITECT AND FURTHER INSTRUCTIONS OBTAINED BEFORE WORK IS COMMENCED.
- THE STRUCTURE IS DESIGNED TO BE SELF SUPPORTING AND STABLE AFTER THE BUILDING IS FULLY COMPLETE. IT IS THE CONTRACTORS SOLE RESPONSIBILITY TO DETERMINE THE ERECTION PROCEDURE AND SEQUENCE AND ENSURE THAT THE BUILDING AND ITS COMPONENTS ARE SAFE DURING ERECTION. THIS INCLUDES THE ADDITION OF WHATEVER TEMPORARY BRACING, GUYS OR TIE-DOWNS WHICH MAY BE NECESSARY, SUCH MATERIAL REMAINING THE PROPERTY OF THE CONTRACTOR UPON COMPLETION.
- ALL WORK TO COMPLY TO CURRENT BUILDING REGULATIONS AND TO BE IN ACCORDANCE WITH THE RELEVANT BRITISH STANDARDS AND APPROPRIATE CODES OF PRACTICE.
- FOR FURTHER NOTES REFER TO PROJECT SPECIFICATIONS.

#### SAFETY, HEALTH & ENVIRONMENTAL INFORMATION

In addition to the hazards/risks normally associated with the types of work detailed on this drawing, note the following risks and information.

Risks listed here are not exhaustive. Refer to Risk Assessment Register: 25047

Construction:



Demolition

No Unusual hazards/risks

For information relating to Use, Cleaning and Maintenance see Health & Safety File

It is assumed that all works will be carried out by a competent contractor working, where appropriate, to an approved method statement



INDICATES A RESIDUAL RISK  
REQUIRING A COMPULSORY  
ACTION



INDICATES A RESIDUAL  
RISK FOR INFORMATION



INDICATES A RESIDUAL RISK  
REQUIRING PROHIBITIVE ACTION



INDICATES A RESIDUAL  
RISK AS A WARNING

P3	CLIENT DETAILS AMENDED	SG	MG	AR	03.09.25
P2	CONSTRUCTION DETAILS UPDATED	SG	MG	AR	29.07.25
P1	INITIAL ISSUE	SG	MG	AR	10.07.25
REV	DETAIL	BY	CHK	APP	DATE

<b>ArcEngineers</b>					
CONSULTING STRUCTURAL AND CIVIL ENGINEERS					
3 CADMAN COURT, LEEDS, LS27 0RX Phone: 0113 253 3904 www.arc-engineers.co.uk					
CLIENT:	PROPCO (WOKINGHAM) LTD				
PROJECT:	EVENDON LANE RESIDENTIAL CARE HOME, WOKINGHAM				
TITLE:	EXTERNAL WORKS CONSTRUCTION DETAILS SHEET 2				
DRAWING STATUS:	PRELIMINARY				
DRWN: SG	DATE: 10.07.25	CHECKED: MG	DATE: 10.07.25	APPROVED: AR	DATE: 10.07.25
CONTRACT No: 25047		SCALE @ A1: 1:20			
PROJECT No: 25047 - ARC - XX - XX - DR - C - 6302 - P3					