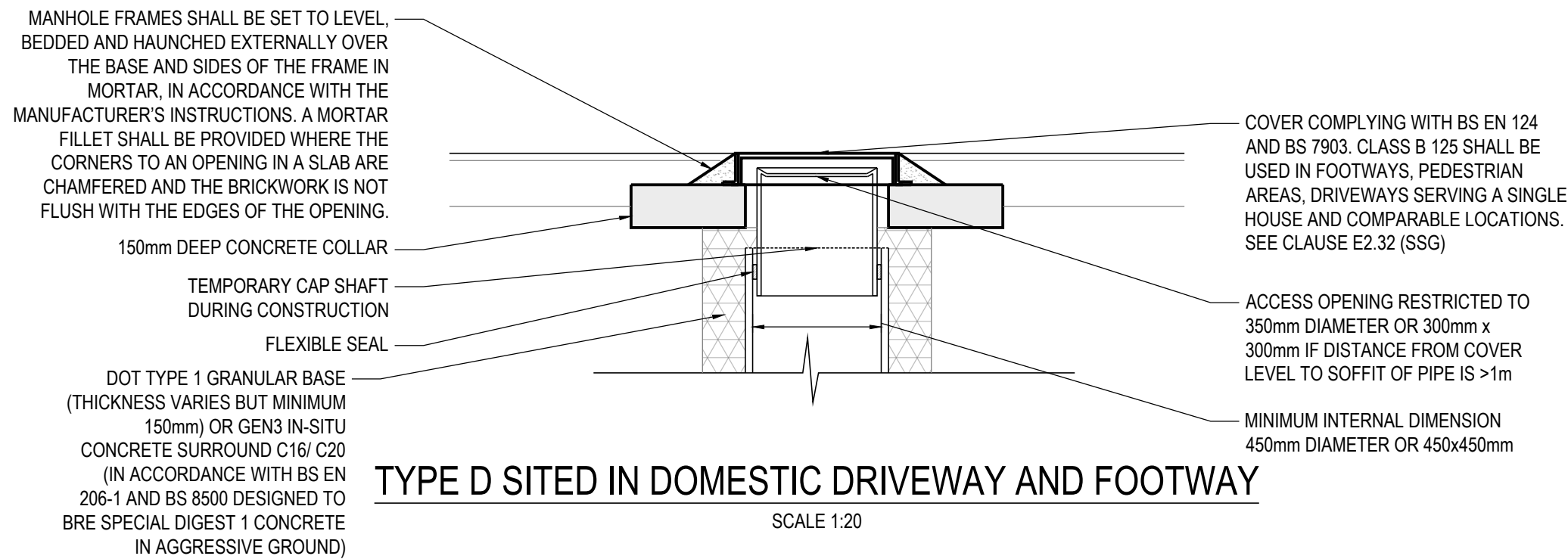


TYPICAL INSPECTION CHAMBER - TYPE D

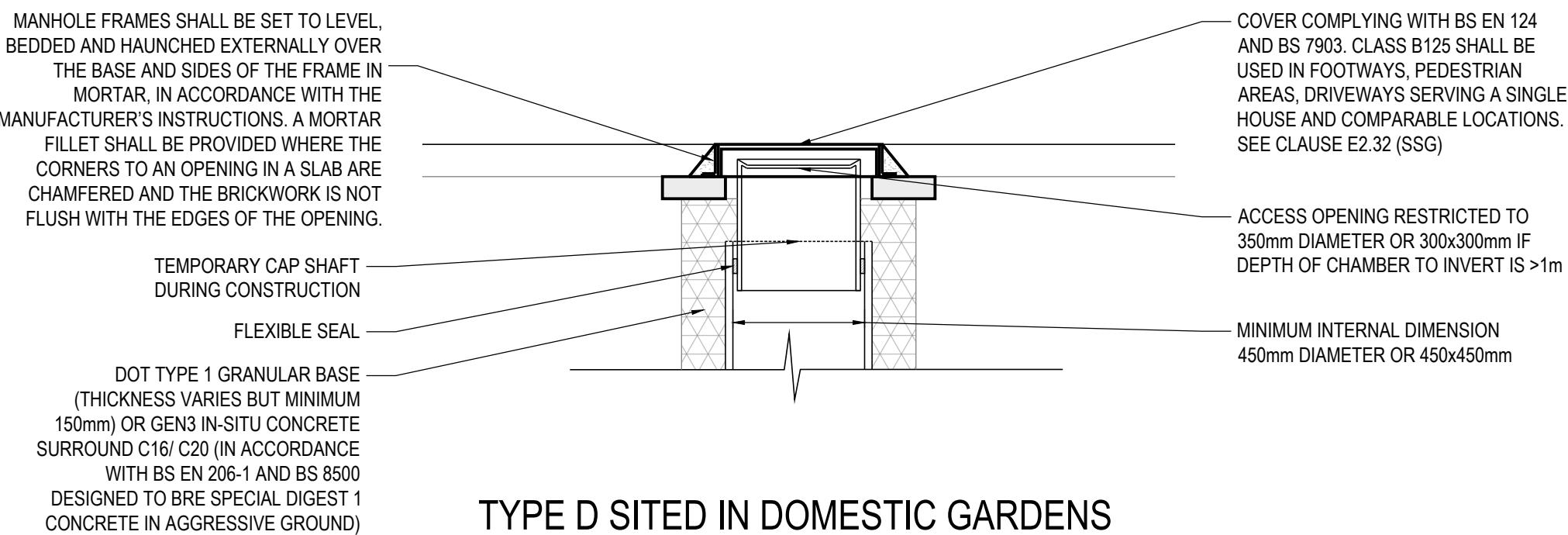
MAXIMUM DEPTH FROM COVER LEVEL TO SOFFIT OF PIPE
IN AREAS SUBJECT TO VEHICLE LOADING 3m, NON ENTRY

SCALE 1:20



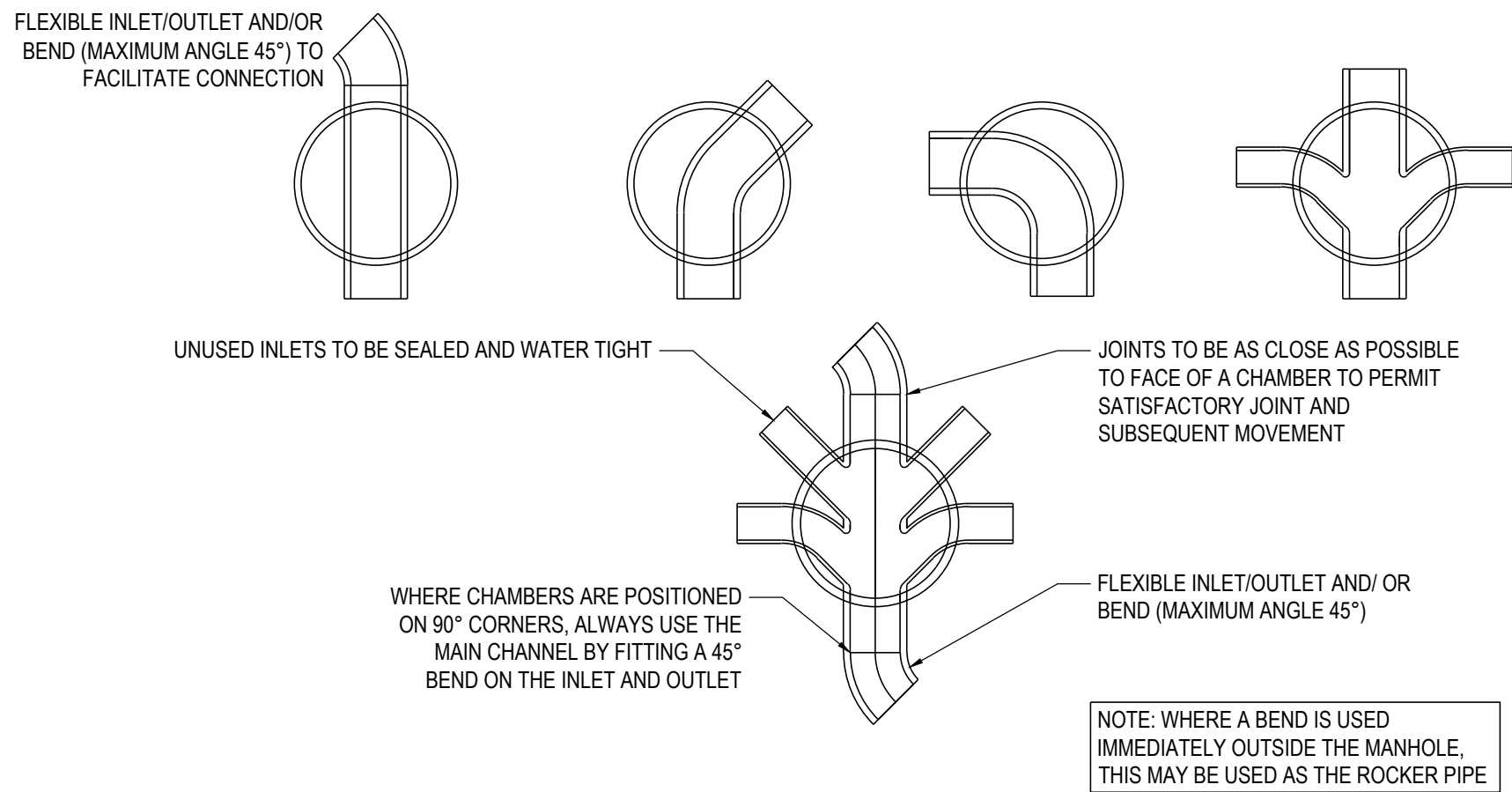
TYPE D SITED IN DOMESTIC DRIVEWAY AND FOOTWAY

SCALE 1:20



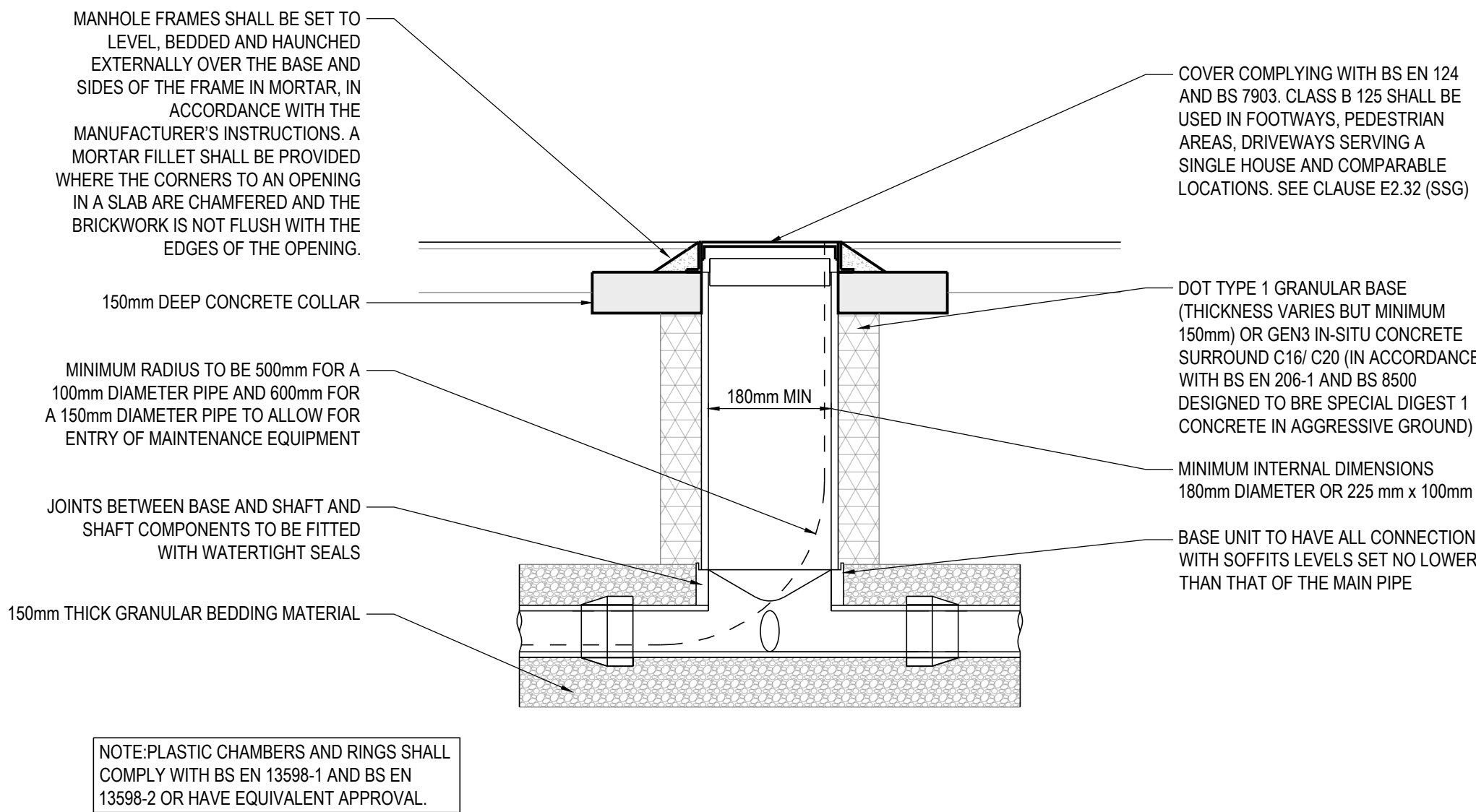
TYPE D SITED IN DOMESTIC GARDENS

SCALE 1:20



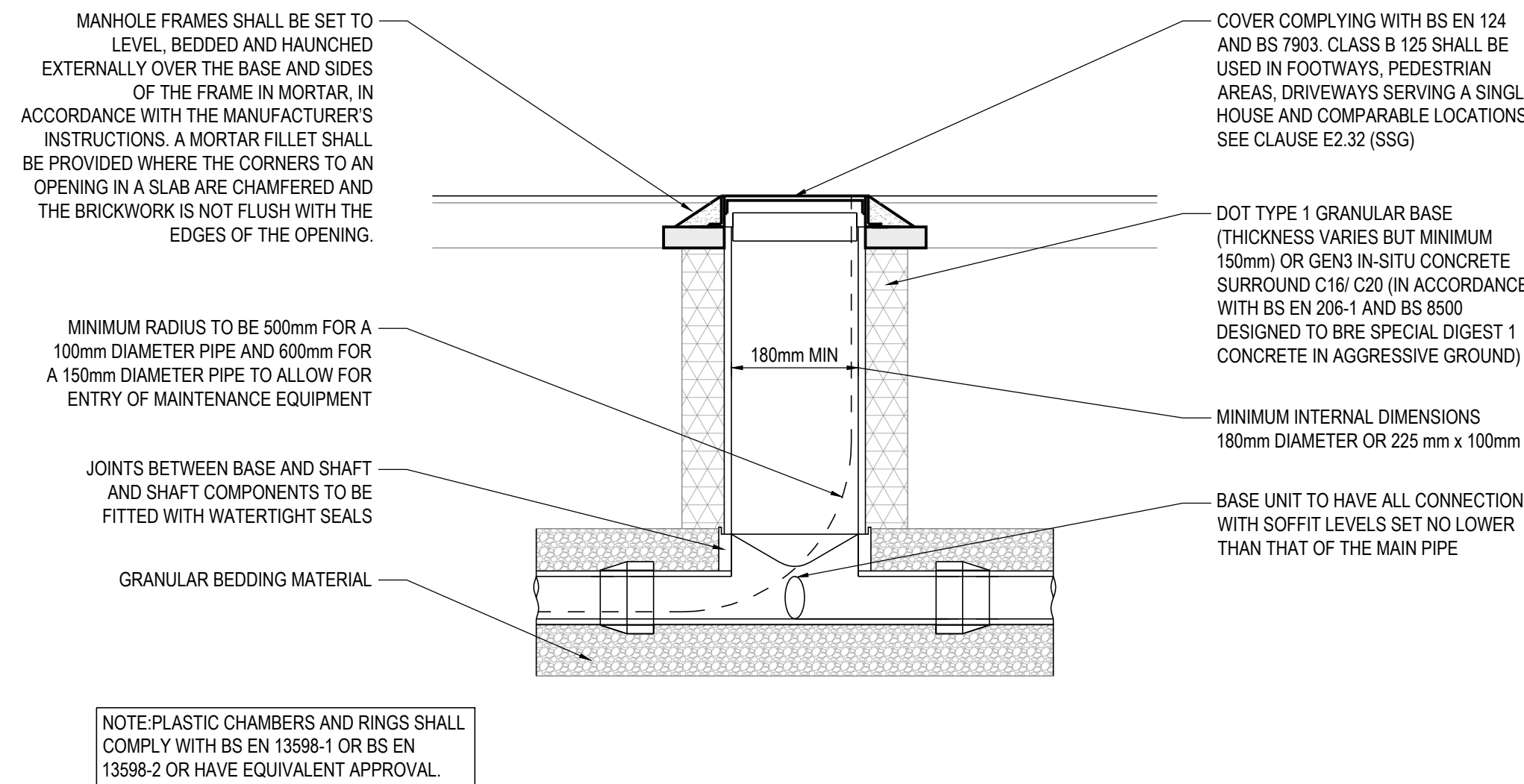
ALTERNATIVE BASE PLANS FOR TYPE D CHAMBER

SCALE 1:20



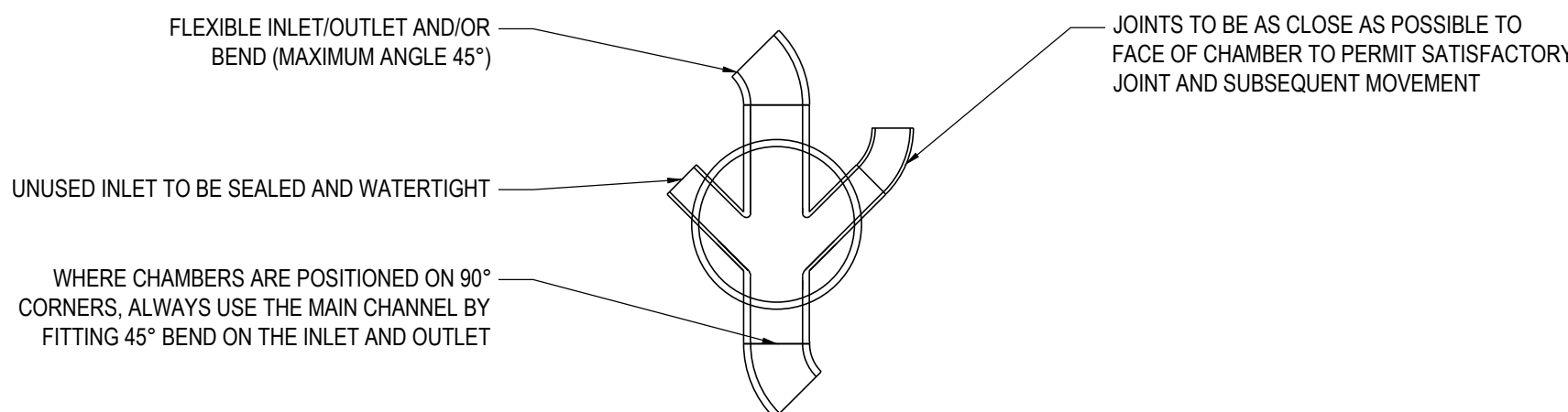
TYPICAL INSPECTION CHAMBER - TYPE E - SITED IN DOMESTIC DRIVEWAY OR FOOTWAY
MAXIMUM DEPTH FROM COVER LEVEL TO SOFFIT OF PIPE 2m NON ENTRY

SCALE 1:20



TYPICAL INSPECTION CHAMBER - TYPE E - SITED IN DOMESTIC GARDENS
MAXIMUM DEPTH FROM COVER LEVEL TO SOFFIT OF PIPE 2m NON ENTRY

SCALE 1:20



BASE PLAN FOR TYPE E CHAMBER

SCALE 1:20

DO NOT SCALE

FOR THE AVOIDANCE OF DOUBT, NO APPROVALS, REVIEWS, COMMENTS OR INDICATION OF SATISFACTION GIVEN BY ARC ENGINEERS IN TERMS OF SUBCONTRACT DRAWINGS, PRODUCTS OR PROPOSED MATERIALS SHALL REDUCE OR EXTINGUISH THE OBLIGATION OF THE SUB-CONTRACTOR OR SUPPLIER TO ADHERE TO THE SPECIFICATION, GENERAL ARRANGEMENT DRAWINGS, STATUTORY REQUIREMENTS AND GOOD WORKING PRACTICE. ARC ENGINEERS ACCEPT NO LIABILITY FOR THE SELECTION OF MATERIALS OR WORKMANSHIP IN THE EXECUTION OF THE WORKS.

GENERAL NOTES

- THESE NOTES ARE INTENDED TO AUGMENT DRAWINGS AND SPECIFICATIONS. WHERE CONFLICT OF REQUIREMENTS EXISTS THE ORDER OF PRECEDENCE SHALL BE AS SHOWN IN THE SPECIFICATIONS. OTHERWISE THE STRICTEST PROVISION SHALL GOVERN.
- THIS DRAWING IS TO BE READ IN CONJUNCTION WITH ALL OTHER RELEVANT ENGINEERS AND ARCHITECTS DRAWINGS.
- DRAWINGS NOT TO BE SCALED.
- ALL DIMENSIONS TO BE CHECKED ON SITE BY THE CONTRACTOR, ANY DISCREPANCIES TO BE NOTIFIED TO THE ENGINEER/ARCHITECT AND FURTHER INSTRUCTIONS OBTAINED BEFORE WORK IS COMMENCED.
- THE STRUCTURE IS DESIGNED TO BE SELF SUPPORTING AND STABLE AFTER THE BUILDING IS FULLY COMPLETE. IT IS THE CONTRACTORS SOLE RESPONSIBILITY TO DETERMINE THE ERECTION PROCEDURE AND SEQUENCE AND ENSURE THAT THE BUILDING AND ITS COMPONENTS ARE SAFE DURING ERECTION. THIS INCLUDES THE ADDITION OF WHATEVER TEMPORARY BRACING, GUYS OR TIE-DOWNS WHICH MAY BE NECESSARY, SUCH MATERIAL REMAINING THE PROPERTY OF THE CONTRACTOR UPON COMPLETION.
- ALL WORK TO COMPLY TO CURRENT BUILDING REGULATIONS AND TO BE IN ACCORDANCE WITH THE RELEVANT BRITISH STANDARDS AND APPROPRIATE CODES OF PRACTICE.
- FOR FURTHER NOTES REFER TO PROJECT SPECIFICATIONS.

SAFETY, HEALTH & ENVIRONMENTAL INFORMATION

In addition to the hazards/risks normally associated with the types of work detailed on this drawing, note the following risks and information.

Risks listed here are not exhaustive. Refer to Risk Assessment Register: 25047

Construction:



Demolition
No Unusual hazards/risks

For information relating to Use, Cleaning and Maintenance see Health & Safety File

It is assumed that all works will be carried out by a competent contractor working, where appropriate, to an approved method statement



INDICATES A RESIDUAL RISK REQUIRING A COMPULSORY ACTION



INDICATES A RESIDUAL RISK FOR INFORMATION



INDICATES A RESIDUAL RISK REQUIRING PROHIBITIVE ACTION



INDICATES A RESIDUAL RISK AS A WARNING

P3	CLIENT DETAILS AMENDED	SG	MG	AR	03.09.25
P2	CONSTRUCTION DETAILS UPDATED.	SG	MG	AR	29.07.25
P1	INITIAL ISSUE	SG	MG	AR	10.07.25
REV	DETAIL	BY	CHK	APP	DATE

ArcEngineers

CONSULTING STRUCTURAL AND CIVIL ENGINEERS

3 CADMAN COURT, LEEDS, LS27 0RX
Phone: 0113 253 3904
www.arc-engineers.co.uk

CLIENT:
PROPCO (WOKINGHAM) LTD

PROJECT:
EVENDON LANE RESIDENTIAL CARE HOME, WOKINGHAM

TITLE:
BELOW GROUND DRAINAGE DETAILS
SHEET 1

DRAWING STATUS:
PRELIMINARY

DRAWN:	DATE:	CHECKED:	DATE:	APPROVED:	DATE:
SG	10.07.25	MG	10.07.25	AR	10.07.25
CONTRACT NO:	SCALE @ A1:				
25047	1:20				

PROJECT NO:	ORIGINATOR:	ZONE:	LEVEL:	TYPE:	DISCIPLINE:	NUMBER:	REVISION:
25047	ARC	XX	XX	DR	C	5101	P3