3.5m high sound absorbent fence

1.5m from kerb to allow for pedestrian view of bay

New gate post

DRAINAGE CHANNEL

25m TURNING CIRCLE

SERVICE

SERVICE YARD

lines to be painted yellow to mark lorry holding bay

reverse gates with new posts

Man hole cover. Needs to check for underground services to make sure new post can be fitted

3.0m high security fence to match existing sub station

4m HIGH BRICK WALL

BRICK RETAINING WALL

I.P. 030

planter

DOCK LEVELLER

UNLOADING BAY

SCISSOR LIFT PIT

STAIR

TROLLEY GRID

DRAINAGE CHANNEL

APPROVED

0 10 20 30 40 50 60 70 80 90 100

GENERAL NOTES

This scheme is subject to Town Planning and all other necessary consents.
Dimensions, areas and levels where given are only approximate and subject to site survey.
All dimensions are to be checked on site, by real levels.
This drawing is to be read in conjunction with all relevant consultants' and/or specialists' drawings/documents and any discrepancies or variations are to be notified to the architects before the affected work commences.
All queries relating to design of foundations, floor slabs and any structural elements are to be referred to the structural engineering consultant for resolution.
All feasibility studies are subject to full site survey.
The maintainability of all constant trades and building operations shall comply with the recommendations of British Standard (BS) 8000:1989 parts 1-16 inclusive.

All design and construction to be to be in accordance with the Construction, Design and Management Regulations 1994

SPECIALIST PACKAGES ON THIS DRAWING

ISSUED FOR CONSTRUCTION

SP.	SP.	SP.
SP.	SP.	SP.
SP.	SP.	SP.
SP.	SP.	SP.

31.JAN.2001*

3269

REV

CLIENT
SAINSBURY'S SUPERMARKET

PROJECT
READING ROAD WINNERSH

DRAWING
SERVICE YARD LAYOUT

CHQ PARTNERSHIP
ARCHITECTS & BUILDING SURVEYORS
Tannery House, 29 High Street, Baldock, Hertfordshire SG7 6BE
Telephone: (01462) 895110
Facsimile: (01462) 895099
Email: design@chq-architects.co.uk
www.chq-architects.co.uk

DATE NOV 2000	DRAWN XXX
SCALE 1:200	CHECKED

CHQ 2010 - 116A

CAD REF: 2010-116

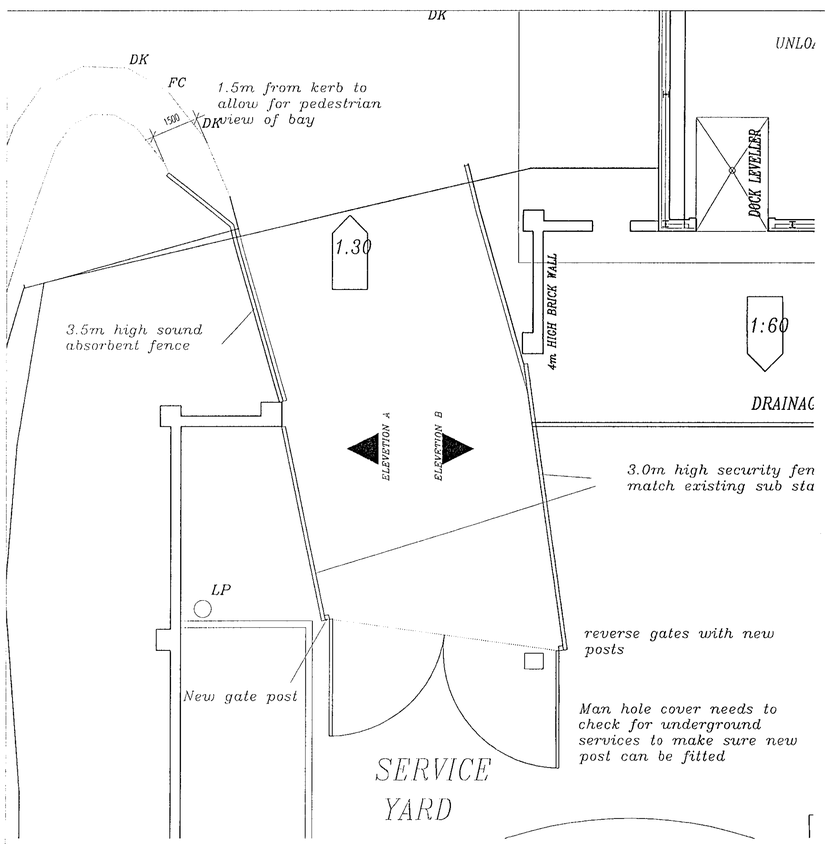

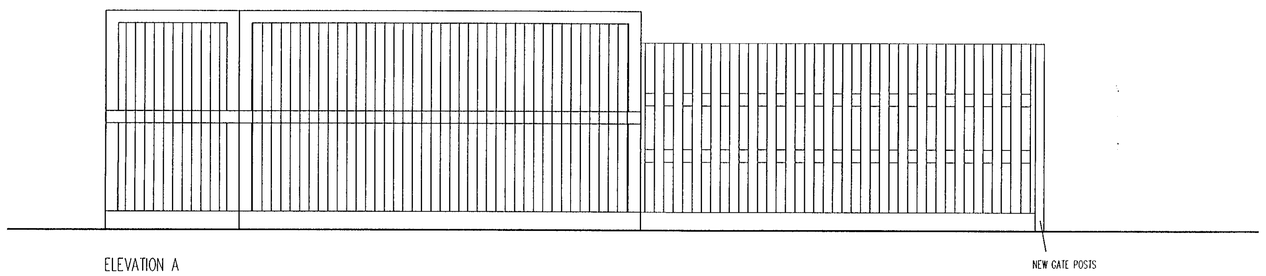

ELEVATION A
SCALE 1:50

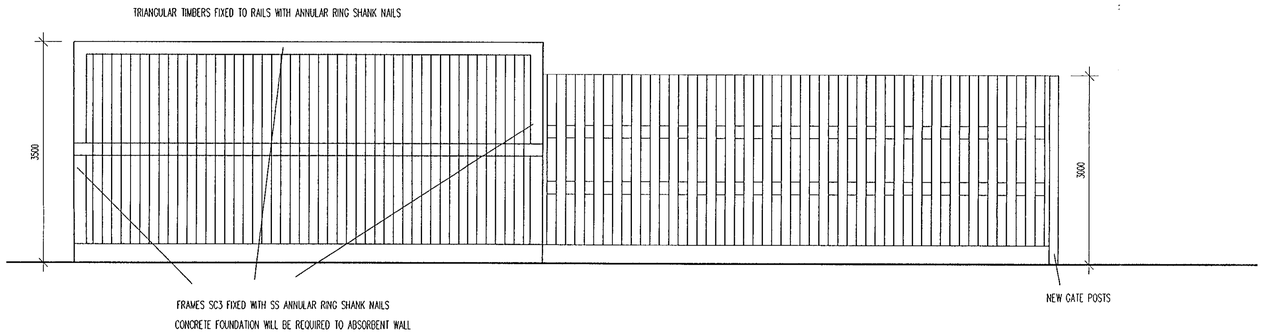

ELEVATION B
SCALE 1:50

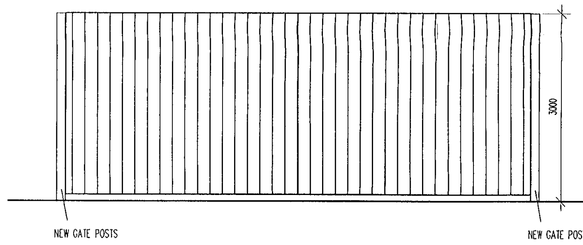

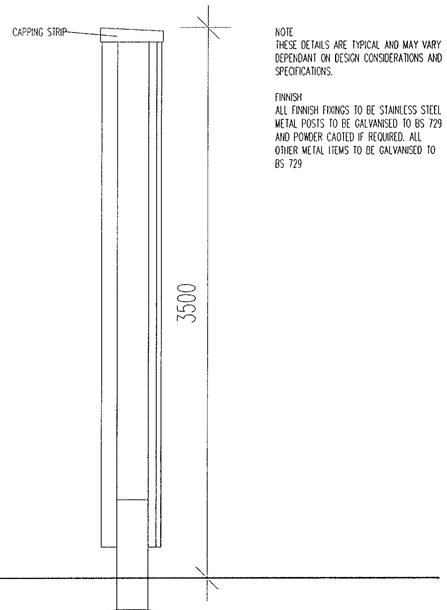

NOTE
THESE DETAILS ARE TYPICAL AND MAY VARY DEPENDANT ON DESIGN CONSIDERATIONS AND SPECIFICATIONS.

FINNISH
ALL FINNISH FIXINGS TO BE STAINLESS STEEL METAL POSTS TO BE GALVANISED TO BS 729 AND POWDER CAOTED IF REQUIRED. ALL OTHER METAL ITEMS TO BE GALVANISED TO BS 729

VERTICAL SECTION THROUGH ABSORBTIVE WALL
N.T.S

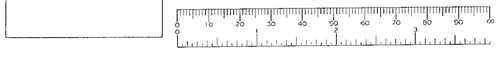

CONCRETE FOUNDATION ST5 OR C20, TO STRUCTURAL ENGINEERS DETAIL

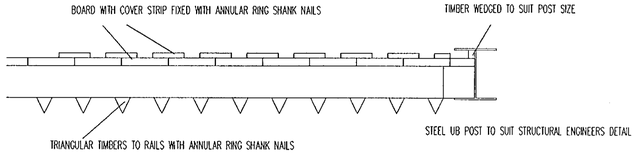

HORIZONTAL SECTION THROUGH ABSORBTIVE FENCE
N.T.S

SUPERSEDED

GENERAL NOTES

This scheme is subject to Town Planning and all other necessary consents.
Dimensions, areas and levels where given are only approximate and subject to site survey.
All dimensions are to be checked on site, do not scale.
This drawing is to be read in conjunction with all relevant consultants' and/or specialists' drawings/documents and any discrepancies or variations are to be notified to the architects before the affected work commences.
All queries relating to design of foundations, floor slabs and any structural elements are to be referred to the structural engineering consultant for resolution.
All feasibility studies are subject to full site survey.
The workmanship of all revelant trades and building operations shall comply with the recommendations of British Standard (BS) 8000:1989 parts 1-15 inclusive.

All design and construction is to be in accordance with the Construction, Design and Management Regulations 1994

SPECIALIST PACKAGES ON THIS DRAWING		
ISSUED FOR CONSTRUCTION.		
SP.	SP.	SP.
SP.	SP.	SP.
SP.	SP.	SP.
SP.	SP.	SP.

REV

CLIENT
J SAINSBURY PLC
XXXX

PROJECT
READING ROAD
WINNERSH

DRAWING
SERVICE YARD
FENCE

CHQ
PARTNERSHIP
ARCHITECTS & BUILDING SURVEYORS
TANNERY HOUSE 23 HIGH STREET
BALDOCK HERTFORDSHIRE SG7 6BE
TEL: 01462 895110 FAX: 01462 895099
E-MAIL: design@chq-architects.co.uk

DATE JAN 2001	DRAWN HAS
SCALE 1:100/50	CHECKED

CHQ 2010-FE1

CAD REF 2010-FE1

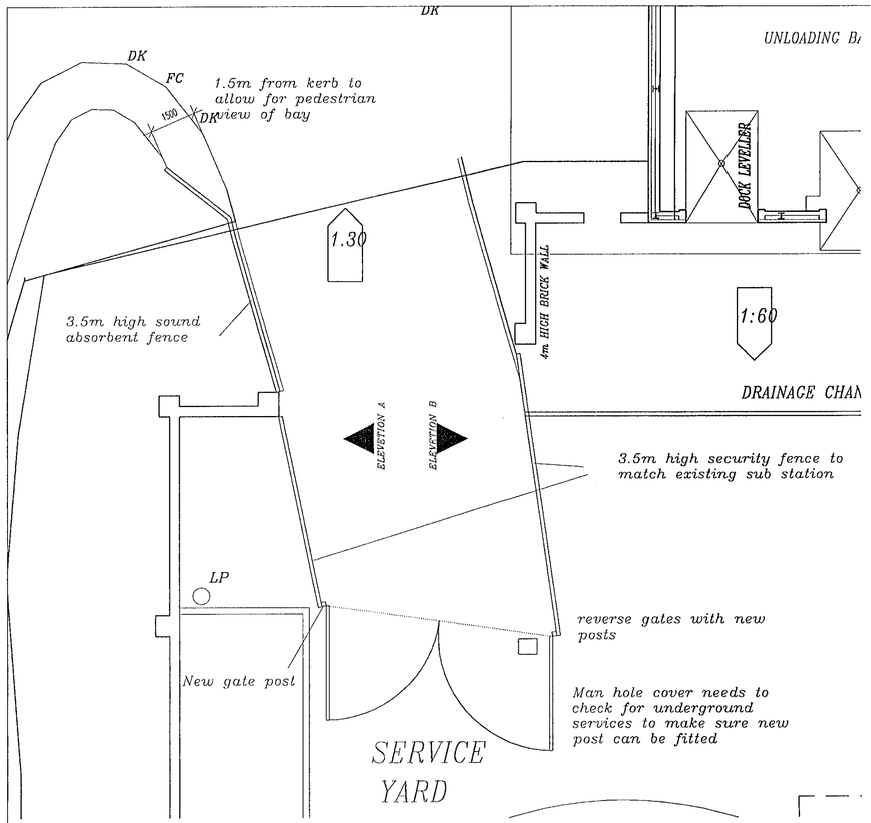

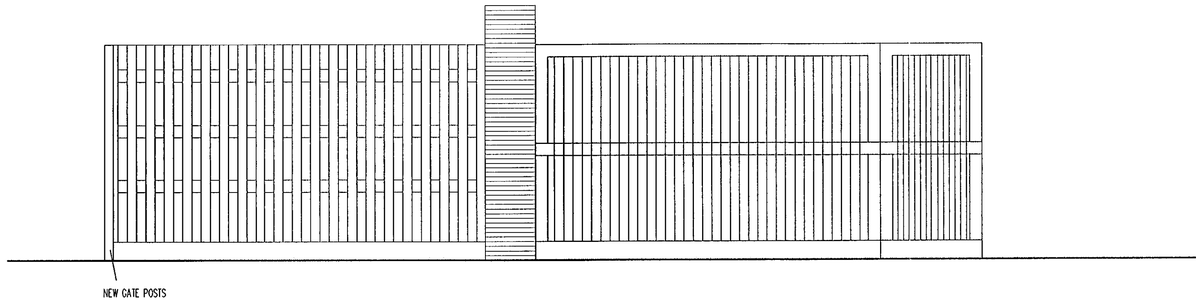

ELEVATION A
SCALE 1:50

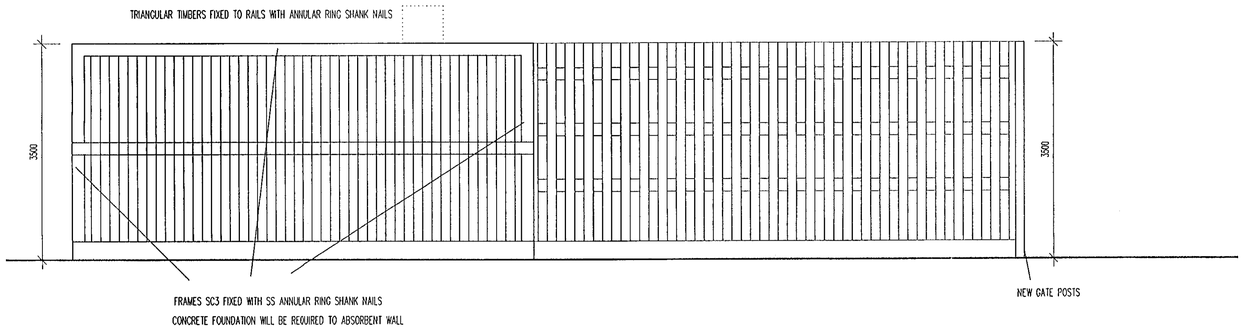

ELEVATION B
SCALE 1:50

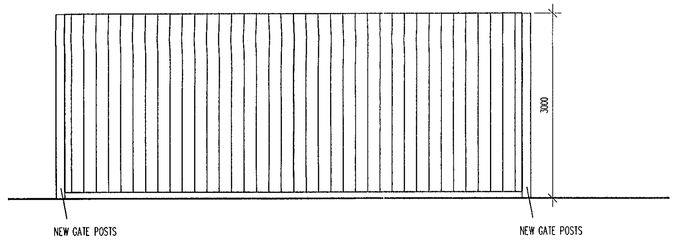

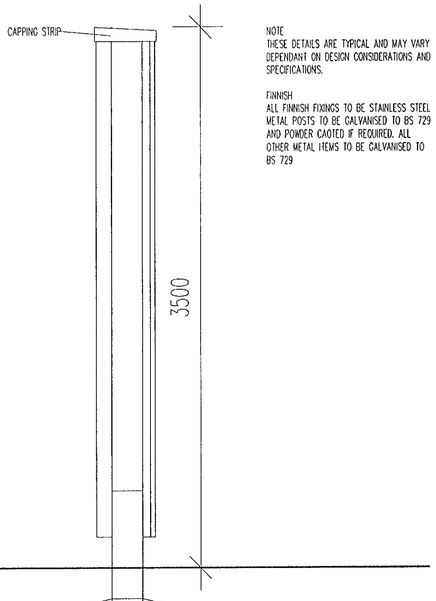

NOTE
THESE DETAILS ARE TYPICAL AND MAY VARY DEPENDANT ON DESIGN CONSIDERATIONS AND SPECIFICATIONS.

FINNISH
ALL FINNISH FIXINGS TO BE STAINLESS STEEL METAL POSTS TO BE GALVANISED TO BS 729 AND POWDER CAOTED IF REQUIRED. ALL OTHER METAL ITEMS TO BE GALVANISED TO BS 729

VERTICAL SECTION THROUGH ABSORBTIVE WALL
N.T.S

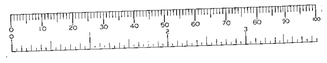

CONCRETE FOUNDATION ST5 OR C20, TO STRUCTURAL ENGINEERS DETAIL

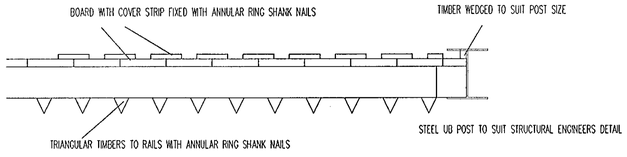

HORIZONTAL SECTION THROUGH ABSORBTIVE FENCE
N.T.S

REVISED PLAN
3269

GENERAL NOTES

This scheme is subject to Town Planning and all other necessary consents.
Dimensions, areas and levels where given are only approximate and subject to site survey.
All dimensions are to be checked on site, do not scale.
This drawing is to be read in conjunction with all relevant consultants' and/or specialists' drawings/documents and any discrepancies or variations are to be notified to the architects before the affected work commences.
All queries relating to design of foundations, floor slabs and any structural elements are to be referred to the structural engineering consultant for resolution.
All feasibility studies are subject to full site survey.
The workmanship of all revelant trades and building operations shall comply with the recommendations of British Standard (BS) 8000:1989 parts 1-15 inclusive.

All design and construction is to be in accordance with the Construction, Design and Management Regulations 1994

SPECIALIST PACKAGES ON THIS DRAWING		
ISSUED FOR CONSTRUCTION.		
SP.	SP.	SP.
SP.	SP.	SP.
SP.	SP.	SP.
SP.	SP.	SP.

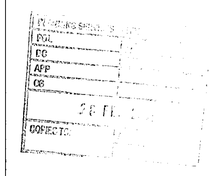

A Elevation A amended, height to security fence changed to 3.5m. Has 26/02/01

REV

CLIENT
J SAINSBURY PLC

PROJECT
READING ROAD
WINNERSH

DRAWING
SERVICE YARD
FENCE

CHQ
PARTNERSHIP
ARCHITECTS & BUILDING SURVEYORS
TANNERY HOUSE 23 HIGH STREET
BALDOCK HERTFORDSHIRE SG7 6BE
TEL: 01462 895110 FAX: 01462 895099
E-MAIL: design@chq-architects.co.uk

DATE JAN 2001	DRAWN HAS
SCALE 1:100/50	CHECKED

CHQ 2010-FE1 A

CAD REF 2010-FE1

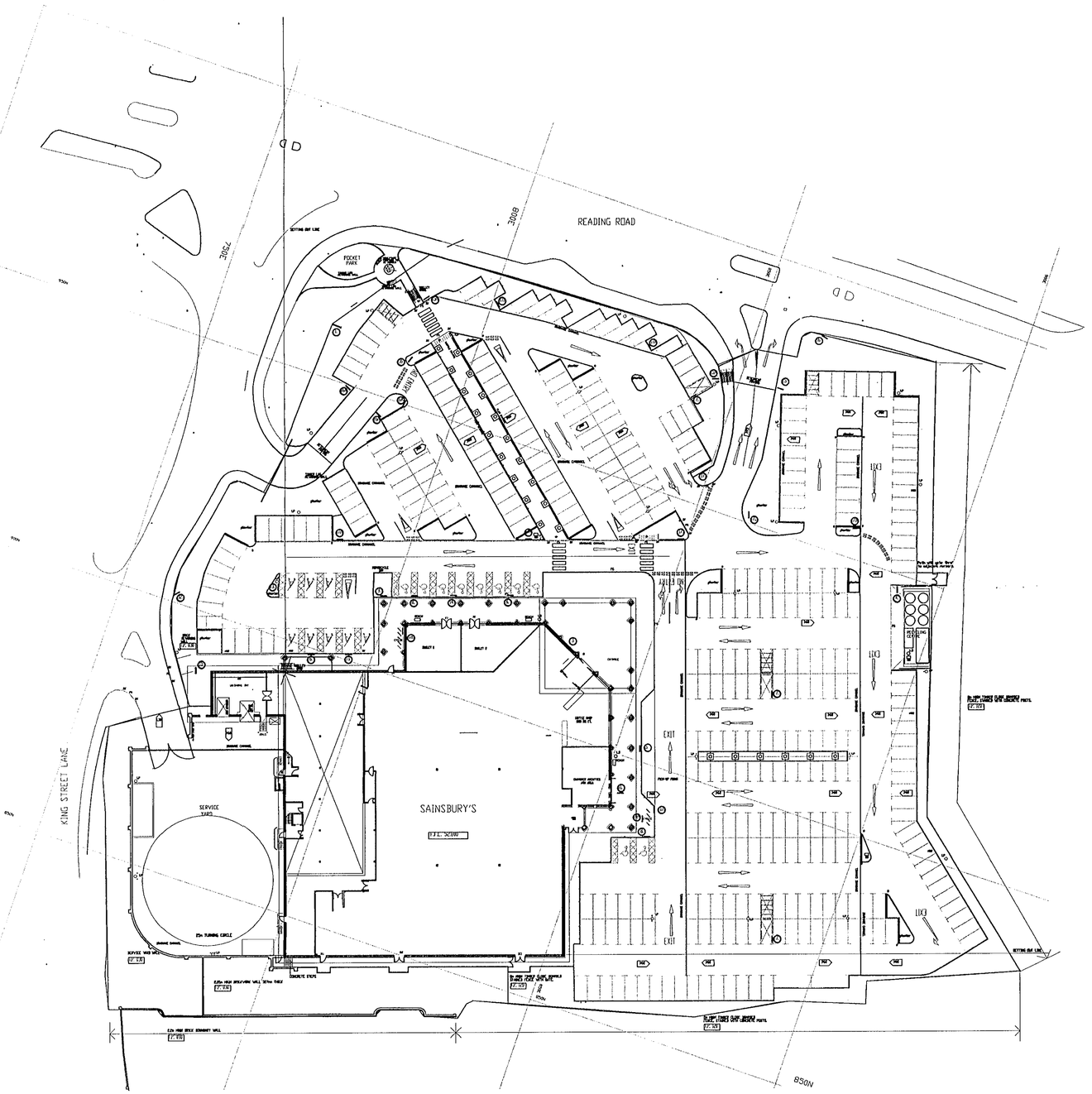

GENERAL NOTES

This scheme is subject to Town Planning and all other necessary consents.
Dimensions, areas and levels where given are only approximate and subject to site survey.
All dimensions are to be checked on site, do not scale.
This drawing is to be read in conjunction with all relevant consultants' and/or specialists' drawings/documents and any discrepancies or variations are to be notified to the architects before the affected work commences.
All queries relating to design of foundations, floor slabs and any structural elements are to be referred to the structural engineering consultant for resolution.
All feasibility studies are subject to full site survey.
The workmanship of all revelant trades and building operations shall comply with the recommendations of British Standard (BS) 8000:1989 parts 1-15 inclusive.

All design and construction is to be in accordance with the Construction, Design and Management Regulations 1994

1. JS THRESHOLD TOTEM
2. WELCOME TO SAINSBURY'S AND TROLLEYS BEYOND THIS POINT
3. WALL MOUNTED SHOPPING HOURS.
4. RECYCLING CENTRE/RECYCLING CENTRE
5. PICK-UP POINT/PICK-UP POINT
6. PARENT & CHILD/PARENT & CHILD
7. TROLLEY BAY/TROLLEY BAY
8. DISABLED/DISABLED
9. MOTER CYCLE/BLANK
10. BICYCLE/BLANK
11. CASH DISPENSER DIRECTION/CASH DISPENSER DIRECTION
12. SAINSBURY DELIVERIES/BLANK
13. SUPPLEMENTARY PARENT & CHILD
14. SUPPLEMENTARY DISABLED
15. - NEW SIGN THANKYOU FOR SHOPPING WELCOME TO SAINSBURY
15A. - NEW SIGN THANKYOU FOR SHOPPING / NO TROLLIES BEYOND THIS POINT WELCOME TO SAINSBURY
15B. - NEW SIGN WELCOME TO SAINSBURY / NO TROLLIES BEYOND THIS POINT
16. - NO ENTRY
16A - NO ENTRY/AHEAD ONLY
17.- EXIT WITH DIRECTION ARROWS DOUBLE SIDED RH EXIT DIRECTION LH EXIT DIRECTION
17A- RH EXIT DIRECTION SINGLE SIDED.
17.- EXIT WITH DIRECTION ARROWS DOUBLE SIDED RH EXIT DIRECTION STRAIGHT UP EXIT DIRECTION
17C- LH EXIT DIRECTION SINGLE SIDED
NOTE- ALL ROAD MARKINGS TO BE DOT STANDARD

31 JAN 2001

REV

CLIENT
J SAINSBURY PLC

PROJECT
READING ROAD
WINNERSH

DRAWING
EXISTING SITE PLAN

CHQ
PARTNERSHIP
ARCHITECTS & BUILDING SURVEYORS
TANNERY HOUSE 23 HIGH STREET
BALDOCK HERTFORDSHIRE SG7 6DE
TEL: 01462 895110 FAX: 01462 895099
E-MAIL: design@chq-architects.co.uk

DATE JAN 2001	DRAWN
SCALE 1:500	CHECKED
CHQ 2010-101	

CAD REF 2010-101

SUPERSEDED