ground floor plan:

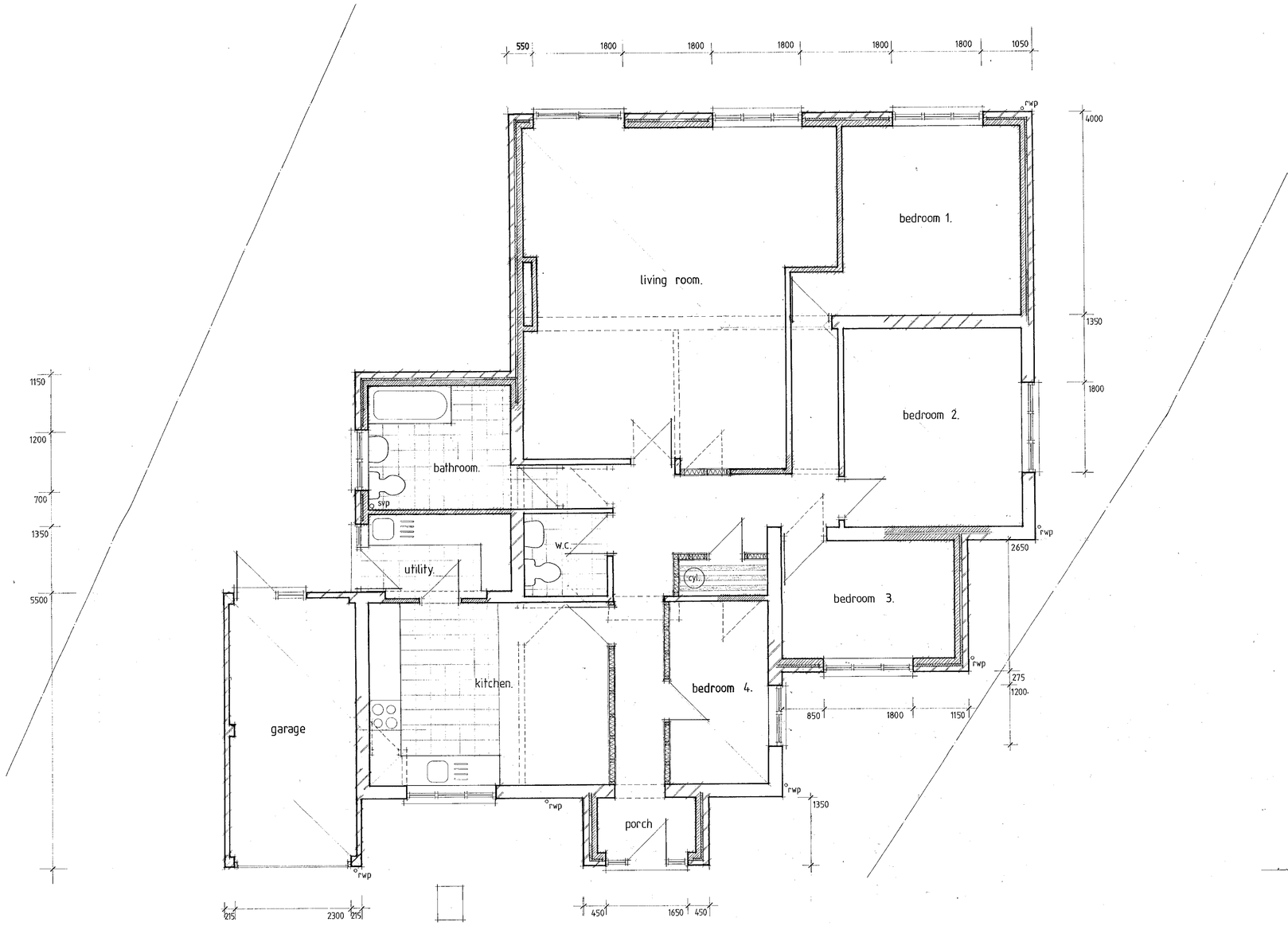



east

elevations:

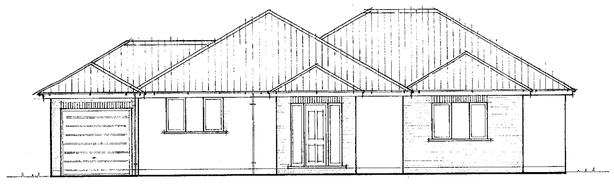

north

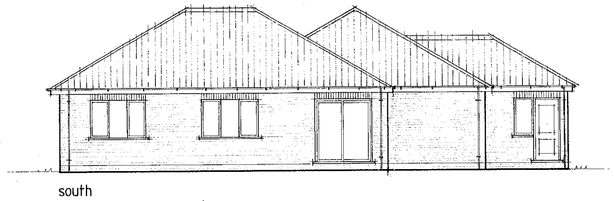

south

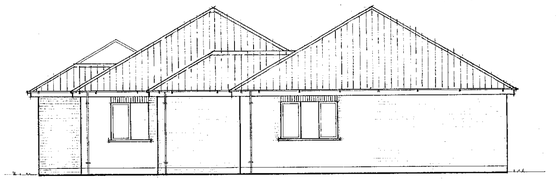

west

NOTES:

1. All dimensions are to be checked on site and not scaled from this drawing.
2. The contractor to visit site prior to commencement of works to check drains, drawing and all dimensions.
3. All dimensions are in millimetres unless otherwise indicated.
4. All work to be carried out to the satisfaction of the Local Authority and to the regulations of the local Gas, Water and Electricity Boards.
5. Work to be executed to all current British Standards and Codes of Practices.
6. All new external finishes to match the existing building in colour and texture.
7. Final selection of joinery components to be agreed with the client.
8. All new lintols to have a minimum 150mm end bearing at both ends.
9. All new windows/doors to be a minimum 1/10th of the room floor area with 1/20th openable.
10. Any drains under building to be encased in 150mm concrete and where passing through walls, to be bridged with reinforced concrete lintols.
11. All new branch drains to be 100mm salt glazed, laid to a fall of 1 in 40, with flexible joints, and bed and surround in 150mm pea shingle.
12. All new sanitary fittings to have 75mm deep seal traps with cleaning access provided at bends/junctions in waste pipes.
13. All new structural timber to be tanalised or similar pressure treated. Structural timbers to be stress graded (G.S.) in accordance with CP.112, and stress loaded to SC3.
14. Where stud partitions run parallel to floor joists, the joists are to be doubled up to provide support.
15. Surface water to discharge into new soakaways which are a minimum 4600mm from the building and to be 1000 x 1000 x 1000mm in dimensions and to be filled with clean hardcore and covered with a 75mm layer of concrete.
16. If found necessary the existing foundations are to be underpinned in sections not exceeding 1000mm - minimum width 750mm - and concrete (1:2:4/20) to be left for 48 hours before the installation of final pinning mix (1:3) semi-dry which is to be well rammed in. Adjacent sections should not be commenced within 48 hours of final pinning.
17. Wall-ties to be provided to each block course adjacent to reveals in cavity walls.
18. Cavity walls to be closed at eaves level with brick/block on edge course.
19. Adjoining owners written consent to be obtained for work on the boundary line, including foundation encroachment prior to commencing work.
    Alternatively 600mm wide deep strip foundation to be used eccentrically loaded.

rev.	description	date
	01.FEB.[illegible] 3276	

ROMAR
building design
and services.

Tel No. 0118 979 3149.

APPROVED

client:
Mr + Mrs M. FRY.

site:
'GRANTLEY'
SCHOOL ROAD
BARKHAM
BERKS.

title:
Proposed extension - proposed details.

scale	date	drawn
1:50 + 1:100.	NOV. 1998.	T.L.

drg. no: ROM / 9830 / 02.

rev.

ground floor plan:

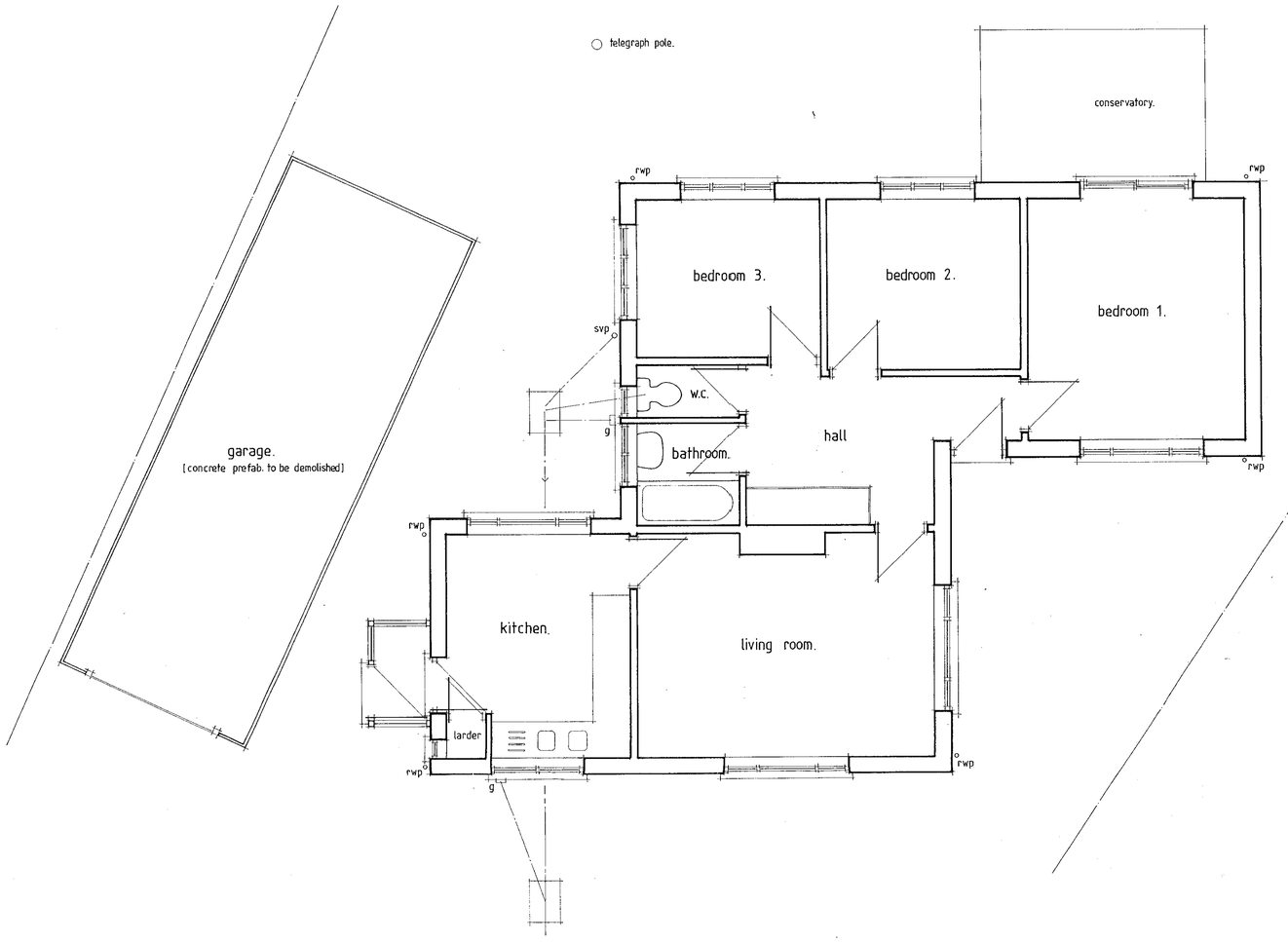

Location Plan:

1:2500

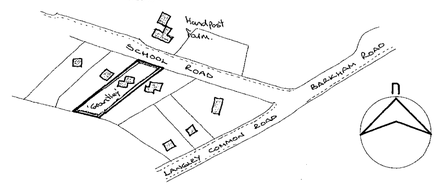

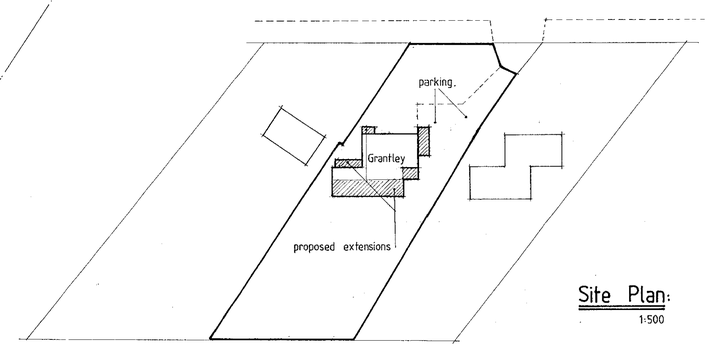

Site Plan:

1:500

elevations:

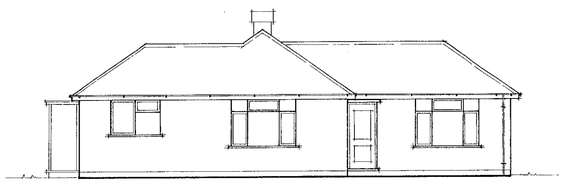
north

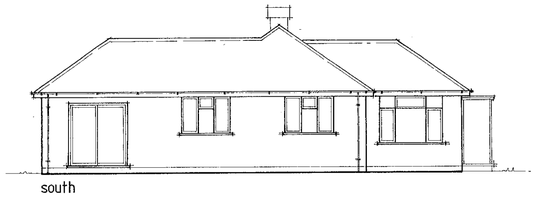
south

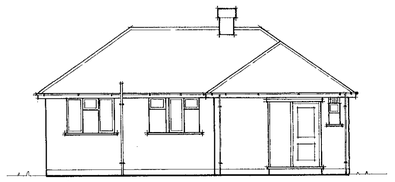
east

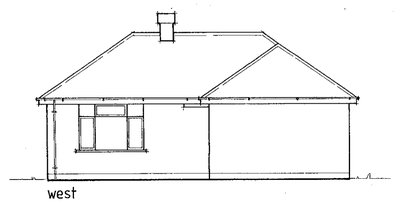
west

01.FEB.2001 • 3276

NOTES:

1. All dimensions are to be checked on site and not scaled from this drawing.
2. The contractor to visit site prior to commencement of works to check drains, drawing and all dimensions.
3. All dimensions are in millimetres unless otherwise indicated.
4. All work to be carried out to the satisfaction of the Local Authority and to the regulations of the local Gas, Water and Electricity Boards.
5. Work to be executed to all current British Standards and Codes of Practices.
6. All new external finishes to match the existing building in colour and texture.
7. Final selection of joinery components to be agreed with the client.
8. All new lintols to have a minimum 150mm end bearing at both ends.
9. All new windows/doors to be a minimum 1/10th of the room floor area with 1/20th openable.
10. Any drains under building to be encased in 150mm concrete and where passing through walls, to be bridged with reinforced concrete lintols.
11. All new branch drains to be 100mm salt glazed, laid to a fall of 1 in 40, with flexible joints, and bed and surround in 150mm pea shingle.
12. All new sanitary fittings to have 75mm deep seal traps with cleaning access provided at bends/junctions in waste pipes.
13. All new structural timber to be tanalised or similar pressure treated. Structural timbers to be stress graded (G.S.) in accordance with CP.112, and stress loaded to SC3.
14. Where stud partitions run parallel to floor joists, the joists are to be doubled up to provide support.
15. Surface water to discharge into new soakaways which are a minimum 4600mm from the building and to be 1000 x 1000 x 1000mm in dimensions and to be filled with clean hardcore and covered with a 75mm layer of concrete.
16. If found necessary the existing foundations are to be underpinned in sections not exceeding 1000mm - minimum width 750mm - and concrete (1:2:4/20) to be left for 48 hours before the installation of final pinning mix (1:3) semi-dry which is to be well rammed in. Adjacent sections should not be commenced within 48 hours of final pinning.
17. Wall-ties to be provided to each block course adjacent to reveals in cavity walls.
18. Cavity walls to be closed at eaves level with brick/block on edge course.
19. Adjoining owners written consent to be obtained for work on the boundary line, including foundation encroachment prior to commencing work.
    Alternatively 600mm wide deep strip foundation to be used eccentrically loaded.

rev.	description	date

ROMAR
building design
and services.

Tel No. 0118 979 3149.

client:
Mr + Mrs M. FRY.

site:
'GRANTLEY'
SCHOOL ROAD
BARKHAM
BERKS

title:
Proposed extension - existing details.

scale	date	drawn
1:50 + 1:100.	OCT. 1998.	T.L.

drg. no:	rev.
ROM / 9830 / 01.	A

TPR 173

ground floor plan:

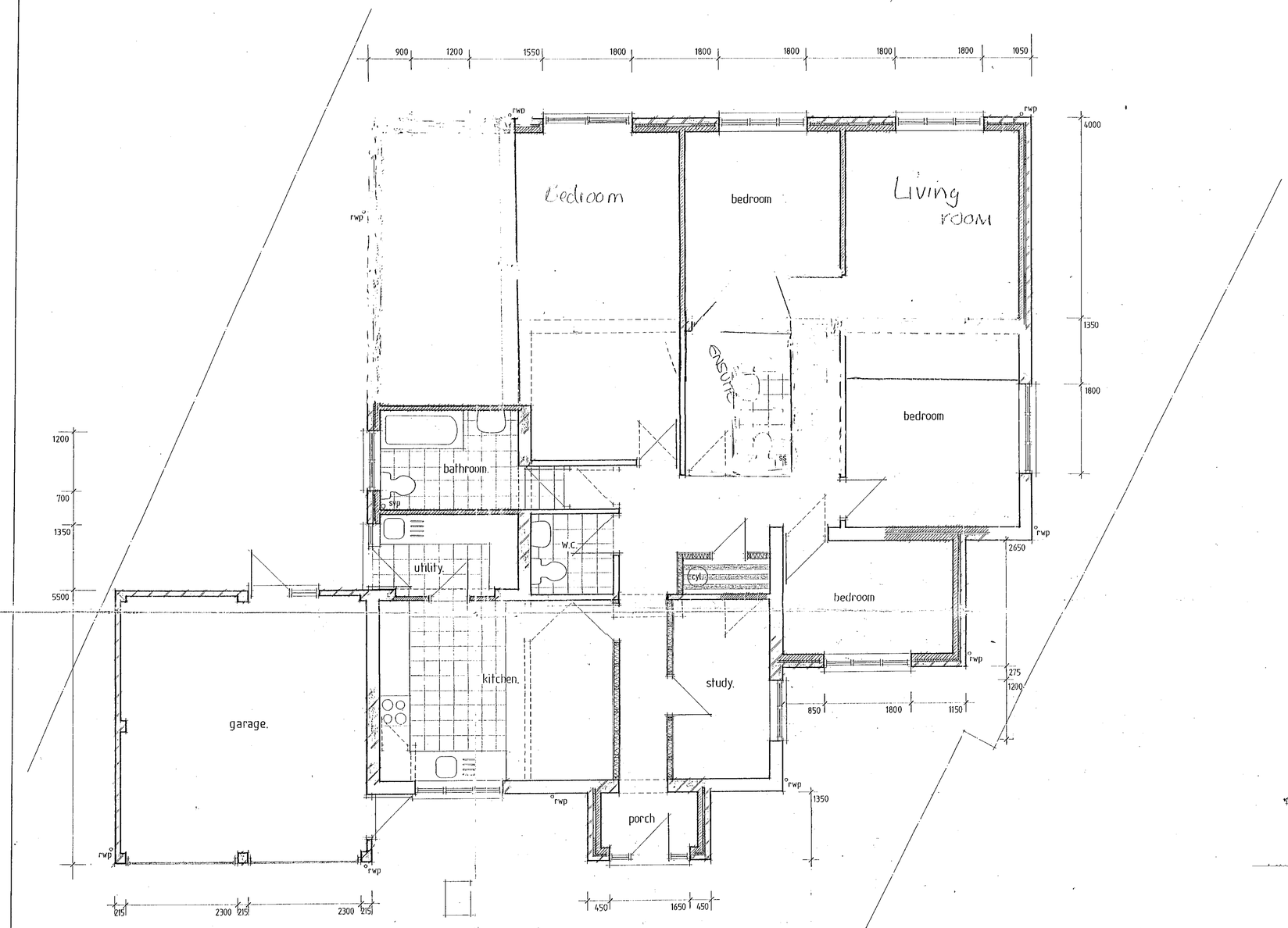

elevations:

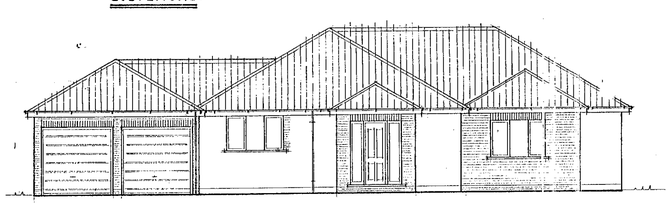

north

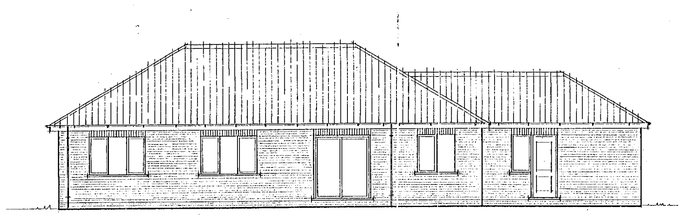

south

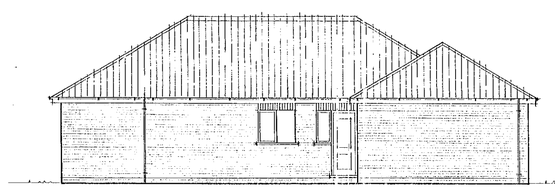

east

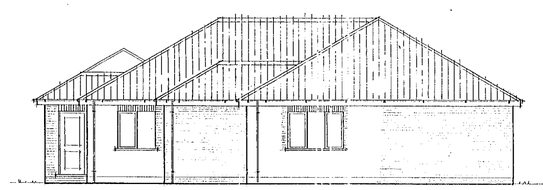

west

NOTES:

1. All dimensions are to be checked on site and not scaled from this drawing.
2. The contractor to visit site prior to commencement of works to check drains, drawing and all dimensions.
3. All dimensions are in millimetres unless otherwise indicated.
4. All work to be carried out to the satisfaction of the Local Authority and to the regulations of the local Gas, Water and Electricity Boards.
5. Work to be executed to all current British Standards and Codes of Practices.
6. All new external finishes to match the existing building in colour and texture.
7. Final selection of joinery components to be agreed with the client.
8. All new lintols to have a minimum 150mm end bearing at both ends.
9. All new windows/doors to be a minimum 1/10th of the room floor area with 1/20th openable.
10. Any drains under building to be encased in 150mm concrete and where passing through walls, to be bridged with reinforced concrete lintols.
11. All new branch drains to be 100mm salt glazed, laid to a fall of 1 in 40, with flexible joints, and bed and surround in 150mm pea shingle.
12. All new sanitary fittings to have 75mm deep seal traps with cleaning access provided at bends/junctions in waste pipes.
13. All new structural timber to be tanalised or similar pressure treated. Structural timbers to be stress graded (G.S.) in accordance with CP.112, and stress loaded to SC3.
14. Where stud partitions run parallel to floor joists, the joists are to be doubled up to provide support.
15. Surface water to discharge into new soakaways which are a minimum 4600mm from the building and to be 1000 x 1000 x 1000mm in dimensions and to be filled with clean hardcore and covered with a 75mm layer of concrete.
16. If found necessary the existing foundations are to be underpinned in sections not exceeding 1000mm - minimum width 750mm - and concrete (1:2:4/20) to be left for 48 hours before the installation of final pinning mix (1:3) semi-dry which is to be well rammed in. Adjacent sections should not be commenced within 48 hours of final pinning.
17. Wall-ties to be provided to each block course adjacent to reveals in cavity walls.
18. Cavity walls to be closed at eaves level with brick/block on edge course.
19. Adjoining owners written consent to be obtained for work on the boundary line, including foundation encroachment prior to commencing work.
    Alternatively 600mm wide deep strip foundation to be used eeccentrically loaded.

PLANNING SERVICES | HPT | TLS | CN | 18 JAN 2001 | COPIES TO: | ACK: | FILE:

rev.	description	date

ROMAR
building design
and services

client:
Mr + Mrs M. FRY. 01189760466

site:
'GRANTLEY'
SCHOOL ROAD
BARKHAM
BERKS.

title:
Proposed extension - proposed details.

scale	date	drawn
1:50 + 1:100.	NOV. 1998.	T.L.

drg. no:	rev.
ROM / 9830 / 02.	