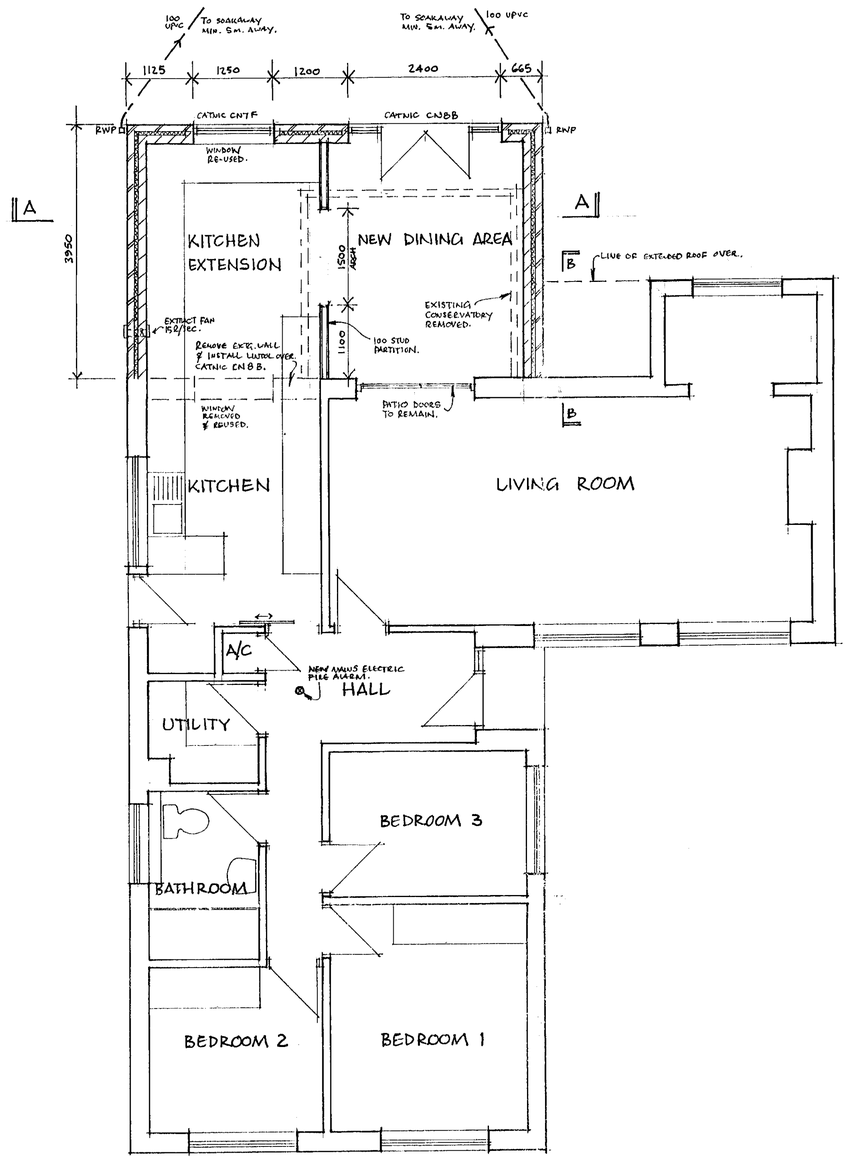

GROUND FLOOR PLAN 1:50

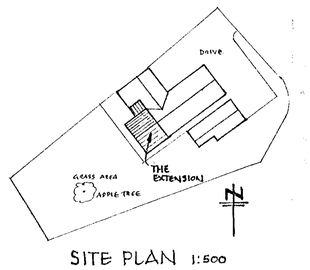

SITE PLAN 1:500

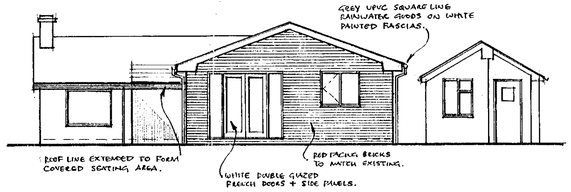

REAR ELEVATION (SW) 1:100

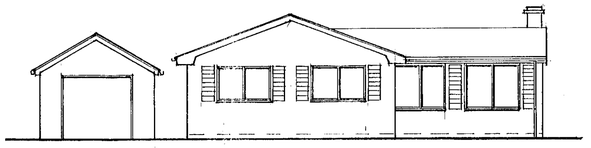

FRONT ELEVATION (NE) 1:100

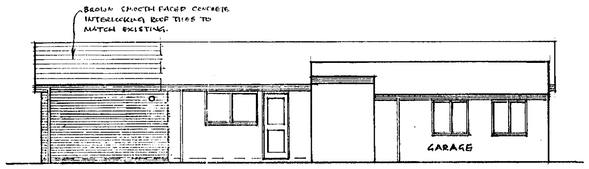

SIDE ELEVATION (SE) 1:100

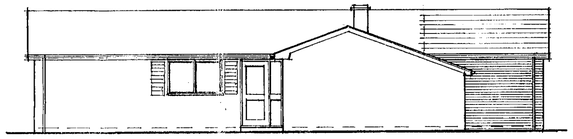

SIDE ELEVATION (NW) 1:100

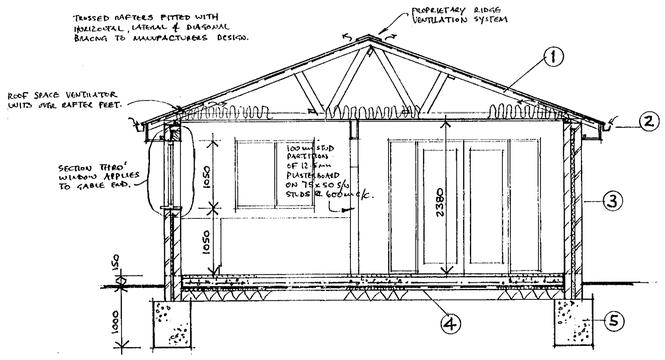

SECTION A-A 1:50

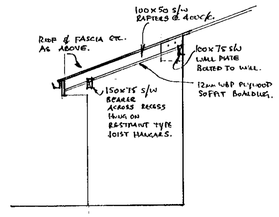

SECTION B-B 1:50

CONSTRUCTION NOTES

1. ROOF CONSTRUCTION
BROWN SMOOTH FACED CONCRETE INTERLOCKING ROOF TILES TO MATCH EXIST. ON 38x25mm S/W TREATED BATTENS OVER UNDERSLATE FELT OVER SOFTWOOD TREATED TRUSSED RAFTERS TO MANUFACTURERS DESIGN INCLUDING HORIZONTAL, LATERAL & DIAGONAL BRACING.
CEILING LINED WITH 12.5m PLASTERBOARD & SKIM COAT PLASTER FINISH & OVERLAID WITH 200mm QUILT INSULATION.
RAFTERS BEARING ONTO 100 x 50mm S/W TREATED WALL PLATE BEDDED IN MORTAR & TIED DOWN TO WALLS USING 30 x 5mm GALV. M.S. FIXING STRAPS AT 1800m c/c. AND 3 RAFTERS TO BE TIED TO GABLE WALL WITH SIMILAR GALV. M.S. STRAPS.

2. EAVES CONSTRUCTION
100mm GREY SQUARE LINE UPVC GUTTERS ON 25mm WHITE PAINTED WBP PLYWOOD FASCIA & 6mm WBP PLYWOOD SOFFIT BOARD. PROVIDE PROPRIETARY OVER FASCIA VENTILATION SYSTEM WITH ROOF SPACE VENTILATOR UNITS OVER RAFTERS TO CLEAR INSULATION.

3. EXTERNAL WALL CONSTRUCTION
CAVITY WALL CONSTRUCTION OF 100 mm FACING BRICKWORK, 50mm CAVITY FULLY INSULATED WITH 50m ROCKWOOL INSULATION BATTS, 100mm THERMALITE 'TURBO' INSULATING BLOCK INNER SKIN WITH 12mm 2 COAT PLASTER FINISH. PROVIDE GALV. M.S. TIES AT 900mm c/c HORIZONTALLY AND 450mm c/c VERTICALLY STAGGERED & ALROUND OPENINGS. ALL CAVITIES TO BE CLOSED AROUND OPENINGS USING INSULATING BLOCKWORK & FITTED WITH VERTICAL D.P.C.'S.
PROVIDE HORIZONTAL DPC 150mm ABOVE GROUND LEVEL.
PROVIDE INSULATED GALV. STEEL LINTOLS OVER OPENINGS WITH MIN. 150mm END BEARINGS - REFERENCE AS INDICATED ON PLAN.
NEW WALLS CONNECTED TO EXISTING USING 'PURFIX' CROCODILE PROFILE WALL CONNECTOR PLATES INSTALLED IN ACCORDANCE WITH MANUFACTURERS INSTRUCTIONS.

4. GROUND FLOOR SLAB
50mm 1:3 CEMENT/SAND SCREED OVER 150mm THICK SUSPENDED CONCRETE SLAB (REINFORCED WITH B785 MESH) OVER 2000G VISQUEEN POLYTHENE DAMP PROOF MEMBRANE OVER 50mm ROCKWOOL FLOOR SLAB INSULATION AND 150mm THICK WELL COMPACTED SAND BLINDED HARDCORE.
(FLOOR SLAB SPANNING FROM BACK WALL OF EXISTING HOUSE TO GABLE WALL OF EXTENSION - SPAN 3.7m, CONSTRUCT BRICK BEARER WALL ON EXISTING FOUNDATION ALONG BACK WALL OF EXISTING HOUSE TO TAKE EDGE OF NEW SLAB).

5. FOUNDATIONS
600mm WIDE TRENCH FILL CONCRETE FOUNDATIONS MIN. 1000 mm DEEP TO SUIT GROUND CONDITIONS TO L.A. INSPECTORS APPROVAL.

VENTILATION
PROVIDE PROPRIETARY ROOF VOID VENTILATION SYSTEMS AS NOTED ABOVE.
PROVIDE MECHANICAL EXTRACT VENTILATION TO KITCHEN EXTENSION RATED AT 15L/SEC.
PROVIDE TRICKLE VENTILATION TO NEW WINDOWS WITH 8000mm² FREE AREA.

GLAZING
NEW GLAZING TO FRENCH DOORS & SIDE PANELS TO BE DOUBLE GLAZED IN 6mm LAMINATED SAFETY GLASS.

SURFACE WATER DRAINAGE
NEW UNDERGROUND SURFACE WATER DRAINS TO BE RUN IN 100mm ø UPVC PIPES BEDDED & SURROUNDED IN PEA SHINGLE & LAID AT 1:40 FALL DRAINING TO RUBBLE FILLED SOAKAWAY MIN. 5m FROM BUILDING & SIZED TO SUIT GROUND CONDITIONS TO L.A. APPROVAL.

SMOKE ALARM
PROVIDE MAINS SUPPLY SMOKE ALARM IN EXISTING HALLWAY.

HEATING
EXTEND HEATING INSTALLATION FROM EXISTING SYSTEM & PROVIDE NEW TEMPERATURE / ZONE & TIMER CONTROLS. HEATING ENGINEER TO CHECK SUITABILITY OF EXISTING BOILER TO TAKE ADDITIONAL HEATING LOAD.

ELECTRICS
EXTEND ELECTRICAL INSTALLATION TO NEW EXTENSION ALL IN ACCORDANCE WITH LATEST IEE REGULATIONS.

PROPOSED SINGLE STOREY REAR EXTENSION AT 'FELLIES', DAVIS WAY, HURST, BERKS, RG10 0TR.
FOR
MR. J. RAYNER
JANUARY 2000

03.FEB.2000* 0517

APPROVED
20/3/00