

MAIN STRUCTURE FORMED IN 2 SHEETS OF PLASTERBOARD, TAPE & JOINTED TO CURVED TRADITIONAL STUDS WITHIN. OUTER SKIN TO STOP SHORT OF TOP CAPPING TO FORM A 5mm FLASH-GAP. AT SKIRTING, OUTER SKIN TO STOP SHORT 125mm AND KICK PLATE FORMED WITH 125mm BRUSHED METAL LAMINATE TO MATCH 18mm CAPPING PIECE. OVERALL HEIGHT, 1100mm. ALL EXPOSED EDGES TO HAVE NECESSARY BEADS & TRIMS TO PROTECT VULNERABLE AREAS. THE WORKING SURFACE TO BE AT 720mm, FORMED IN 18mm MDF, WITH MARMOLEUM SHEET FINISH. A 25x25mm HARDWOOD LIPPING (PENCIL ROUNDED) TO BE APPLIED TO FRONT & TWO SIDE EDGES. AN 18mm SHEET (OAK VENEERED) IS TO FORM THE END SUPPORT, WITH DISCRETE BLOCKING & FIXINGS CARRYING WORKTOP, WITH ANY BRACKETS KEPT TO A MINIMUM.
WORKTOP TO HAVE 2 No. 80mm GROMMETS, ACCESSING 2 No. DSSO's LOCATED BELOW.

SECTION THROUGH DESK

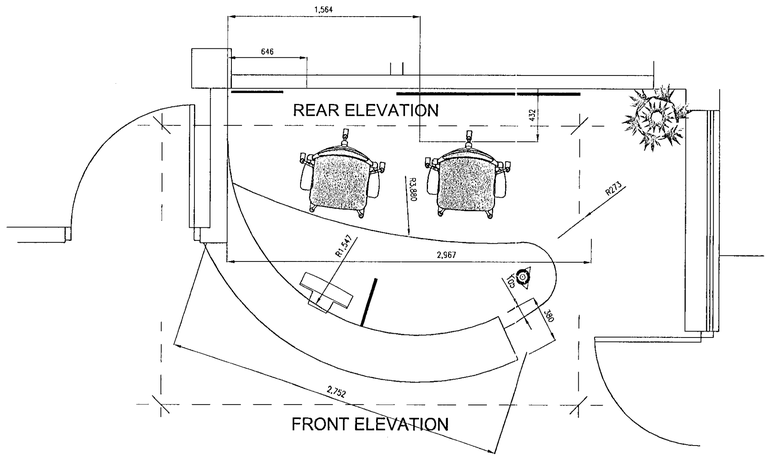

SECTIONAL PLAN OF RECEPTION

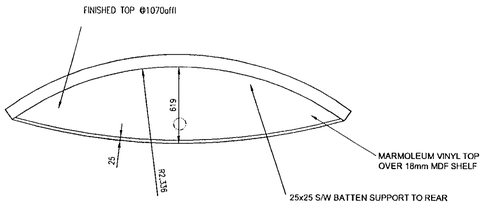

SECTIONAL PLAN OF PHOTOCOPY WORKTOP

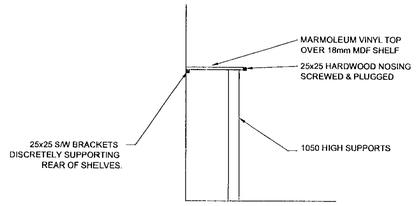

TYPICAL SECTION - SHELF SUPPORT LEGS

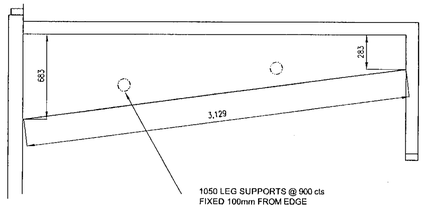

SECTIONAL PLAN OF TRAINING BREAKOUT WORKTOP

NOTE:

This drawing is protected under Copyright and at no time should any portion of this drawing be reproduced or copied without the permission of Morgan Lovell.

Please note all sub-contractors drawings are subject to approval by Morgan Lovell or their consultants.

For the avoidance of doubt, we wish to clarify that all designs and any costings derived from them, is subject only to all reasonable skill and care.

Do not scale from this drawing, check dimensions on site. Subject to statutory approval & Site survey.

Building outline taken from drawings provided.

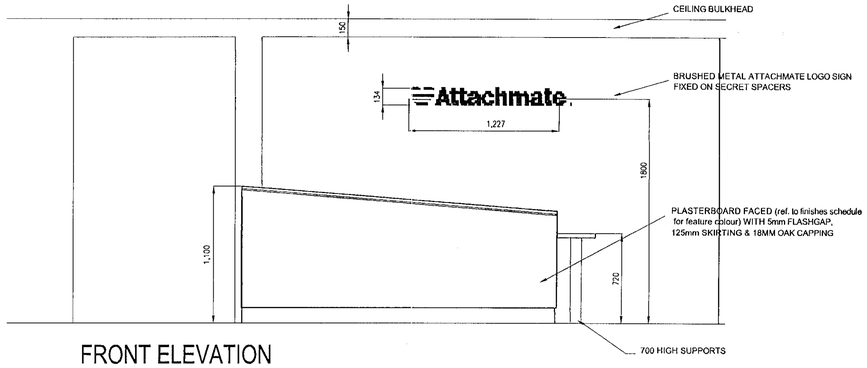

FRONT ELEVATION

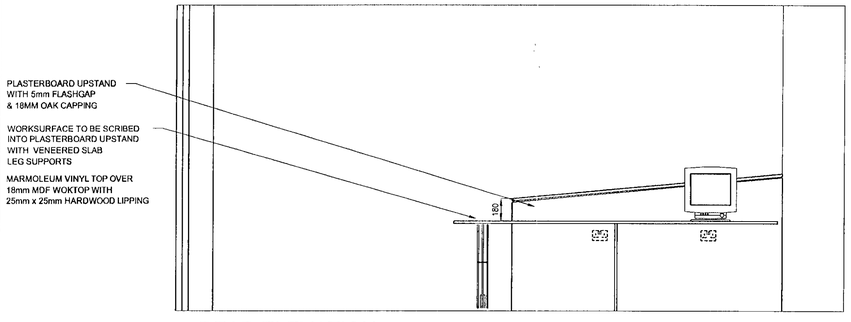

REAR ELEVATION

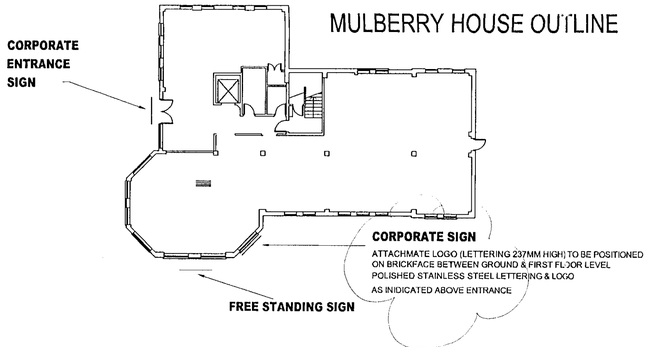



ELEVATION OF ENTRACE DOORS CORPORATE SIGNAGE

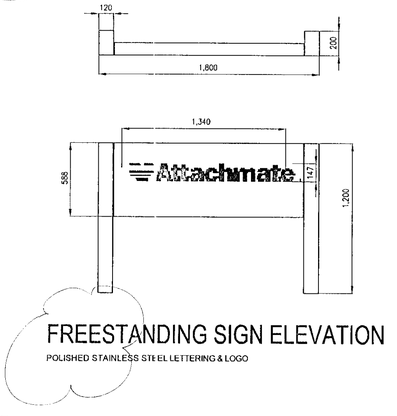

FREESTANDING SIGN ELEVATION

POLISHED STAINLESS STEEL LETTERING & LOGO

Rev	Revision	By	DC No.

Status

- = Preliminary/Information
- = Approval/Comment
- = Contract
- = As Built
- = Construction
- = Building Control

Designed by / drawn by: IANK

Checked by / date: Proj Co-or / Con Mgr

MORGAN LOVELL
THE WORKPLACE SPECIALIST

FS13724

Morgan Lovell
Ascot House, Finchampstead Road,
Wokingham, Berks RG40 2NW
Telephone: 0118 989 5300 Fax: 0118 989 5301
Email: mlregions@morganlovell.co.uk
http://www.morganlovell.co.uk

Client: ATTACHMATE

Project: Mulberry House, Wokingham, Berkshire

Drawing: RECEPTION DETAILS

Scale		Date		
1:20		11.01.00		
Project no.	Sequential	Bldg/Floor	Detail	Rev.
A9115	04	1/0	DT	G

SLO No. XX1

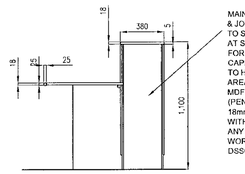

MAIN STRUCTURE FORMED IN 2 SHEETS OF PLASTERBOARD, TAPE & JOINTED TO CURVED TRADITIONAL STUDS WITHIN. OUTER SKIN TO STOP SHORT OF TOP CAPPING TO FORM A 5mm FLASH GAP. AT SKIRTING, OUTER SKIN TO STOP SHORT 125mm AND KICK PLATE FORMED WITH 125mm BRUSHED METAL LAMINATE TO MATCH 18mm CAPPING PIECE. OVERALL HEIGHT, 1100mm. ALL EXPOSED EDGES TO HAVE NECESSARY BEADS & TRIMS TO PROTECT VULNERABLE AREAS. THE WORKING SURFACE TO BE AT 720mm, FORMED IN 18mm MDF, WITH MARMOLEUM SHEET FINISH. A 25x25mm HARDWOOD LIPPING (PENCIL ROUNDED) TO BE APPLIED TO FRONT & TWO SIDE EDGES. AN 18mm SHEET (OAK VENEERED) IS TO FORM THE END SUPPORT, WITH DISCRETE BLOCKING & FIXINGS CARRYING WORKTOP, WITH ANY BRACKETS KEPT TO A MINIMUM.
WORKTOP TO HAVE 2 No. 80mm GROMMETS, ACCESSING 2 No. DSSO's LOCATED BELOW.

SECTION THROUGH DESK

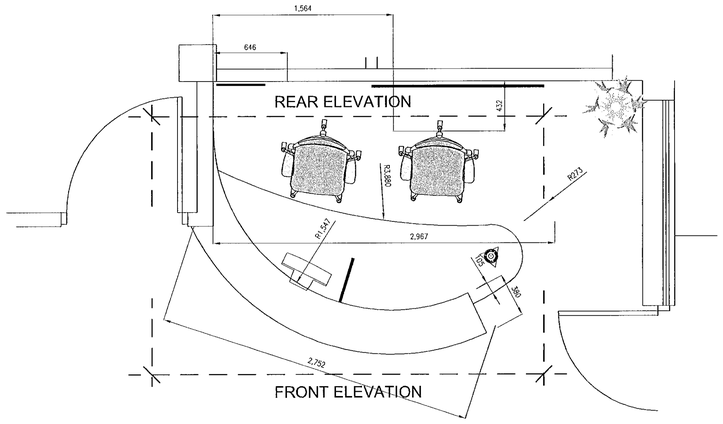

SECTIONAL PLAN OF RECEPTION

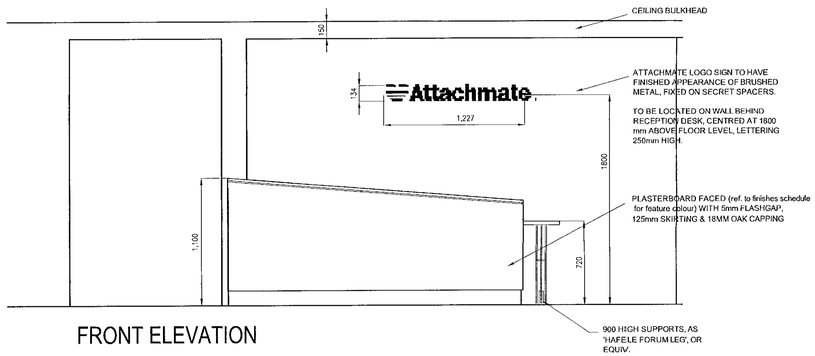

FRONT ELEVATION

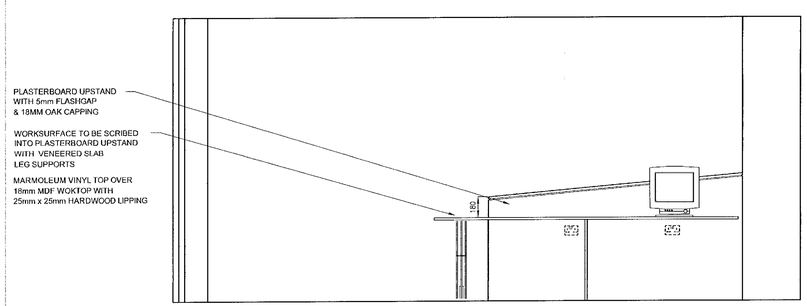

REAR ELEVATION

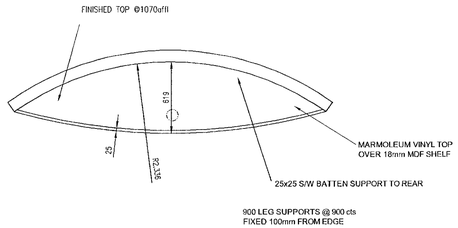

SECTIONAL PLAN OF PHOTOCOPY WORKTOP

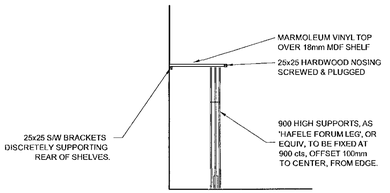

TYPICAL SECTION - SHELF SUPPORT LEGS

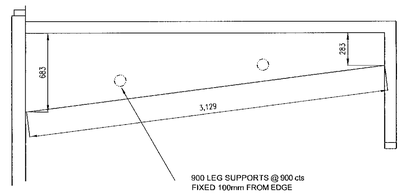

SECTIONAL PLAN OF TRAINING BREAKOUT WORKTOP

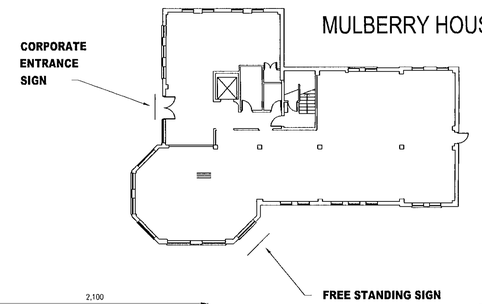



ELEVATION OF ENTRACE DOORS CORPORATE SIGNAGE

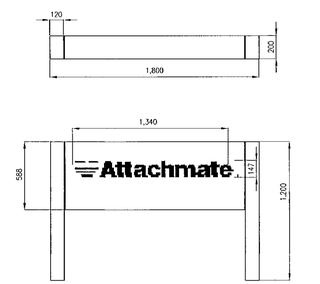

FREESTANDING SIGN ELEVATION

NOTE:

This drawing is protected under Copyright and at no time should any portion of this drawing be reproduced or copied without the permission of Morgan Lovell.

Please note all sub-contractors drawings are subject to approval by Morgan Lovell or their consultants.

For the avoidance of doubt, we wish to clarify that all designs and any costings derived from them, is subject only to all reasonable skill and care.

Do not scale from this drawing, check dimensions on site. Subject to statutory approval & Site survey.

Building outline taken from drawings provided.

Rev	Revision	By	DC No.

Status

- ☐ = Preliminary/Information
- ☐ = Approval/Comment
- ☐ = Contract
- ☐ = As Built
- ☐ = Construction
- ☐ = Building Control

Designed by / drawn by: TANK

Checked by / date: Proj Co-ord / Con Mgr

MORGAN LOVELL
THE WORKPLACE SPECIALIST

FS13724

Morgan Lovell
Ascot House, Finchampstead Road,
Wokingham, Berks RG40 2NW
Telephone: 0118 989 5300 Fax: 0118 989 5301
Email: mlveglens@morganlovell.co.uk
http://www.morganlovell.co.uk

Client: ATTACHMATE

Project: Mulberry House, Wokingham, Berkshire

Drawing: RECEPTION DETAILS

Scale	Date			
1:20	11.01.06			
Project no	Sequential	Bldg/Floor	Detail	Rev
A9115	04	1/0	DT	E

SEQ No. 204

29.FEB.2000 07:14

APPROVED