

Existing Front Elevation

1 : 100

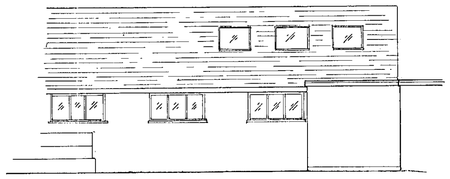

Existing Side Elevation

1 : 100

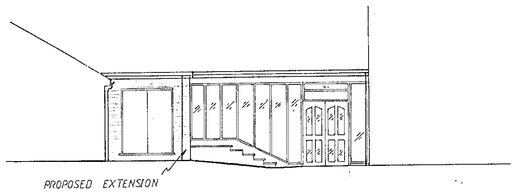

Proposed Front Elevation

1 : 100

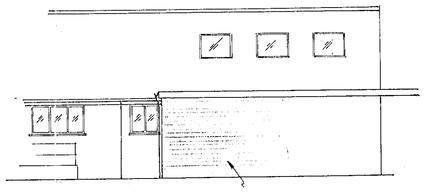

Proposed Side Elevation

1 : 100

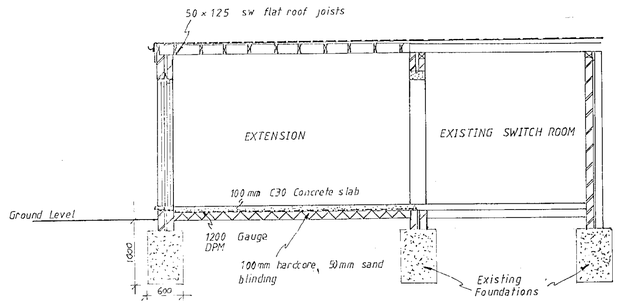

Section A-A

1 : 50

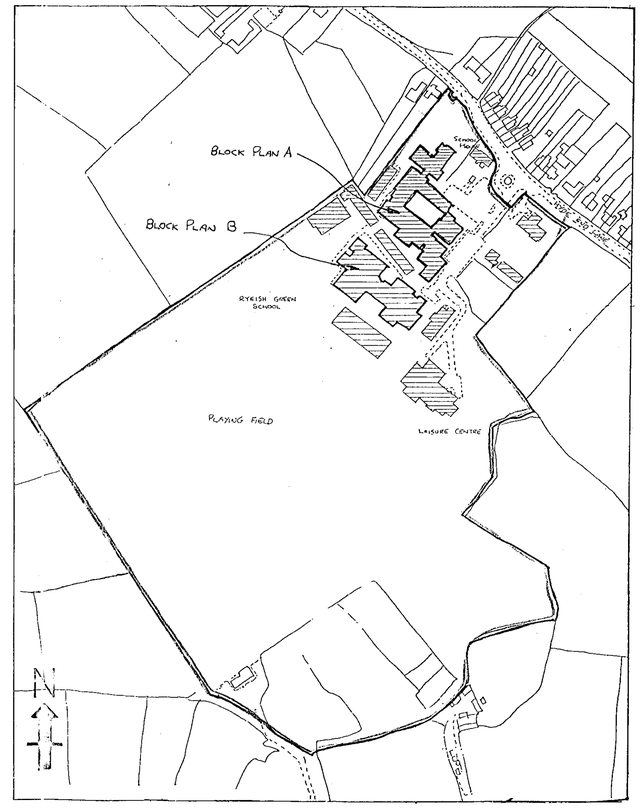

Location Plan

1 : 2500

Construction Notes

Foundations :- Size as indicated on drawings and to 1.0 m deep to local authority approval. Walls below ground to be dense concrete blockwork. RC lintels to support walls where drains pass through.

Ground Slab :- 100 mm clean, compacted hardcore with 50 mm sand blinding, covered with 1200 gauge damp proof membrane. 125 mm C30 concrete slab.

Walls :- 250 mm cavity walls of 100 mm face brickwork (colour and type to match existing), 50 mm cavity and 100 mm thick lightweight concrete block. All cavities to be closed around openings, verges and at eaves level including DPC's. S/S wall ties spaced 900 mm horizontally and 450 mm vertically staggered and at 225 mm centres around openings. DPC to be min. 150 mm above ground level. Horizontal and vertical DPC's to all cavity closures and openings. Cavity tray DPC over lintels of openings.

Lintels :- If L/S lintel over external door opening, precast concrete lintels 65 x 100 mm (2 nr) over internal opening. Lintels to have min. end bearing of 150 mm. If lintel to have tray DPC over.

Roof :- 3 layers built up felt (with min. 10 yr guarantee) hot bonded to 18 mm WBP plywood laid on firrings to falls. 50 x 125 flat roof joists at 400 mm c/c fixed to 50 x 100 mm wallplate laid on brickwork skin of existing building and blockwork inner skin of new cavity construction secured with 5 x 30 x 1200 mm galv. ms straps at 2000 mm c/c. White PVCu fascia boards to be fitted size to match existing.

Rainwater :- 115 mm half round PVCu gutters and 64 mm downpipes as shown. New surface water drains as shown, to be 100 mm ϕ PVCu with flexible joints bedded and surrounded with 150 mm pea shingle to falls.

Timber :- All timber to be vacuum impregnated with preservative.

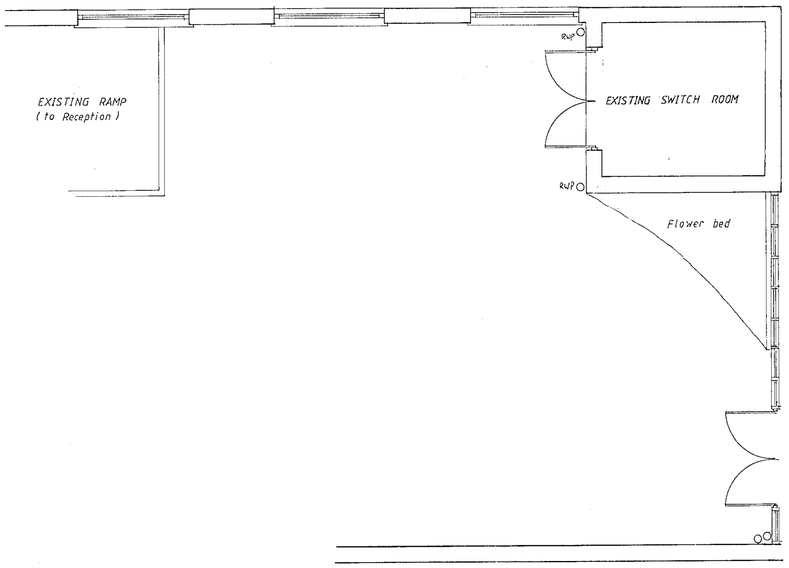

Existing Plan

1 : 50

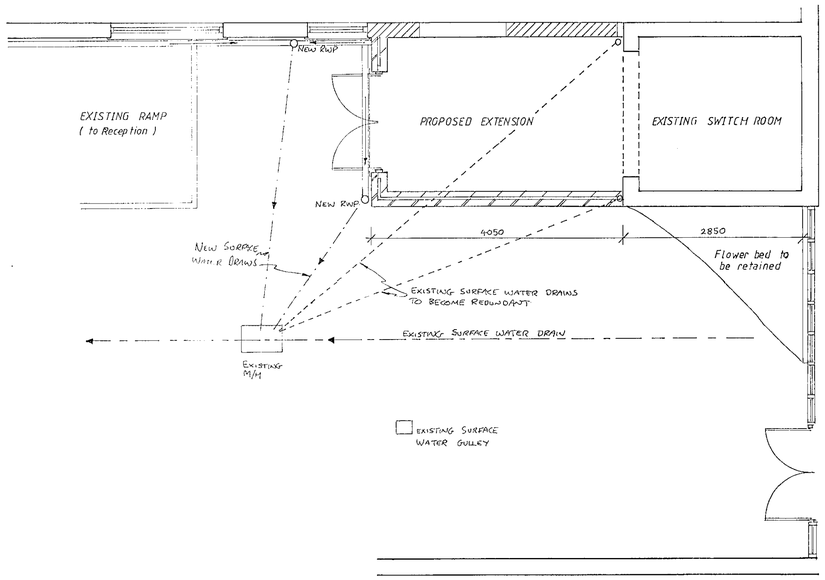

Proposed Plan

1 : 50

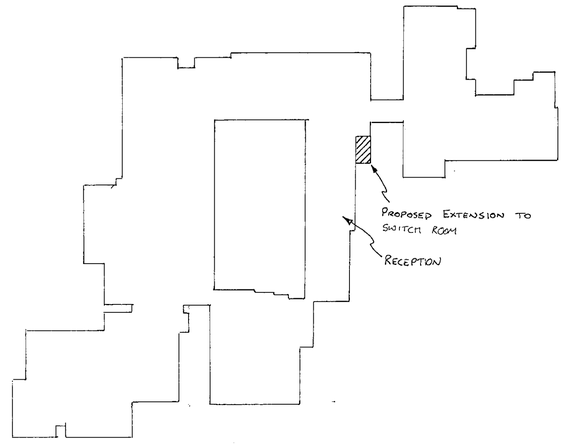

Block Plan A

1 : 500

14.JUN.2000* 1756

APPROVED

TITLE Proposed Switch Room Ryeish Green School		
CLIENT Wokingham District Council		
SCALE	DRAWN AGP	DATE 5-6-00
DWG No. 13 FILE NAME 99/00 (OX.090)	REV	

PETER NORTH & PARTNERS
Chartered Surveyors
Building Surveyors
Quantity Surveyors
42 UPPER HIGH STREET
THAME
OXON OX9 2DW
TEL: 01844 261222
FAX: 01844 261190
PNP ESTABLISHED 1948

Hobs Reprographics (A) 12