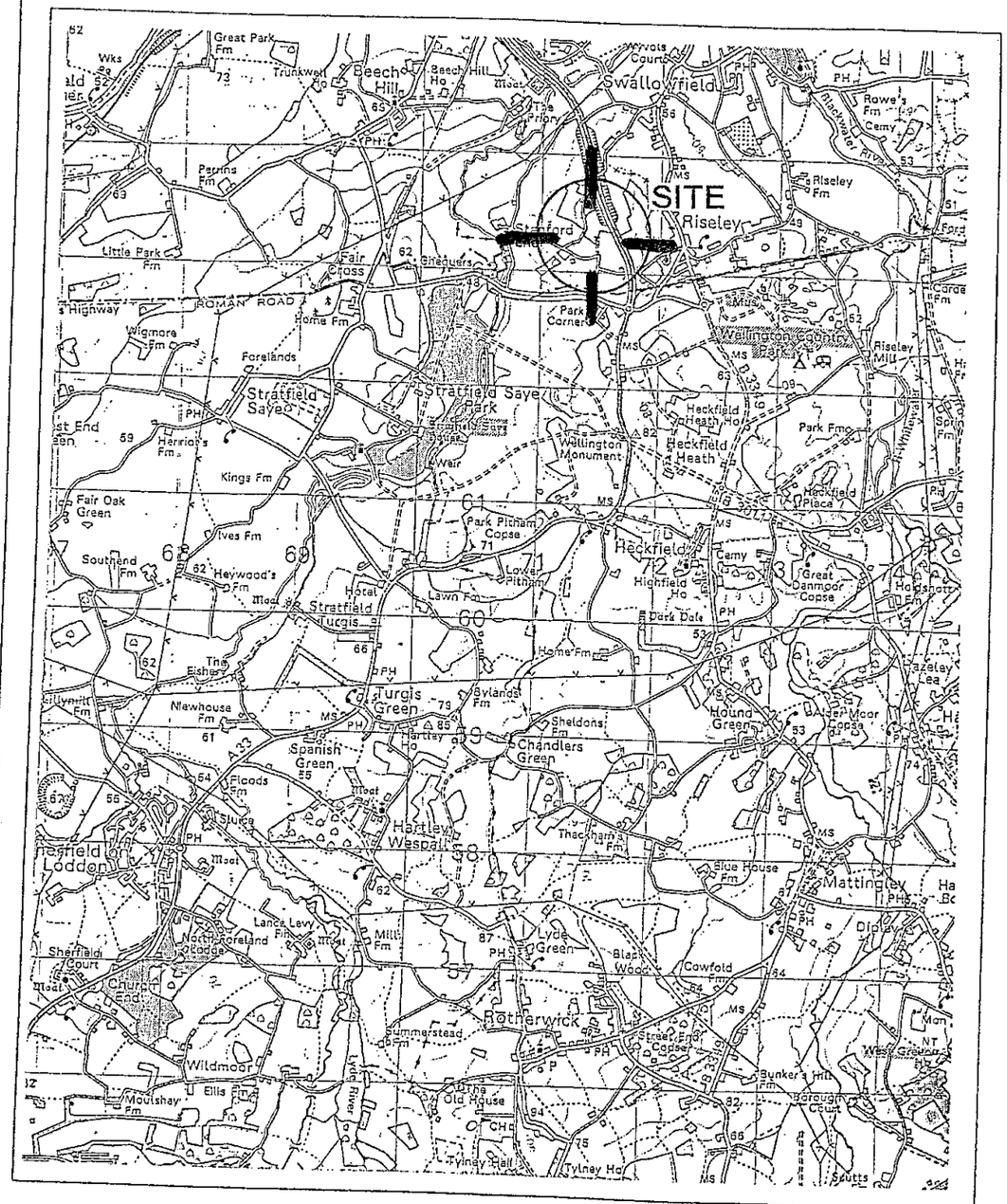

AREA MAP

REPRODUCED FROM OS SHEET NO.186 1995 1:50,000
WITH THE PERMISSION OF THE CONTROLLER, H.M.S.O. © CROWN COPYRIGHT.
CROWN CASTLE INTERNATIONAL LTD. LICENCE NO. AL 52065A0001.

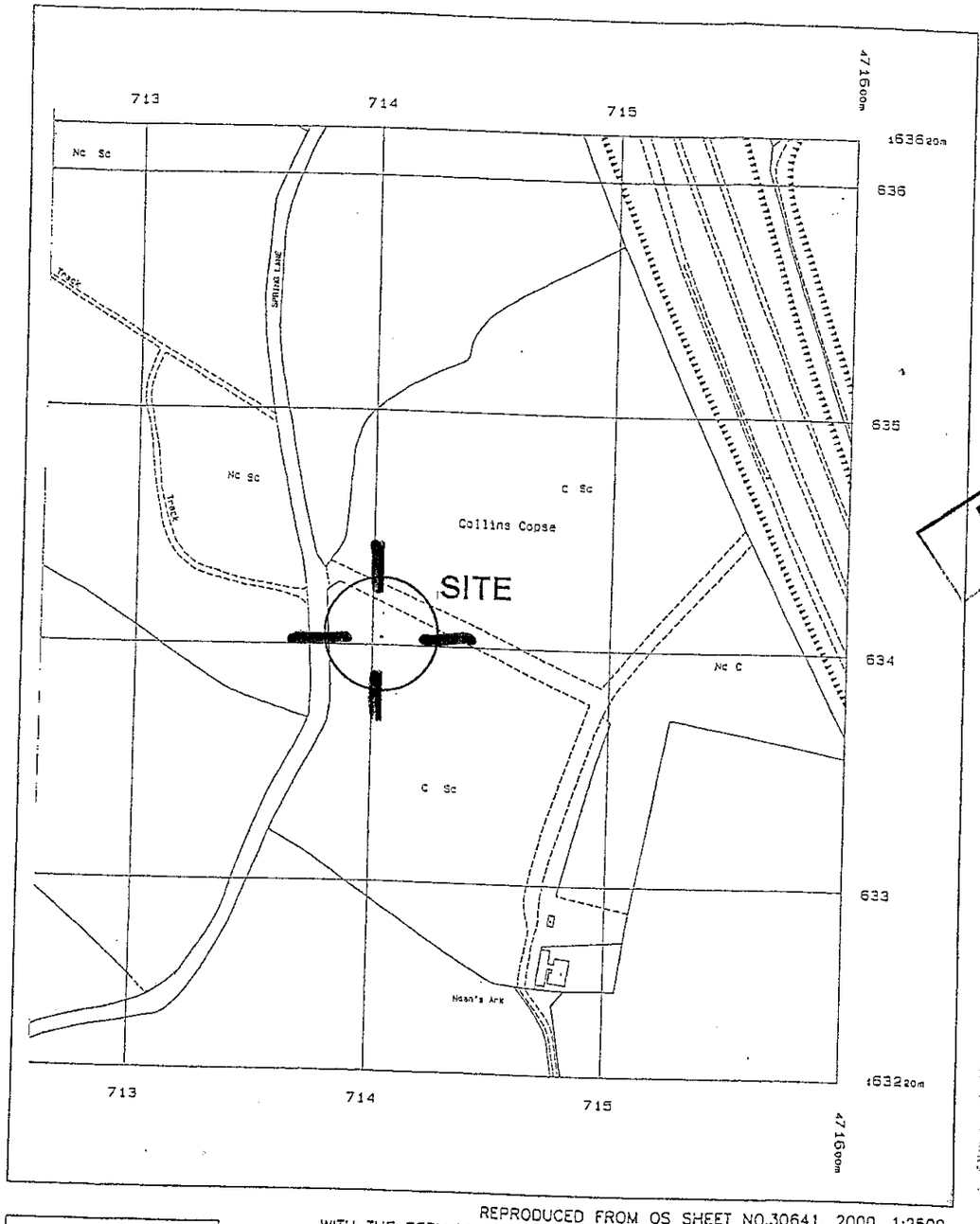

SITE MAP

REPRODUCED FROM OS SHEET NO.30641. 2000. 1:2500
WITH THE PERMISSION OF THE CONTROLLER, H.M.S.O. © CROWN COPYRIGHT.
CROWN CASTLE INTERNATIONAL LTD. LICENCE NO. AL 52065A0001.

0 10 20 30 40 50 60 70 80 90 100

CROWN CASTLE INTERNATIONAL

NOTES

1) DO NOT SCALE DIMENSIONS

2) ALL DIMENSIONS IN MILLIMETRES UNLESS OTHERWISE STATED

07.JUL.2000* 1925

REFUSED

Iss	Revision	Date	Drn	App
1	K. Wondby (1337/00)	27.01.00	SMH	KW

© This drawing is the property of CROWN CASTLE INTERNATIONAL CORPORATION and may not be reproduced or disclosed to a third party in any form without written permission

Crown Castle International
PO Box 98
Warwick
CV34 6TN
TEL: 01926 411212 FAX: 01926 450812

COLLINS COPSE
(BEECH HILL)

AREA & SITE LOCATION MAPS

NGR: SU 7140 6340

Scale: As shown Date: 27.01.00
Drn: SMH App: KW

Drg No 17434.2.03/1

A3

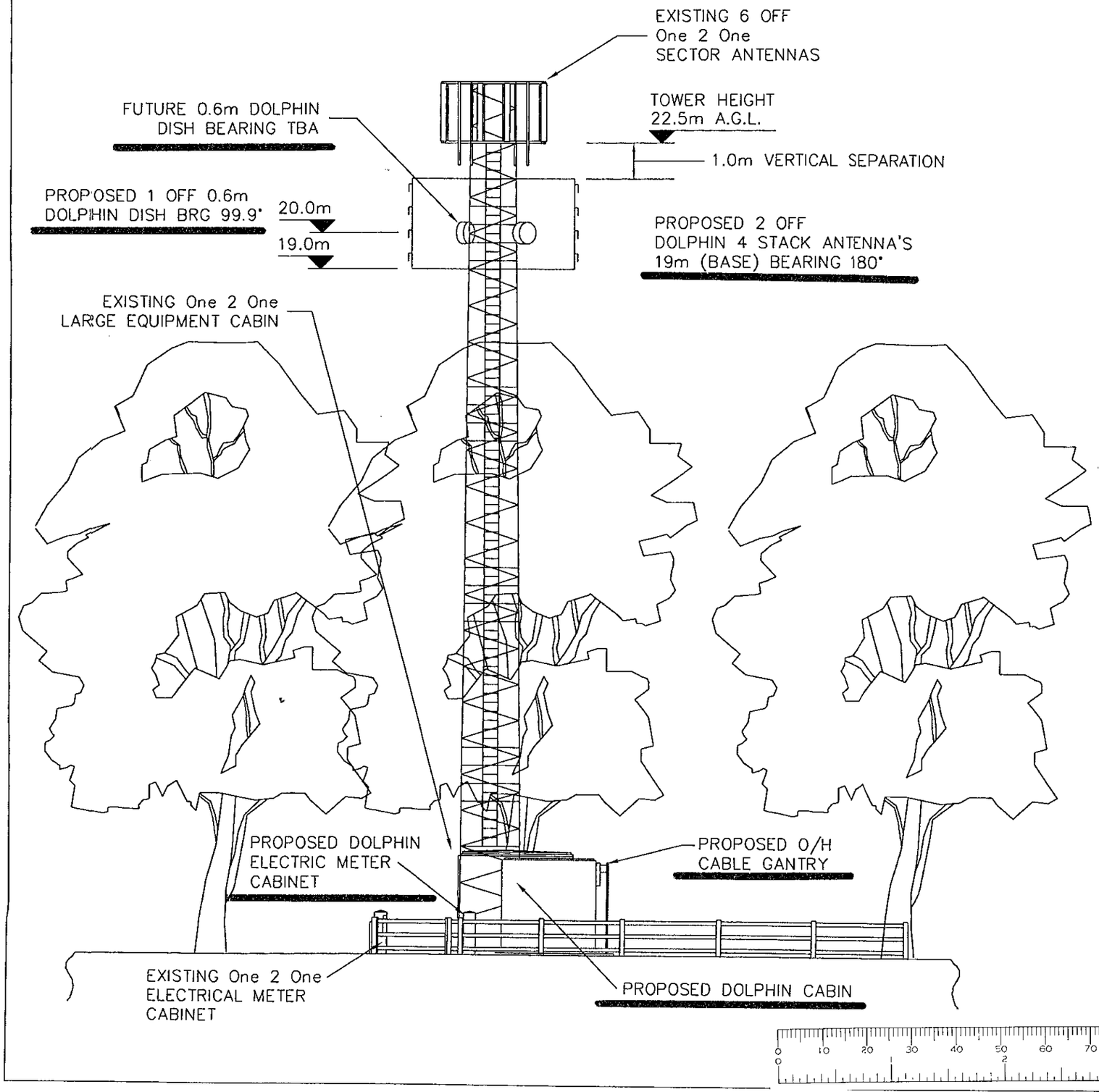

CELL No:	1269
SITE	COLLINS COPSE
NGR	SU 7140 6342
ADDRESS	SPRING LANE RISE LEY NR READING BERKS. RG7
STATUS	PROPOSED
FEEDERS	LDF 5-50 LENGTH 35.0m EST

dolphin

PROPOSED DISH DETAILS:

DISH	SIZE	BEARING	HT (MEAN)	LINK
D1	600	99.9°	20m	253

FUTURE DISH DETAILS:

DISH	SIZE	BEARING	HT (MEAN)	LINK
D2	600	TBA	20m	TBA

PROPOSED ANTENNA DETAILS:

ITEM	HEAD	TYPE	BEARING	HT (BASE)
A1	1	4 STACK DIPOLE	180°	19m
A2	2	4 STACK DIPOLE	180°	19m

ALL BEARINGS MEASURED EAST OF GRID NORTH

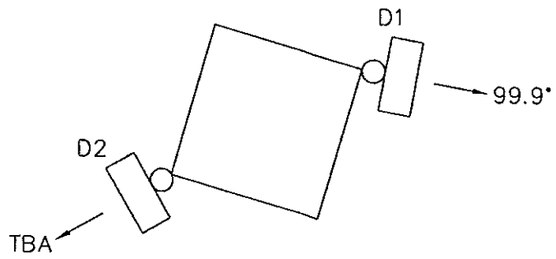

PLAN OF 1 OFF 0.6m DOLPHIN DISH
PLUS 1 OFF FUTURE 0.6m DOLPHIN DISH
MOUNTING CONCEPT @ 20m MEAN
SCALE 1:50

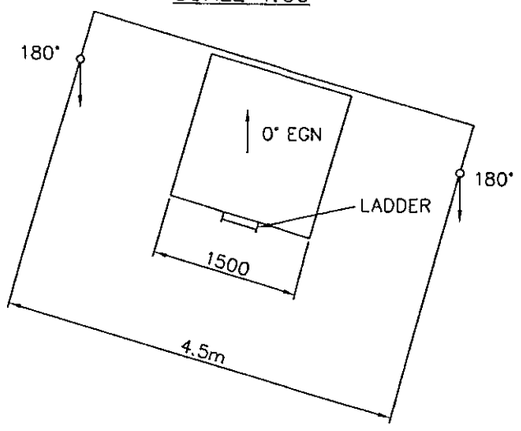

PLAN OF DOLPHIN
ANTENNA @ 26m
SCALE 1:50

CROWN CASTLE INTERNATIONAL

NOTES

1) DO NOT SCALE DIMENSIONS

2) ALL DIMENSIONS IN MILLIMETRES UNLESS OTHERWISE STATED

07 JUL 2000* 1925

REFUSED

Iss	Revision	Date	Drn	App
2	Rev. Engineer N. Clemmow Job No. 2:270/00	18.04.00	SED	NC
1	Initial Isssue	16.02.00	DCY	MR

© This drawing is the property of CROWN CASTLE UK LIMITED and may not be reproduced or disclosed to a third party in any form without written permission

Crown Castle International
PO Box 98
Warwick
CV34 6TN
TEL: 01926 416000 FAX: 01926 416600

COLLINS COPSE
(BEECH HILL)

DOLPHIN INSTALLATION
NORTH WEST ELEVATION

NGR: SU 7140 6342

Scale: 1:125 Date: 21.01.00
Drn: CT/MP App: MR

Drg No 17434.2.06/2

A3

Thu Apr 27 13:29:36 2000 (AS) UNCONTROLLED COPY

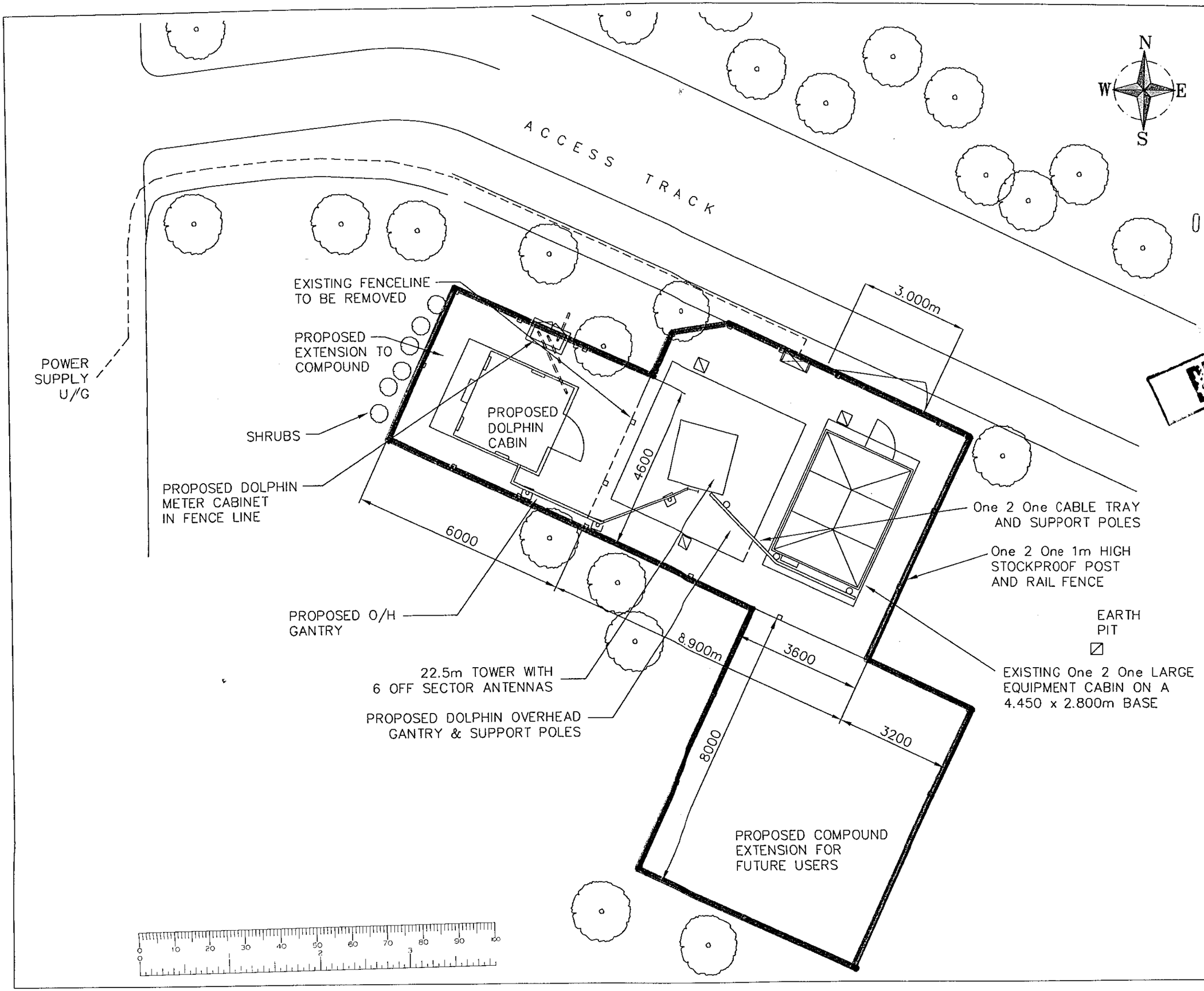

CROWN CASTLE INTERNATIONAL

NOTES

1) DO NOT SCALE DIMENSIONS

2) ALL DIMENSIONS IN MILLIMETRES UNLESS OTHERWISE STATED

07 JUL 2000* 1925

REFUSED

Iss	Revision	Date	Drn	App
3	Rev. Eng. N. Clemmow Job No.22270/00	19.04.00	SED	NC
2	Dolphin crabin relocated (1600/00))	15.02.00	DCY	MR
1	Initial Issue (Job Nos 1244/00,1493/00)	21.01.00	CT/MP SED	MR

© This drawing is the property of CROWN CASTLE UK LIMITED and may not be reproduced or disclosed to a third party in any form without written permission

Crown Castle International
PO Box 98
Warwick
CV34 6TN
TEL: 01926 4116000 FAX: 01926 416600

COLLINS COPSE
(BEECH HILL)

SITE PLAN

NGR: SU 7140 6342

Scale: 1:100 Date: 21.01.00
Drn: CT/MP App: MR

Drg No 17434.2.03/3

A3

Thu Apr 27 13:28:46 2000 (AS) UNCONTROLLED COPY