A2

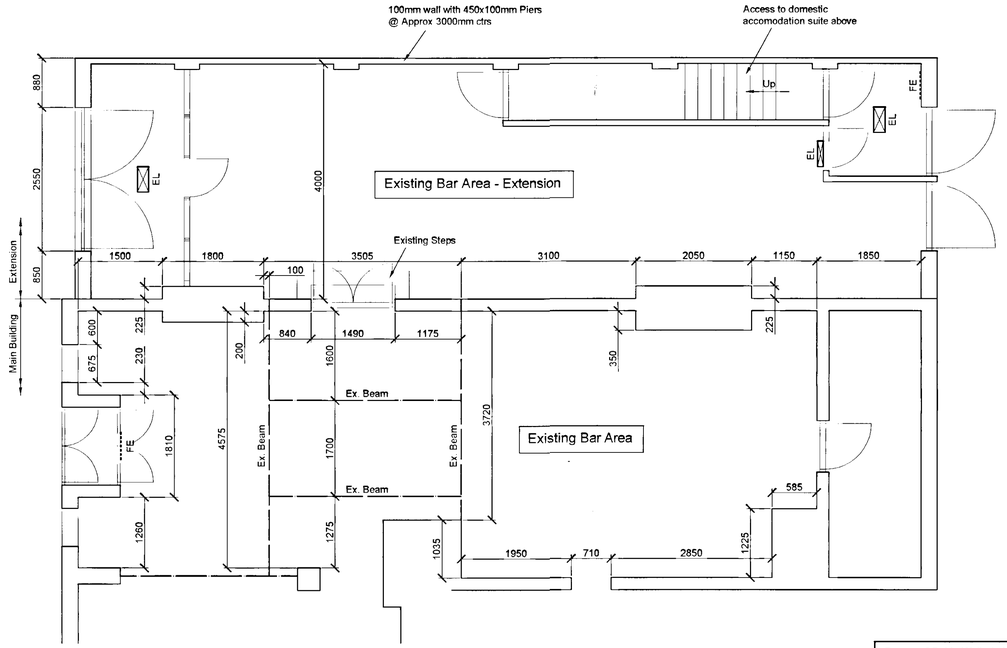

Part Ground Floor Plan
(Scale 1:50)

Survey of Gable Wall - to be altered.
All dimensions are approximate.

Key to Emergency Exits :

EL - Ceiling mounted Emergency Light

EL - Wall mounted Emergency Light

FE - Wall mounted Emergency Exit sign

Notes:

1. This drawing should be read in conjunction with all tender documentation.

Rev	Description	By	Date
A	Fire Exits Added / Extension Amended Drawing Amended to A2 size	AKW	18.01.02

Dimensions to be verified on site.
DO NOT SCALE FROM THIS DRAWING.
Any areas indicated on this drawing are for guidance only.
No responsibility is taken for their accuracy.

This drawing is the property of KRA Consulting Engineers Limited.
Copyright is reserved by them and the drawing is issued on the condition that it is not copied, reproduced, retained or disclosed to any unauthorised person, either wholly or in part without the consent in writing of KRA Consulting Engineers Limited. Suite 8, Market House, 19-21 Market Place, Wokingham, Berkshire RG40 1AP.
Tel 0118 979 9244 Fax 0118 979 9245

Project

Hope & Anchor PH, Wokingham

Consultant

KRA Consulting Engineers Ltd
Suite 8 Market House, Market Place
Wokingham Berkshire RG40 1AP
e-mail Design@KRAEngineers.co.uk
web: www.KRAEngineers.co.uk
t / f 0118 979 9244 / f 0118 979 9245

Drawing Title

Survey of Existing Property

Drawing No	Revision
3052/GA01	A
A2 Scale: 1:50	Date: Jan '02
Computer File: 3052/GA01	Project No: 3052
Drawn By: AKW	Checked by
Coordinated By: MD	Approved By

Client

Corporate Catering Limited

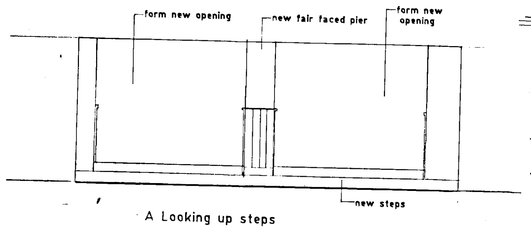

A Looking up steps

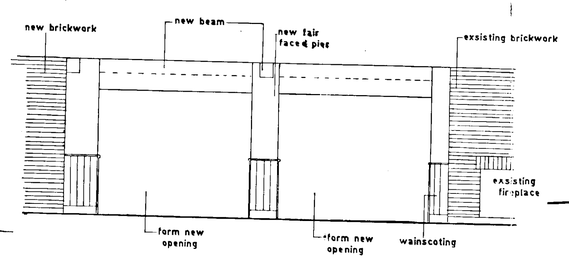

B Looking down steps

PROPOSED INTERIOR ELEVATIONS



FRONT ELEVATION - EXISTING

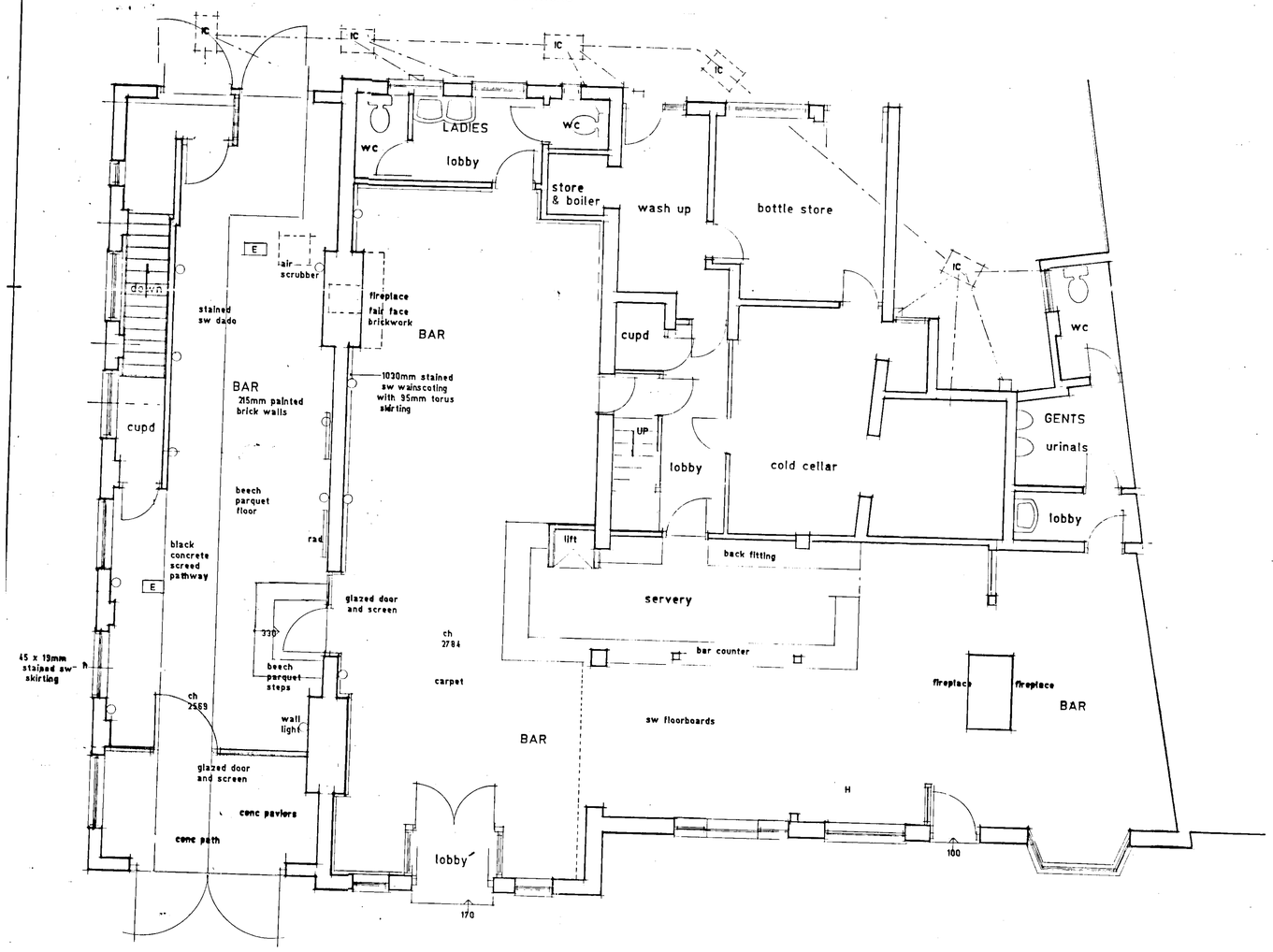

EXISTING GROUND FLOOR PLAN

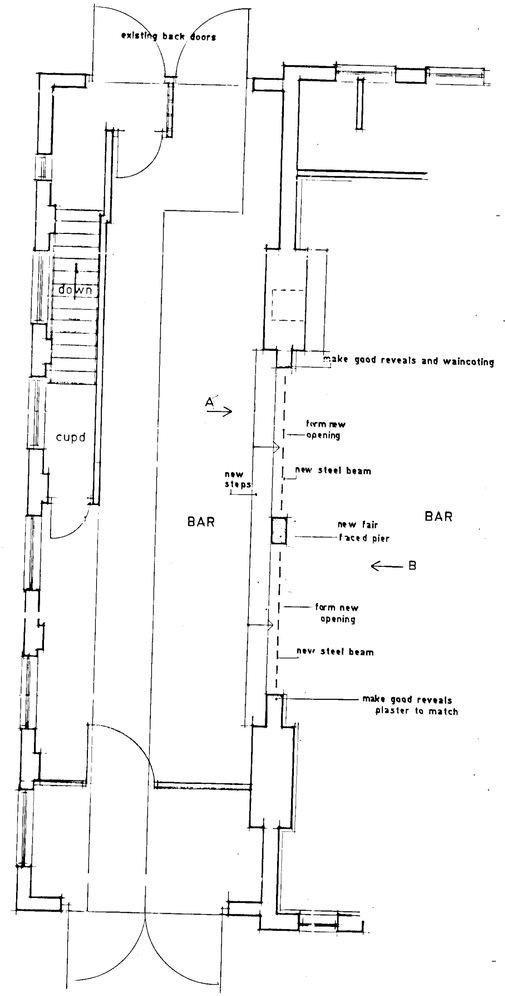

PROPOSED GROUND FLOOR PLAN - PART

NOTES:

All dimensions must be checked on site and not scaled from this drawing.

steel beam protection & fire compartmentation

exposed faces - 2 layer of 12.5mm Vapour Check Plasterboard (to BS 1230 Part 1 1985) with skim over to provide one hour fire protection.

Where drainage wastes and services penetrate, fire compartmentation integrity will be maintained with using intumescent fire stopping collar as necessary

new openings & piers

Form new openings as detailed on Messrs KRA plan with

Steel Beams on padstones as detailed and shown.

Make good to reveals, plastering and decorating wall and providing end stop to existing wainscoting.

Form piers in 7.0N mm² brickwork with polymer dpc at 150mm above finished ground level

13mm two coat work (*11mm sand cement with 2mm lightweight plaster skim over.*

new steps between trading areas

Form new steps as shown with bullnosed 21mm stained sw floorboard going securely fixed to concrete under. Tread to oversail riser by min 16mm.

Form riser with brickwork to match exisintg fairfaced chimney breast with recessed mortar pointing.

general

All notes shown on each plan refer to all plans issued and works shown therein.

All dimensions must be checked on site and not scaled from this drawing.

Fix new linings door frames skirtings etc. to match existing.

Make good to all internal & external areas where disturbed by building works

Notwithstanding any representation on the plan, all works are to comply with the Building Regulations, and to complete satisfaction of the Local Authority's inspector.

Electrician All works to comply with the current IEE Regulations and to be to the approval of the electrical supply company.

This plan is the copyright of andrew french. It is not to be reproduced or used for construction purposes without permission - it is only for use as a planning and building control document.

Decorate new work and where disturbed internally to match existing walls ceilings and woodwork.

All goods and materials unless otherwise specified, shall be in accordance with the latest British Standard and Code of Practice current at the date of tendering. All elements of structure shall have minimum 1/2 hour fire resistance.

Make good to all internal & external areas where disturbed by building work.

W. H. Brakspear & Sons, P.L.C.

Job Title

HOPE & ANCHOR PUBLIC HOUSE
STATION ROAD
WOKINGHAM

Drawing Title

GROUND FLOOR EXG & PROPOSED

PLANNING SERVICES	NPT
POL	TLS
DO	EMF
APP	
GS	

08 APR 2002

Scale 1 : 50 & 1 : 100

Date 27 4 98 | Drawn by APV

Drg. No. AGF:02:296:1 | Rev.

594 x 841mm A1

A2

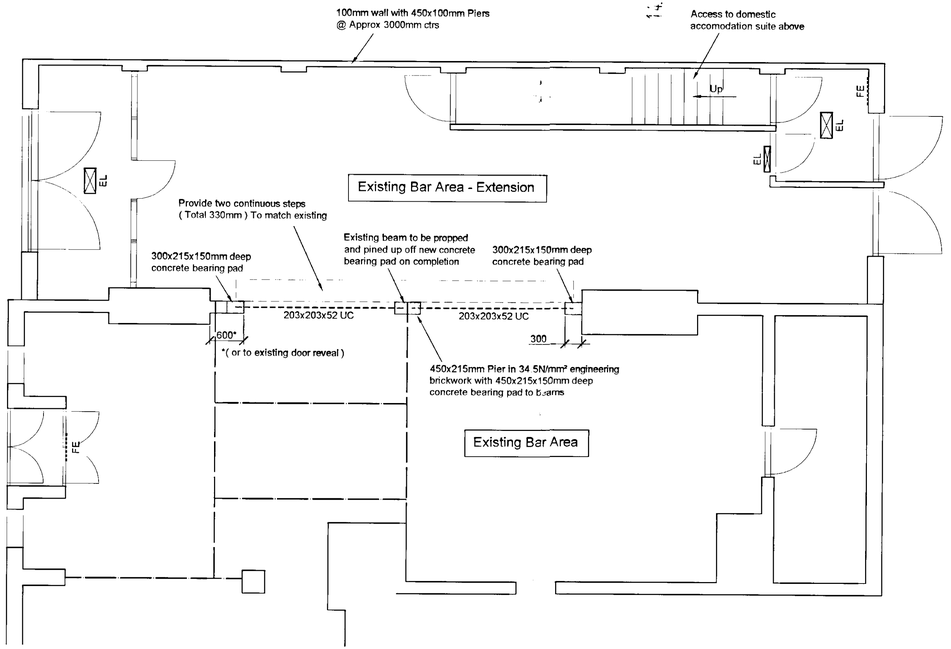

Part Ground Floor Plan
Showing Proposed Alterations

(Scale 1:50)

Key to Emergency Exits :

EL - Ceiling mounted Emergency Light

EL - Wall mounted Emergency Light

FE - Wall mounted Emergency Exit sign

Notes:

1. This drawing should be read in conjunction with all tender documentation.

2. Hot rolled structural steelwork to be grade S275 to BS EN 10025.

3. All steelwork to be supplied with one coat of zinc phosphate modified high build primer with a minimum dry thickness of 75 microns.

4. Steelwork to be fire protected to the fire rating of the building.

5. Existing foundation to gable wall to be checked. Design based of existing foundation /footing bearing 1m down from ground slab level to main bar, a bearing width of 600mm and founded of a bearing strata capable of sustaining a bearing pressure of 76KN/m².

Rev	Description	By	Date
A	Fire Exits Added / Extension Amended Drawing Amended to A2 size	AKW	18.01.02

Dimensions to be verified on site
DO NOT SCALE FROM THIS DRAWING.
Any areas indicated on this drawing are for guidance only.
No responsibility is taken for their accuracy.

This drawing is the property of KRA Consulting Engineers Limited.
Copyright is reserved by them and the drawing is issued on the condition that it is not copied, reproduced, retained or disclosed to any unauthorised person, either wholly or in part without the consent in writing of KRA Consulting Engineers Limited, Suite 8, Market House, 19-21 Market Place, Wokingham, Berkshire RG40 1AP.
Tel 0118 979 9044 Fax 0118 979 9045

Project

Hope & Anchor PH,
Wokingham

Consultant

KRA Consulting Engineers Ltd
Suite 8, Market House, Market Place
Wokingham, Berkshire, RG40 1AP
e-mail: Design@KRAEngineers.co.uk
web: www.KRAEngineers.co.uk
t/f: 0118 979 9044 / f: 0118 979 9045

Drawing Title

Proposed Alteration
Works GA

Drawing No	Revision
3052/GA02	A
A2 Scale: 1:50	Date: Jan '02
Computer File: 3052/GA01	Project No: 3052
Drawn By: AKW	Checked by
Coordinated By: MD	Approved By

Client

Corporate Catering Limited