APPLICATION NO:
TL/2001/4649

LOCATION:
Existing Telecommunications Mast Mays Hill Lodge Beech Hill Road, Spencers Wood Reading.

APPLICANT:
Orange Personal Com' Services Ltd C/O Smith Woolley Telecom

PROPOSAL:
Removal of 6 existing antennae and installation of 15 new antennae, 3 micowave dishes, 8 equipment cabinets and enlargement of existing site compound

EARLIEST DATE FOR DECISION: **11/09/2001**

APPLICATION WILL HAVE EXPIRED ON:
17/09/2001

CASE OFFICER: **Elaine Vashi**

RAILEX
Marbleboard
EASIFILE EP7

1239
00

COPY

WOKINGHAM DISTRICT COUNCIL

TOWN AND COUNTRY PLANNING ACTS

APPROVAL OF PRIOR APPROVAL OF TELECOMMUNICATIONS NOTIFICATION

Mr A Shepherd
Smith – Woolley
Conqueror House
Vision Park
Histon
Cambridge
CB4 9ZR

Notification No: TL /2001/4649

Parish: Shinfield

Proposal: Removal of existing antennae and installation of 15 new antennae, 3 microwave dishes and 7 equipment cabinets

Location: Mays Hill Lodge, Beech Hill Road, Spencers Wood

The Wokingham District Council in pursuance of their powers under Part 24 of the Town and Country (General Permitted Development) (Amendment) Order 1998 **DOES NOT REQUIRE PRIOR APPROVAL** for the above stated telecommunications equipment.

Date: 26th September 2001

for Head of Development Control

Applicationo	Name & Address
TL/2001/4649	Camilla and John Williams 2 Mays Hill cottage Beech Hill Road Spencers Road READING RG7 1JA
Application Approved	Letter sent 08/10/01

SWALLOWFIELD PARISH COUNCIL
PENTON COTTAGE
SWALLOWFIELD STREET, SWALLOWFIELD
READING, BERKS, RG7 1QX
Tel: 0118 988 5929 Fax: 0118 988 6443
email: clerk@swallowfieldpc.freeserve.co.uk

13 SEP 2001
12/09/2001
FAXED AND POSTED

Planning Dept.,
P.O. Box 157,
Wokingham District Council,
Shute End,
Wokingham,
Berks. RG40 1WR

Dear Sirs,

Application Number: TL/2001/4649 (Adjoining Parish Consultation)
Location: Existing Telecommunications Mast, Mays Hill Lodge, Beech Hill Road, Spencers Wood, Reading
Proposal: Removal of 6 existing antennae and installation of 15 new antennae, 3 micowave dishes, 8 equipment cabinets, and enlargement of existing site compound.
Case Officer: Elaine Vashi

The Parish Council assumes that Wokingham District Council will satisfy itself that the large increase in the amount of equipment is justifiable, both in terms of necessity and on the visual effect on the countryside.

In addition the Parish Council requests that urgent consideration is given to persuading mobile communication companies to amalgamate their sites in order to minimise the detrimental effect on the countryside. If planning consent is granted for this application then it would be preferable if the mast as listed in application number TL/2001/4623 was also sited on this site.

The Parish Council trusts that Wokingham District Council will do all in its power to minimise the number of sites in the District by persuading the mobile communication companies to work together and utilise the same sites.

Yours faithfully,

C Adams

Mrs. C. Adams, Clerk


Removal of 6 existing antennae
6 new antennae + 9 (BT)
3 dishes
7 equipment cabinets
(— " — (BT)
existing compound area

WORK SHEET FOR : Elaine Vashi

Application Number : TL/2001/4649

Applicant : Orange Personal Com' Services Ltd C/O Smith Woolley Telecom.

Location : Existing Telecommunications Mast Mays Hill Lodge, Beech Hill Road, Spencers Wood, Reading.
Proposal : Removal of 6 existing antennae and installation of 15 new antennae, 3 micowave dishes, 8 equipment cabinets and enlargement of existing site compound

Site Notice Displayed ? :

YES	NO	DATE
✓	✓	

Date of Neighbour Notifications : .....

Date of Site Visit : .....

Date Registered : 20/08/2001

Earliest Date for Decision : 11/09/2001

Latest Consultation Date/Site Notice Expiry Date : 11/09/2001

This application will have expired on: 17/09/2001. You need to make a decision 1 day prior to this date for this application to count as determined in less than 8 weeks.

Consultation Responses :
SHINFIELD P. COUNCIL - See comments.

Planning Issues : PRESENCE OF EXISTING MAST.
- IMPACT UPON CHAR. OF AREA
- IMPACT UPON NEIGHB. DWELLINGS.

Application no. TL2001/4649

Appraisal:

The application being considered proposes under condition A2(4) of Part 24 of Schedule 2 of the Town and Country planning (General Permitted Development) Order 1995 the removal of the existing 6 antennae telecommunications installation at Mays Hill Lodge and its replacement with 15 new antennae and 5 microwave dishes, the addition of 7 equipment cabins and the relocation of the existing 3 cabinets, and enlargement of the existing site compound. It is intended that the site will be used not only by the existing operator Orange but will be shared now with BT, thus the need for the additional installations.

It is intended that the existing 6 sector antennae currently used by Orange will be replaced with a 6 dual band polar (3G) antennae located at a height of approx. 19.5m. 3 additional microwave dishes will be joining the existing 1 dish. In addition to this BT Cellnet will install 3 dual polar antennae and 6 Universal Mobile Telephone System antennae, plus 2 microwave dishes.

Given that the telecommunications mast already exists and since PPG 8 encourages code operators to share masts when possible it is considered that the proposed upgrade is acceptable.

Impact upon the character of the area

As the lattice antennae already exists albeit with less attachments it is not considered that the additions to it will have an adverse impact upon the character of the area.

Impact upon neighbouring dwellings

The closest neighbouring dwelling, Mays Hill Lodge, is located approximately 54m away from the existing mast. Although this falls within the 60m limit usually exercised by the Local Planning Authority, given that the mast already exists and no letters of objection were received from neighbouring residents it is not considered that the mast has a perceived fear in the area.

RECOMMENDATION: Approval

Application Number TL/2001/4649
Conditions/Reasons for Refusal

No	Std Con	Std Reas	Non Std Conditions / Reasons for Refusal

RECORD OF SITE VISIT

SITE ADDRESS: Existing Telecommunications Mast Mays Hill Lodge Beech Hill Road Spencers Wood Reading.

APPLICATION NUMBER: TL/2001/4649

OFFICER: Elaine Vashi

DATE OF SITE VISIT: 5.9.01

1 SITE/STATUTORY NOTICE DISPLAYED ? No.

2. DESCRIPTION OF SURROUNDINGS

rural countryside area

3. DESCRIPTION OF SITE/BUILDING

field adjacent to Mays Hill Lodge.
adj. to A33.

4. RELATIONSHIP TO ADJOINING PROPERTIES

5. SITE CONSTRAINTS

TREES

ACCESS/PARKING

LEVELS

BOUNDARY TREATMENT

OTHERS

SMITH WOOLLEY TELECOM

TL/2001/4649

Our Ref: AJS/AJS/BRK0071

20 August l 2001

28 DAYS

RECORDED DELIVERY

The Director of Planning Services
Wokingham District Council
Environmental Services Department
Planning Services
PO Box 157
Shute End
Wokingham
RG40 1WR

14 DAYS for Register
upto 4/SEPT/2001

20 AUG 2001

Dear Sirs

APPLICATION UNDER CONDITION A2 (4) OF PART 24 OF SCHEDULE 2 OF THE TOWN AND COUNTRY PLANNING (GENERAL PERMITTED DEVELOPMENT) ORDER 1995 FOR PERMITTED DEVELOPMENT PROPOSED BY ORANGE PERSONAL COMMUNICATIONS SERVICES LIMITED AT: ORANGE BASE STATION BRK0071 – MAYS HILL LODGE, BEECH HILL ROAD, SPENCERS WOOD, SHINFIELD, READING, BERKSHIRE, RG7 1HX

Please find enclosed a planning application, development drawings, Part 24 notice and fee for the sum of £35.00 (for which we will require a receipt).

We enclose drawing numbers, 30/BRK0071/01/A, 30/BRK0071/02/A and 30/BRK0071/03/A, which detail the proposal and illustrate the location and appearance of the equipment.

Introduction

We act on behalf of Orange Personal Communications Services Ltd who have been conferred the status of a public telecommunications code system operator under the Telecommunications Act 1984.

Under the conditions of their licence (effective 27 July 1995) granted by the Secretary of State for Trade and Industry under Section 7 of the Telecommunications Act 1984, they are obliged to give **written notification** to the Local Planning Authority of their intention to install telecommunications apparatus at the above location.

CONQUEROR HOUSE, VISION PARK, HISTON, CAMBRIDGE CB4 9ZR
TEL 01223 209700 FAX 01223 233303 cambridge@swtele.co.uk www.swtele.co.uk

Telecom Division *Directors:* M R Bore MRICS A G Neale BSc (Hons) MRICS I J Dodd BSc PhD
Partners: T H G Cooper FRICS FAAV R M Beazley BSc (Agric) FAAV R G P Plowden FRICS P Ainscough MRICS
M R Bore MRICS C R G Campion MRICS P V Lindon MA FRICS P C R Whittle MA FRICS K A Preston BSc MSc
A G Neale BSc (Hons) MRICS D J Mapus-Smith BSc (Hons) MRICS FAAV H S Kilner MA MPhil MRICS MRTPI
J J Morgan-Smith BSc (Hons) MRICS FAAV

INVESTORS IN PEOPLE

BATH CAMBRIDGE ENFIELD NEWARK

Orange PCS operates the Orange wirefree phone network across the country, together with the sales and marketing of Orange services. In addition, they own and operate the nation's largest paging network and own well-established cellular service providers in the UK, Germany and France.

Orange PCS are currently upgrading many of their sites having recently acquired a Third Generation Licence. They propose to upgrade this site in the future to enable new services in data communication to be provided.

Site Share

Orange has recently received an application to share this structure, from BT Cellnet who require a site in this locality.

Under the terms of their DTI licence, Orange are to make their sites available for sharing with other operators. Each operator deploys different Cell networks and so this is not always possible but a coverage requirement has been identified in this particular instance.

BT Cellnet have carried out surveys in this area and confirm that the proposed share of the existing Orange Base Station will provide their desired coverage and capacity requirements for in car coverage along the immediate section of the A33.

Orange Additional Equipment

The existing Orange PCS 6no. sector antennae will be replaced with 6no.dual band dual polar 3G antennae (1956mm x 275mm x 95mm deep) These will be orientated on bearings of 0, 120 and 240 degrees and located at a centre height of approximately 19.5m. An additional 3no. 600mm diameter microwave dishes will be joining the existing 1no. 600mm diameter microwave dish, directed on bearings of 90, 180, 270 and 330.9 degrees. These will be located on the headframe with a centre height of approximately 19.5m

At ground level a further 7 cabinets will join the existing 3no. re-positioned cabinets. The colour finish to these mild steel cabinets is BS4800 10A 05 Goosewing Grey. The cabinets have the following dimensions:

1 x TX 12a	(0.77m x 0.645m x 2.075 m high) cabinet,
1 x TX 13a	(0.77m x 0.645m x 2.075 m high) cabinet,
1.x P	(0.77m x 0.88m x 1.360m high) cabinet
1 x R	(0.77m x 0.88m x 1.360m high) cabinet
2 x Node B	(0.77m x 0.79m x 1.940 m high) cabinets
2 x SSU	(0.77m x 0.745m x 1.936 m high) cabinets
2 x Ultrasite	(0.77m x 0.745m x 1.936 m high) cabinets.

BT Cellnet Equipment

BT Cellnet propose to install 3no. dual polar antennae and 6no. Universal Mobile Telephone System (UMTS) antennae on a frame centred at a height of 15.3m on bearings of 0,120 and 240 degrees. In addition 2 no. 600mm diameter microwave dishes at a centre height of 17m will be installed on bearings TBA.

At ground level they also propose to install a UMTS Malcoe cabin (3.725m x 2.525m x 2.805m high) finished in colour, BS381 C627 light Aircraft Grey.

The proposal will also involve an extension to the existing compound from 10m x 9.85m to 15m x 9.85m, a total area of 148 sq. metres. The existing 1.8 m high plastic coated chain link fence will be extended to conform to the new perimeter.

Planning Application

On behalf of Orange (PCS) Limited we submit that the above works would appear to constitute **permitted development** as set out under Part 24 of the Town and Country Planning (General Permitted Development) Order 1995, subject to your determination under

Paragraph A.2 (4)(b)(ii) as to whether the prior approval of the Authority will be required to the siting and appearance of the development.

Please therefore take this letter both as notification under Oranges **Operator's Licence** that, subject to your determination as above, after the expiry of 28 days from the date of receipt we will carry out the installation, and an application for determination as to whether your prior approval is required to the siting and appearance of the development. We enclose a cheque for £35 to cover the application fee for which we should be grateful if you would provide us with a receipt.

Under the terms of the **Operators Licence** Orange are able to carry out Permitted Development works within the 28 day period where the Authority being notified confirm they have no objections to them doing so. In order that they may proceed with their installation at the earliest opportunity therefore and subject to your determination as above, we should be grateful if you would confirm you have no objections in this respect.

Planning Policy Guidance Note 8 (PPG 8)

Planning Authorities are given guidance by the DoE on telecommunications installations in PPG8 issued in 1988 and revised in December 1992. The following paragraphs although embracing more onerous installations than those proposed here, are particularly relevant.

Paragraph 1-6 set out the Government's commitment to modern telecommunications, the advantages in promoting business and alternative methods of work and that planning authorities should not question the need for a service or seek to prevent competition between providers.

Paragraph 25 requires a compromise between visual damage and technical implications to the Network. It notes that in some circumstances a higher mast (or installation) in one location may mean fewer masts overall, also that masts (or installations) need to be of a height (often 20m) to clear trees and urban clutter. The prime communications location may however be in conflict with areas of high landscape value.

Paragraph 26 requires planning authorities to be alive to the special needs and technical problems of telecommunications developments and not to refuse planning applications purely on policy grounds, which take insufficient account of the growth and characteristics of modern telecommunications.

Paragraph 27 - Mast Sharing encourages code operators to share masts when possible but also notes there may be technical difficulties that preclude this (or indeed no possible masts in the vicinity).

Paragraph 28 - Planning authorities are encouraged to keep a register of telecoms mast in their area, to assist operators to consider possible mast sharing opportunities.

Paragraph 29 is concerned with siting and design, particularly in AONBs. It notes the technical constraints of operators due to limited range and line-of-sight requirements also that arbitrary restrictions on height may lead to problems that can only be resolved by increasing the number of sites. Full information on the mast proposals and how they link into the Network are required to allow proper consideration by planning authorities.

Paragraph 30 tries to ensure that planning authorities fully appreciate the technical problems before refusing applications.

Paragraph 31 encourages early preliminary discussion between parties and awareness of any environmental implications.

Conclusion

BT Cellnet have identified this site as being suitable to provide their required coverage and capacity in this area. The granting of planning consent in respect of this proposed development will prevent the proliferation of telecommunications development in the vicinity of this existing site.

20 August 2001
The Director of Planning Services
Wokingham District Council

Orange have demonstrated their awareness of these points in both carrying out preliminary negotiations and providing full evidence in justification, which we trust will be acknowledged by the planning authority.

Should you require any further information in addition to that provided or if you wish to discuss any of these matters in greater detail, please do not hesitate to contact the writer, Adrian Shepherd.

Yours faithfully



SMITH-WOOLLEY
On behalf of Orange Personal Communications Services Limited.

Enc.

h:\hcox\adrian\planning applications\brk0071.2.doc-

INFORMATION TO ACCOMPANY AN APPLICATION FOR PRIOR APPROVAL DETERMINATION UNDER PART 24 OF THE GPDO IN RESPECT OF PERMITTED DEVELOPMENT BY TELECOMMUNICATIONS CODE SYSTEM OPERATORS

1. PRE-APPLICATION CONSULTATION WITH LOCAL PLANNING AUTHORITY

(i) Licence notification i.e. pre rollout of network Date 20 AUGUST 2001

Name of LPA contact DIRECTOR OF PLANNING

(ii) On sites in specific cell(s) Date 20 AUGUST 2001

Name of LPA contact DIRECTOR OF PLANNING

2A. NAME AND ADDRESS OF APPLICANT

Name ORANGE PCS LTD

Address C/O AGENT

Postcode Tel

Contact

2B. AGENT'S NAME, ADDRESS AND CONTACT

Name SMITH-WOOLLEY

Address CONQUEROR HOUSE, VISION PARK, HISTON, CAMBRIDGE

Postcode CB4 9ZR Tel 01223 209700

Contact ADRIAN SHEPHERD E-MAIL: ASHEPHERD@SWTELE.CO.UK

2C. LOCATION OF PROPOSAL

Location MAYS HILL LODGE, BEECH HILL ROAD, SPENCERS WOOD, SHINFIELD, BREADING, BERKSHIRE RG7 1HX

2D. O.S. SHEET/GRID REFERENCE

Sheet and six figure grid reference of proposed development

Sheet SU *Grid reference* 470480 165305

3. PURPOSE OF DEVELOPMENT

UPGRADE OF ORANGE PCSM EQUIPTMENT AND INSTALLATION OF NEW EQUIPTPMENT BY BT CELLNET

4. THE PROPOSED STRUCTURE

(i) Type of structure

(e.g. tower, mast etc)

overall height 20 metres

height of existing building/mast 20 metres

(ii) Equipment housing

length *metres* width *metres* height *metres*

Orange

1 x TX 12a	(0.77m x 0.645m x 2.075 m high) cabinet,
1 x TX 13a	(0.77m x 0.645m x 2.075 m high) cabinet,
1.x P	(0.77m x 0.88m x 1.360m high) cabinet
1 x R	(0.77m x 0.88m x 1.360m high) cabinet
2 x Node B	(0.77m x 0.79m x 1.940 m high) cabinets
2 x SSU	(0.77m x 0.745m x 1.936 m high) cabinets
2 x Ultrasite	(0.77m x 0.745m x 1.936 m high) cabinets.

BT Cellnet

UMTS Malcoe (3.725m x 2.525m x 2.805m high) cabin

(iii) Materials (as applicable)

tower/mast etc:- type of material and external colour

GALVINISED STEEL

equipment housing:- type of material and external colour
ORANGE PCS LTD CABINETS BS4800 10A 05 GOOSEWING GREY

BT CELLNET UMTS MALCOE CABIN BS381 C627 LIGHT AIRCRAFT GREY.

(vi) Location of and distance to nearest residential or commercial property (where applicable):-

N/A

5. DISTANCE FROM AIRFIELD OR AERODROME

Please tick as appropriate

Will the structure be within 3km of an aerodrome or airfield?	YES	☐	NO	☒
Has the Civil Aviation Authority or Secretary of State for Defence (as appropriate) been notified?	YES	☐	NO	☒

Signed

Date 20/08/01

On behalf of ORANGE PERSONAL COMMUNICATIONS SERVICES LTD

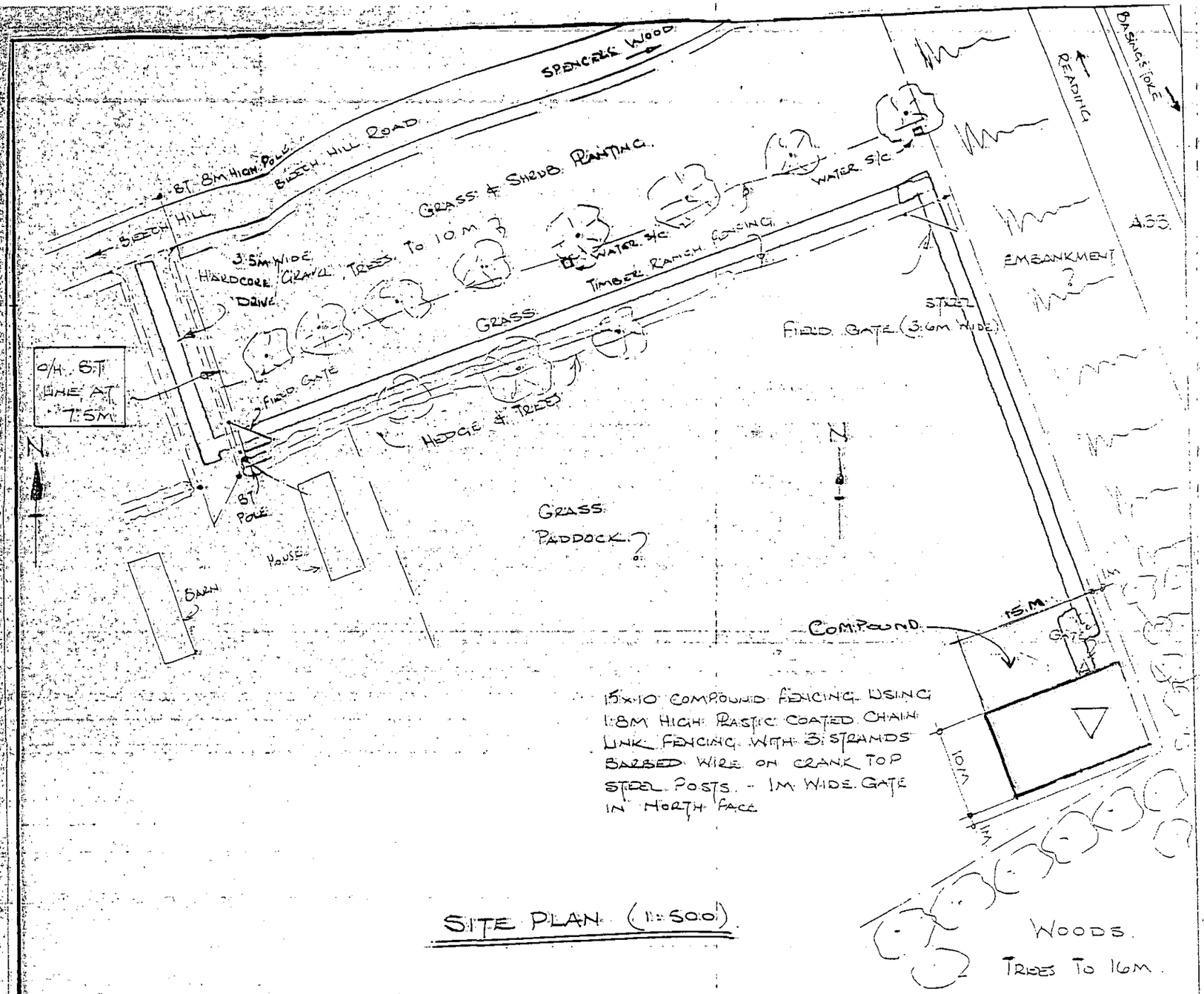

15x10 COMPOUND FENCING USING 1.8M HIGH PLASTIC COATED CHAIN LINK FENCING WITH 3 STRANDS BARBED WIRE ON CRANK TOP STEEL POSTS. - 1M WIDE GATE IN NORTH FACE

SITE PLAN (1:500)

0 10 20 30 40 50 60 70 80 90 100
0 2 3

Title:
PROPOSED PCN INSTALLATION
~~MAYS HILL LODGE~~
~~BEECH HILL ROAD~~
BEECH HILL
BERKS.
SITE AND LOCATION PLANS
CELL No. SRK0071 ~~ARTEMIS No.~~

orange
~~St~~ James Court
Great Park Road
Almondsbury
~~Bristol~~
BS12 4QJ
Tel 01454 624600
~~Fax~~ 01454 618501

Drawing No.
30/SRK0071/General/Access

N

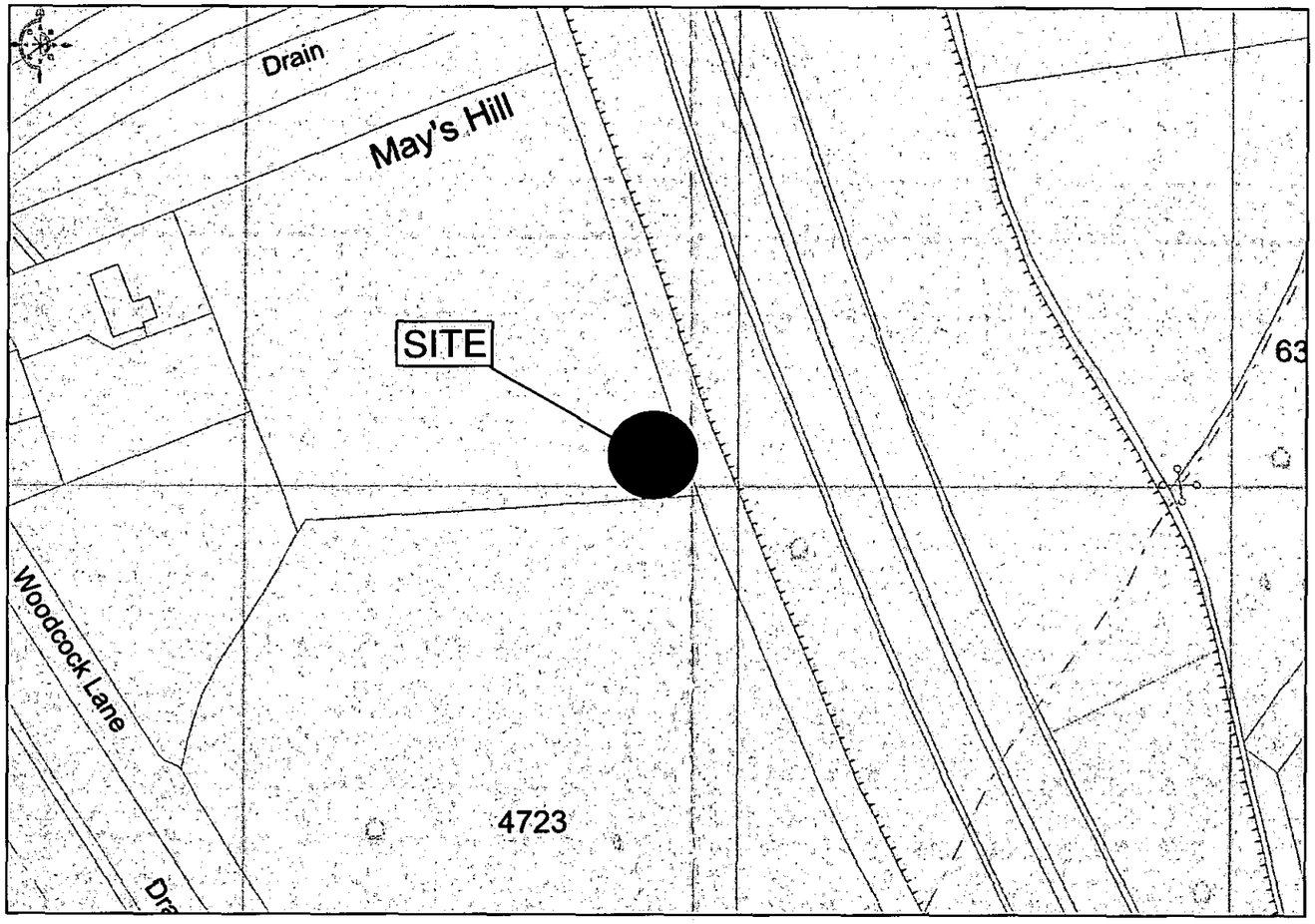

O.S EXTRACT PLAN

SCALE (1:1250)

0 10 20 30 40 50 60 70 80 90 100
0 2 3

MAP SHEET: SU
EASTING: 470480
NORTHING: 165305

OPCS REF: PC/BRK0071/SHA/--/99148991
CELLNET REF: 17000

GEOFFREY OSBORNE LIMITED
OSBORNE HOUSE. STOCKBRIDGE ROAD
CHICHESTER. WEST SUSSEX. PO19 2LL
TEL: 01243 787811
FAX: 01243 531231
DESIGN & DRAWINGS BY PTA TELECOM LIMITED

COMMERCIAL IN CONFIDENCE

RELEVANT BS STANDARDS	BS 308	BS 3429
DO NOT SCALE FROM THIS DRAWING		
PTA TELECOM DRAWING NUMBER	6821/372/01	
ORANGE CELL NUMBER	BRK0071	
DRAWING LOCATION	6821/BRK0000	

THIS SITE CONFORMS TO OPCS, 3G DESIGN GUIDE. SPECIFICATION 252 WITH THE FOLLOWING EXCEPTIONS

1.
2.
3.
4.
5.

ISS.	DESCRIPTION	BY	DATE	CHK'd
A	CELLNET SITE SHARE	SB	7/01	

SCALE		DRAWN	SB	CHECKED		APPROVED	
	RTD	DATE	31/07/01	DATE		DATE	

TITLE
PROPOSED 3G INSTALLATION
MAYS HILL LODGE
BEECH HILL ROAD, BEECH HILL
BERKSHIRE

DRAWING NUMBER: 30/BRK0071/01
ISSUE: A

orange
St. James Court
Great Park Road
Almondsbury
Bristol
BS12 4QJ
Tel 01454 624600
Fax 01454 618501

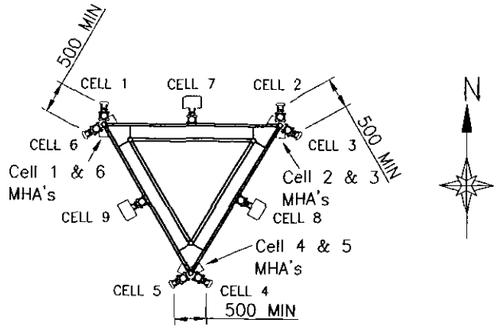

PLAN ON CELLNET ANTENNAS SCALE 1/100

CELLNET EQ. ON
HEADFRAME @ 15.3m

NEW 6 No UMTS ANTENNAS
CELL 1 & CELL 2 @ 0° EGN
CELL 3 & CELL 4 @ 120° EGN
CELL 5 & CELL 6 @ 240° EGN

NEW 3 No DUAL POLAR ANTENNAS
Cell 7 @ 0° EGN
Cell 8 @ 120° EGN
Cell 9 @ 240° EGN

CELLNET CABIN SIZE:
UMTS 3725x2525x2805

DISHES
2No 600ø DISHES @17m
BEARING TBA

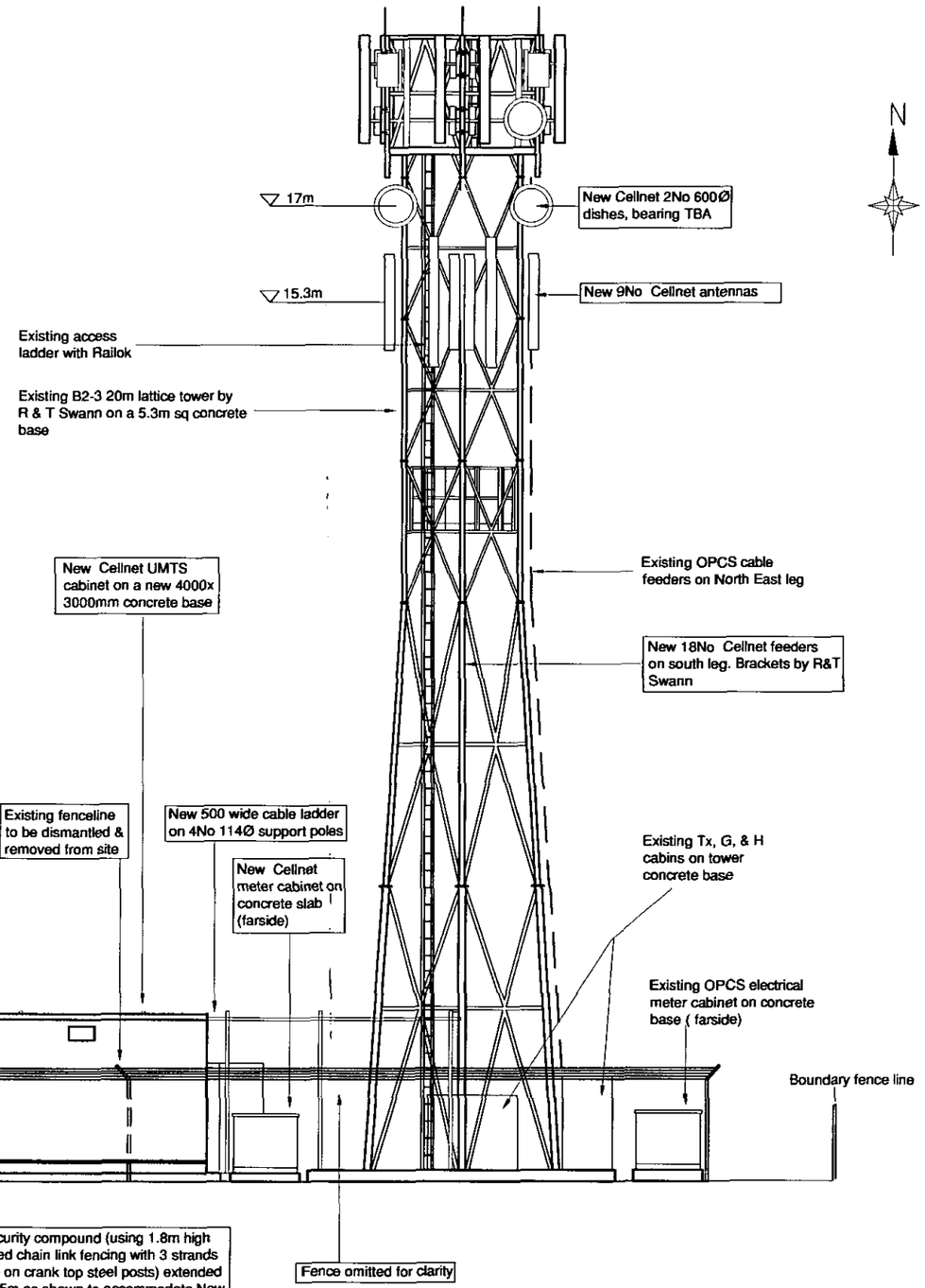

SOUTH ELEVATION OF COMPOUND

SCALE 1/100



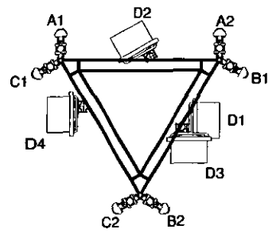

PLAN ON OPCS HEADFRAME SCALE 1/100

OPCS EQUIPMENT

Existing 6No. SECTORED ANTENNAS to be replaced with 6No DBPP in the future
A1 @ 0°EGN
A2 @ 0°EGN
B1 @ 120°EGN
B2 @ 120°EGN
C1 @ 240°EGN
C2 @ 240°EGN
Existing 6 No MHA'S UNITS
Future 6 No MHA'S

MAX FEEDER LENGTH 25m
MAX FEEDER SIZE LDF 5/50
MIN RADIUS 250

CABINS
Existing G, H, & Tx to be replaced in future with 10 pack

TRANSMISSION DISHES

DISH	DIA(mm)	E.G.N	RFU
D1	600	90°	INT
D2	600	330.9°	
D3	600	180°	
D4	600	270°	

OPCS REF: PC/BRK0071/SHA/--/99148991
CELLNET REF: 17000

GEOFFREY OSBORNE LIMITED
OSBORNE HOUSE. STOCKBRIDGE ROAD
CHICHESTER. WEST SUSSEX. PO19 2LL
TEL: 01243 787811
FAX: 01243 531231
DESIGN & DRAWINGS BY PTA TELECOM LIMITED

COMMERCIAL IN CONFIDENCE

RELEVANT BS STANDARDS	BS 308	BS 3429
DO NOT SCALE FROM THIS DRAWING		
PTA TELECOM DRAWING NUMBER	6821/372/03	
ORANGE CELL NUMBER	BRK0071	
DRAWING LOCATION	6821/BRK0000	

THIS SITE CONFORMS TO OPCS, 3G DESIGN GUIDE. SPECIFICATION 252 WITH THE FOLLOWING EXCEPTIONS

1. _____
2. _____
3. _____
4. _____
5. _____

ISS.	DESCRIPTION	BY	DATE	CHK'd
A	CELLNET SITE SHARE	SB	7/01	

SCALE RTD | DRAWN SB | CHECKED | APPROVED
DATE 31/7/01 | DATE | DATE

TITLE
PROPOSED 3G INSTALLATION
MAYS HILL LODGE
BEECH HILL ROAD, BEECH HILL
BERKSHIRE

DRAWING NUMBER 30/BRK0071/03
ISSUE A

orange

St. James Court
Great Park Road
Almondsbury
Bristol
BS12 4QJ
Tel 01454 624600
Fax 01454 618500

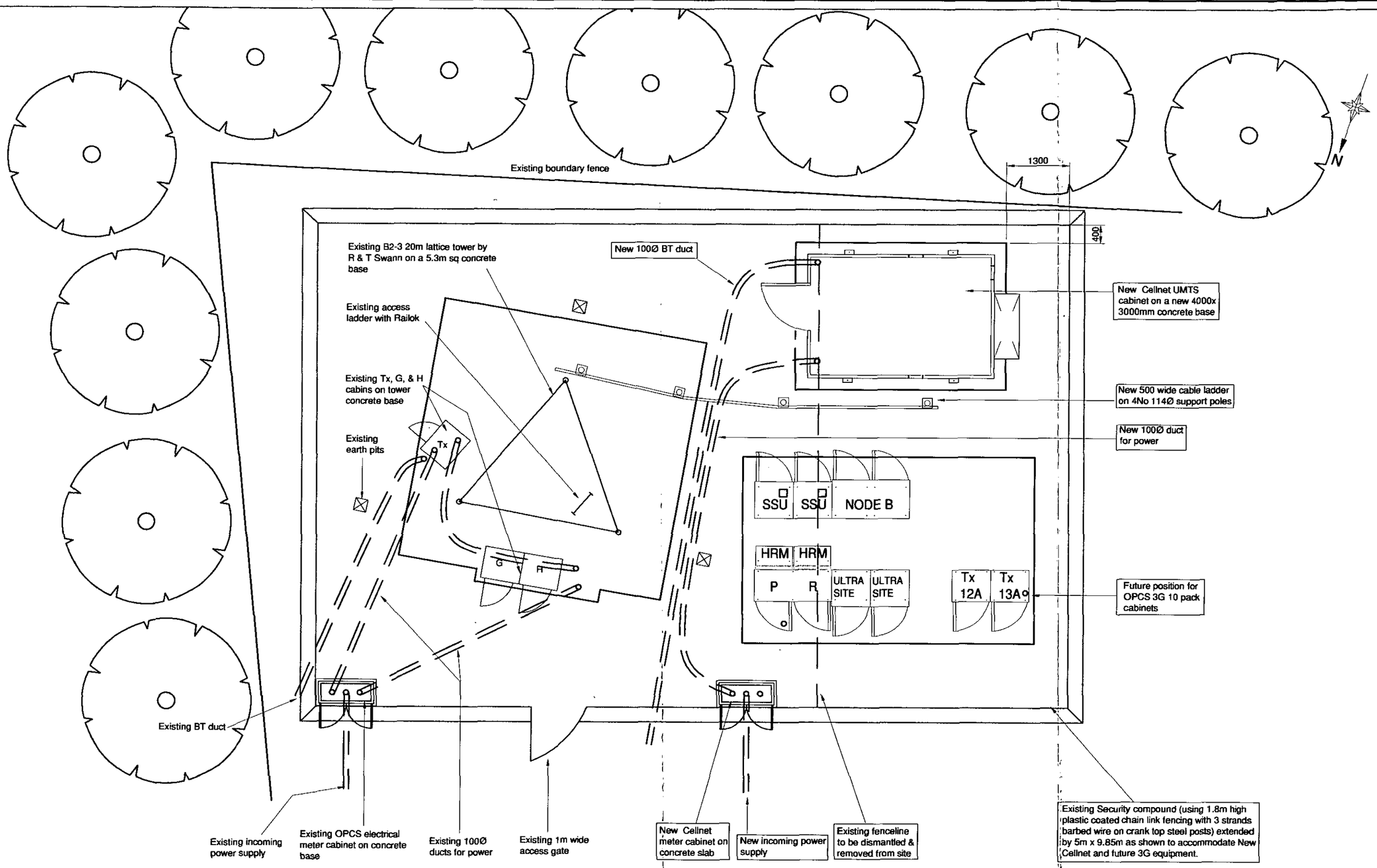

COMPOUND PLAN (SCALE 1:75)

0 10 20 30 40 50 60 70 80 90 100

OPCS REF: PC/BRK0071/SHA/--/99148991
CELLNET REF: 17000

GEOFFREY OSBORNE LIMITED
OSBORNE HOUSE. STOCKBRIDGE ROAD
CHICHESTER. WEST SUSSEX. PO19 2LL
TEL: 01243 787811
FAX: 01243 531231
DESIGN & DRAWINGS BY PTA TELECOM LIMITED

COMMERCIAL IN CONFIDENCE

RELEVANT BS STANDARDS	BS 308	BS 3429
DO NOT SCALE FROM THIS DRAWING		
PTA TELECOM DRAWING NUMBER	6821/372/02	
ORANGE CELL NUMBER	BRK0071	
DRAWING LOCATION	6821/BRK0000	

THIS SITE CONFORMS TO OPCS, 3G DESIGN GUIDE. SPECIFICATION 252 WITH THE FOLLOWING EXCEPTIONS

1.
2.
3.
4.
5.

ISS.	DESCRIPTION	BY	DATE	CHK'd
A	CELLNET SITE SHARE	SB	7/01	

SCALE	DRAWN	CHECKED	APPROVED
RTD	SB		
	DATE 31/7/01	DATE	DATE

TITLE
PROPOSED 3G INSTALLATION
MAYS HILL LODGE
BEECH HILL ROAD, BEECH HILL
BERKSHIRE

DRAWING NUMBER 30/BRK0071/02

ISSUE A

orange

St. James Court
Great Park Road
Almondsbury
Bristol
BS12 4QJ
Tel 01454 624600
Fax 01454 618501