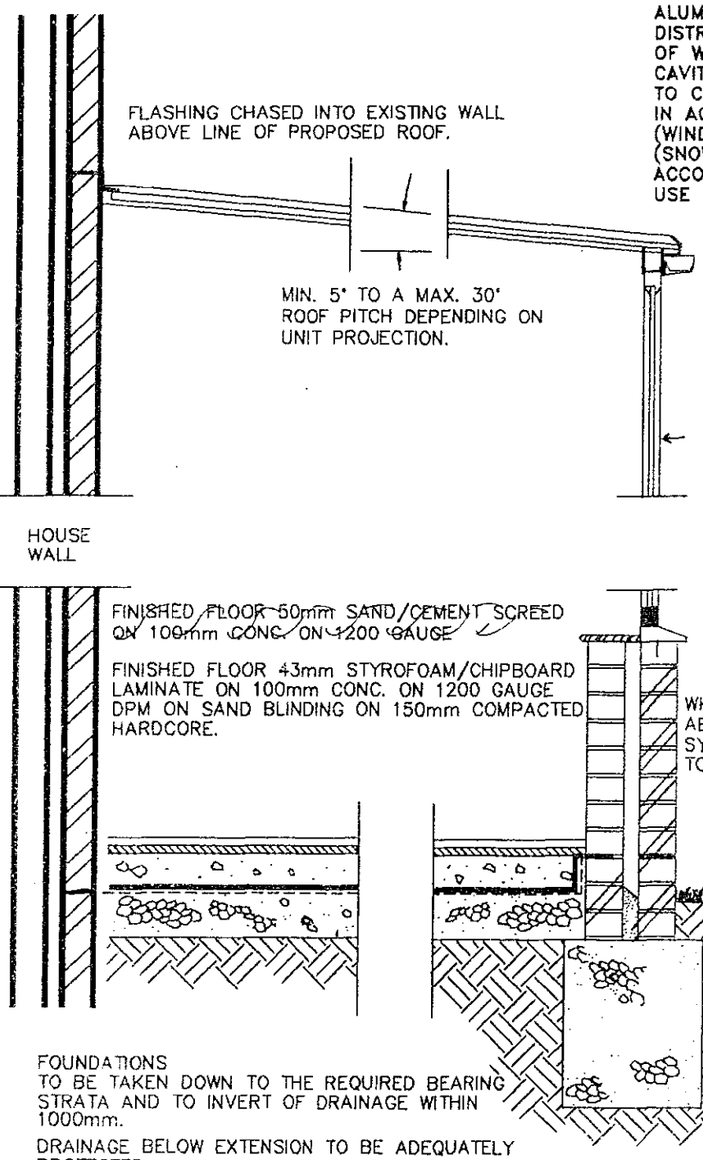

ROOF COMPRISES
STRUCTURAL ALUMINIUM, VENTILATED RIDGE, ALUMINIUM GLAZING BARS WITH PVC INTERNAL AND EXTERNAL CAPPINGS. ALUMINIUM EAVES BEAM (LOAD DISTRIBUTION MEMBER) SECURED TO TOP OF WALL FRAMES. ROOF GLAZING TO MULTI-CAVITY POLYCARBONATE OR GLASS SHEETS TO CLIENTS INSTRUCTIONS. ROOF DESIGNED IN ACCORDANCE WITH CP3 CHAPTER 5 (WIND LOADING) AND BS 6399 PART 3 (SNOW LOADING). ALL DESIGNED IN ACCORDANCE WITH CP118 (STRUCTURAL USE OF ALUMINIUM).

WALLS CONSTRUCTED IN ACRYLIC MODIFIED PVCu WITH STRUCTURAL ALUMINIUM REINFORCED SECTIONS AND GLAZED USING 24mm O/A TOUGHENED GLASS SEALED UNITS. GLAZING IN ACCORDANCE WITH B.S.6262. SEALED UNITS CONFORM TO B.S.5713. SAFETY GLASS (TOUGHENED) CONFORMS TO B.S.6206, CLASS A.

WHERE NEW BASEWALL / BRICKWORK GABLE ABUTTS EXISTING PROPERTY, FIXING SYSTEMS WILL BE USED IN ACCORDANCE TO BRITISH STANDARDS.

DPC TO BS 743 AND A MINIMUM OF 150mm FROM GROUND LEVEL.

NOTE:- CONSERVATORIES WITH A PITCHED TRANSLUCENT ROOF, UNDER 30m² AREA, ARE NOT SUBJECT TO BUILDING REGULATIONS, PROVIDED IT IS BUILT AT GROUND LEVEL.

TYPICAL SECTION

NOTE:
This cross sectional drawing is shown as a "Typical Example" And is intended for information purposes only. Site Conditions and sub-soil bearing strata will dictate final Design.

DWG: SHT2NCBW REV: D

Anglian Home improvements

26.JAN.2001* 3247

PROPOSED . PVCu Conservatory
AT . . . . . 15 Stonehaven Drive
Woodley
Reading, Berkshire
RG5 4DE
FOR . . . . Mr. & Mrs. HOBART

CUSTOMER CONTRACT COPY CHECK. YES ✓

SURVEYOR: PLEASE CONFIRM THAT ALL THE ABOVE DETAILS ARE CORRECT. . YES ✓

DATE.	REVISIONS.	BY.
11/1	RIDGE HEIGHT 3648 (27° — MINIMUM PITCH THAT ALLOWS FULL	RH
	HT. GLASS IN GABLES; NO TRANSOMS WANTED IN GABLES)	
	CHANGE DOOR PREFERENCE WHITE HANDLES	

DRAWING No. 099-04538

DRAWN BY.. Liam Gibson

DATE 6-1-01

BRANCH NAME

SURVEYOR.. RHill

DATE 11.01.01

The Company Surveyor has discussed the above survey with me and I agree to the designs and other details finalised during the Surveyor's visit and I understand that I must settle the account with the Installers upon completion.

Customers Signature ..... Date 11/1/01

Expected Installation Date
SUBJECT TO PLANNING
(Subject to third party approval being obtained)

Comments on deferred installation
EST. 8-10 WKS PLANNING
PLUS 8-10 WKS MANUF./FITTING

Method of payment (Confirmed with Customer)
CASH
(Anglian does not accept final balance payment by credit card.)

Code .....

APPROVAL REQUIRED ✓ Where applicable

PLANNING PERMISSION	YES ✓	NO	RESTRICTIVE COVENANTS	YES	NO ✓
BUILDING REGULATION	YES	NO ✓	HOUSING ASSOC. CONSENT	YES	NO ✓
LISTED BUILDING CONSENT	YES	NO ✓	BUILDERS CONSENT	YES	NO ✓
CONSERVATION AREA	YES	NO ✓	LANDLORDS CONSENT	YES	NO ✓
NEIGHBOURS CONSENT	YES	NO ✓	Pparty WALL ACT	YES	NO ✓

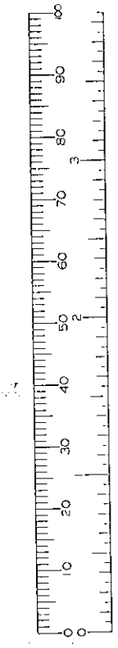

APPROVED

SCHEDULE OF WORKS

26. JAN 2001 *

3247

✓ WHERE APPLICABLE

PRODUCT POSITION: REAR ☐ SIDE ✓ FRONT ☐ FINISHED FLOOR LEVEL: SAME ✓ BELOW ☐

SITE ACCESS (SPECIFY): SIDE GATE

EXISTING PROPERTY FOUNDATION TYPE: MAINLY CLAY IN THIS AREA OF WOODLEY. STRIP FOOTINGS TO 1m ARE USUALLY SUITABLE

COUNCIL TEL. NO. & POINT OF CONTACT :

BRICK TYPE (IF KNOWN): LBC BRINDLE

	YES	NO	DETAILS
Skip Required	✓		ON ROAD / ~~DRIVE~~ AT SIDE
Remove Site Obstruction		✓	TYPE : ____ VOLUME : __
Trees		✓	TYPE : ____ DISTANCE FROM UNIT: : ____
Full Base	✓		
Extra Depth Foundations		✓	TOTAL DEPTH : ____
Break Up Hardstanding	✓		TYPE : CONCRETE SLABS AREA (m²): 11.5
Excessive Earth Removal		✓	QUANTITY : ____
Retaining Wall		✓	HEIGHT : ___ LENGTH : ___
Rainwater Drainage	✓		Soakaway ☐ Connect To Existing ☐ Other ☐ ____
Manhole, Plastic/Brick/Concrete		✓	RAISE & SEAL / MOVE | INVERT DEPTH : __
Gulley/Rodding Eye		✓	RAISE & SEAL / MOVE
Re-Route Rainwater Pipe		✓	PLASTIC / CAST | ROUND / SQUARE; COLOUR : ___ | DIAMETER : __
Box In Pipes		✓	
Additional Height On Base At Front Of Unit		✓	Height Over 225mm : ____
Suspended Timber Floor		✓	
Cut Garden Room Ridge Around SVP		✓	

	YES	NO	DETAILS
Basewall External Finish	✓		BRICK / RENDER / OTHER
Basewall Internal Finish	✓		BRICK / PLASTER
Gable Wall External Finish		✓	BRICK / RENDER / OTHER
Gable Wall Internal Finish		✓	BRICK / PLASTER
Make Good To Site	✓		CUSTOMER'S EXPECTATIONS : ____
Steps / Landing		✓	TOTAL RISE : ___ QUANTITY : ___
Ballustrades		✓	
Frame / Box Out Obstruction		✓	SIZE : ___ POSITION : ___
Modify Low Eaves		✓	FIT TO FASCIA / RAISE ROOF
Construct Victorian Dormer		✓	
Infill Under Eaves		✓	STUD / BRICKWORK / OTHER
Existing House Wall Cladding & Making Good Inside Unit		✓	TIMBER / PVCU / STEEL / TILE; SPECIFY : ____
Knockthrough	✓		FULL HEIGHT ~~PICTURE WINDOW~~ resi door / ~~WINDOW & BOLSTER WALL~~ / ~~NEW LINTOL + WIDTH~~ : ____
Physical Barrier By Anglian / ~~Customer~~	✓		TYPE : UPVC resi door
Plaster House Wall		✓	QUANTITY : __ m²
Screed Floor By Anglian		✓	QUANTITY : __ m² SQUARED OFF OVERALL UNIT
Screed Floor By Customer		✓	DISTANCE OVERSITE SET BELOW EXISTING FINISHED FLOOR LEVEL : __ QUANTITY : __ m² SQUARED OFF OVERALL UNIT
Coseyfloor	✓		QUANTITY : 11.25 m²
Skirting Board		✓	SIZE : ____ PVCU / TIMBER
Existing Balanced Flue		✓	TYPE : ____ DIST. FROM UNIT : ____
Electrics		✓	SPECIFY : ____
Plumbing		✓	SPECIFY : ____
Additional Work		✓	SPECIFY : ____

Customers Signature	Date	
.....	11/1/01	

Drawing No.	Description.
099-04538	CHECK SHEET.

Scale..	Drawn.
N/A	LG
Date.. 6-1-01	Surveyor.

PRODUCT CHECK SHEET.

26.JAN.2001* 3247

☑ Where Applicable

PRODUCT: PVCu WHITE KNIGHT ☑ | PVCu DUAL KNIGHT ☐ | PVCu GOLDEN OAK ☐ | PVCu CRUSADER ☐ | EXCALIBUR ☐ | TIMBER ☐

NOTE - ALL CRUSADER AND EXCALIBUR CONSERVATORIES ARE EXTERNALLY GLAZED.

EXCALIBUR COLOUR: n\a OUT/ WHITE IN.

ROOF COLOUR: white OUT/ white IN.

ROOF MATERIAL: POLYCARBONATE ☑ | GLASS ☐ | TIMBER ☐ | GRP ☐

ROOF MATERIAL COLOUR: bronze THICKNESS: 16 GLASS SPEC: 5 wall

ROOF VENT: YES ☑ NO ☐ QUANTITY: 1 MANUAL ☑ AUTOMATED ☐ RIDGEFLOW: YES ☐ NO ☑

NUMBER OF DOWNPIPES: 1 POSITION: L/H ☐ R/H ☑ INTERMEDIATE ☐

HANDLE COLOUR: SILVER ☑ WHITE ☑ GOLD ☐ BLACK ☐ TYPE: STRAIGHT ☑ CURVED ☐

DENTIL MOULDING: YES ☐ NO ☑

THRESHOLD: LOW ☑ HIGH ☐ WHEELCHAIR ☐

SPECIAL GLASS TO FRAMES AND LOCATION: pilkington k (If Required)

OBSCURE GLAZING PATTERN AND LOCATION: see below - additional product n\a (If Required)

S.G.O.: YES ☐ NO ☑ LOCATION AND PATTERN No.: n\a (If Required)

WINDOW BOARDS: HARDWOOD ☐ PVCu ☐ WHITE DURABOARD ☑ MAHOGANY DURABOARD ☐ GOLDEN OAK DURABOARD ☐ LIGHT OAK DURABOARD ☐ TILED ☐

ADDITIONAL PRODUCT / PHYSICAL BARRIER: PVCu ☑ HARDWOOD TIMBER ☐ SOFTWOOD TIMBER ☐

DESIGN-VIEWED EXTERNALLY.

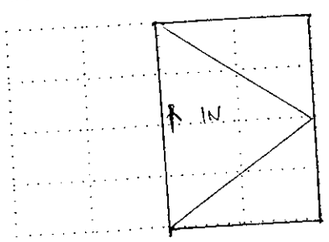

MANUFACTURING SIZES.

HEIGHT: 2050

WIDTH: 850

GLASS TYPE. OBSCURE - COTSWOLD TOUGHENED

HANDLES: AS MAIN UNIT

CILL TYPE: NO CILL

THRESHOLD: ~~[illegible]~~ NO THRESHOLD

ADDITIONAL INFORMATION

- OBSCURE - COTSWOLD
- GOALPOST FRAME
- HEIGHT OF 2050 IS FROM TOP OF DOOR FRAME TO BOTTOM OF DOOR LEAF.

THIRD PARTY APPROVAL CONSERVATORY FRONTING PUBLIC HIGHWAY

LOCAL COUNCIL ☑ HOUSING ASSOCIATION ☐ BUILDER ☐ OTHER ☐

ADDRESS - WOKINGHAM DC

BLOCK PLAN (NOT TO SCALE)

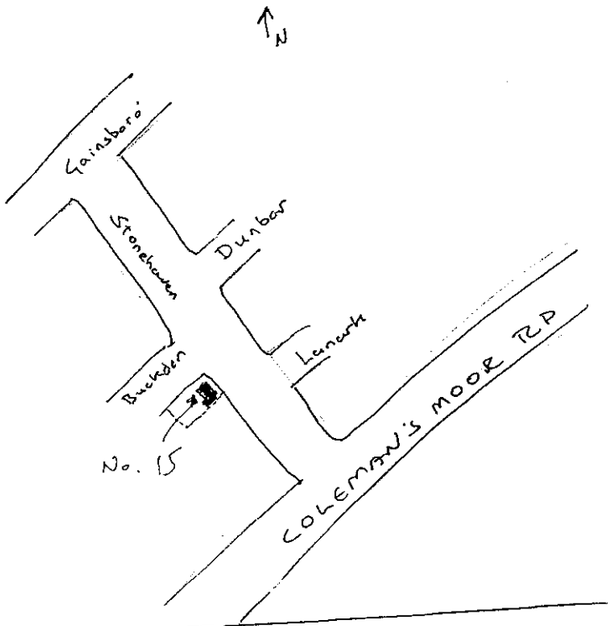

ADDITIONAL PRODUCT.

DESIGN-VIEWED EXTERNALLY.

MANUFACTURING SIZES.

HEIGHT: INC. CILL.

WIDTH:

GLASS TYPE.

HANDLES:

CILL TYPE:

THRESHOLD:

ADDITIONAL INFORMATION

Customers Signature	Date	Drawing No.	Description	Scale	Drawn
[signature]	11/1/01	099-04538	CHECK SHEET.	N/A	[signature]
				Date 6-1-01	Surveyor [signature]

DWG: ENGNTBW | REV: D

SURVEYORS BASE PLAN

(TO ACCOMPANY ACTUAL BASE PLAN PROVIDED BY CONSERVATORY ADMIN.)

- DPC TO MATCH HOUSE
- FFL TO MATCH HOUSE
- SET OVERSITE 22mm BELOW DPC HEIGHT

26.JAN.2001* 3247

NOTES

1. ALL DIMENSIONS IN MILLIMETRES AND TO BE CHECKED ON SITE PRIOR TO COMMENCEMENT OF WORK.
2. ONLY FIGURED DIMENSIONS TO BE TAKEN FROM THIS DRAWING.
3. DO NOT SCALE OFF DRAWING.
4. ANY EXISTING BRICK VENTS TO BE DUCTED THROUGH PROPOSED BASE.
5. GROUND LEVEL TO BE LOWERED LOCALLY TO GIVE REQUIRED CLEARANCE FOR D.P.C.
6. SURFACE WATER TO BE DISCHARGED VIA NEW 68 DIA. RAINWATER DOWN PIPE AND SHOED INTO GRATING OVER GULLEY AND INTO 100 DIA. UPVC DRAIN BEDDING ON PEA-SHINGLE TO FALL 1:40 min INTO NEW SOAKAWAY 5.0 m. MIN. AWAY FROM BUILDINGS, TO BE FILLED WITH HARDCORE, AGGREGATE AND PEA GRAVEL.
7. BUILD NEW BASE WALL ABOVE D.P.C LEVEL OF UNIT.
   BASE WALL TO BE CONSTRUCTED IN 100 MM THICK ~~BLOCKWORK~~/BRICKWORK
   INTERNALLY, 50 MM THICK CAVITY FILLED WITH FIBREGLASS INSULATION BATS,
   100 MM THICK BRICKWORK EXTERNALLY, AND TO INCORPORATE D.P.C MIN
   150 MM ABOVE GROUND LEVEL AND TO INCLUDE "BUTTERFLY" GALVANISED
   WIRE TYPE WALL TIES STAGGERED 900 MMM HORIZONTALLY, 450 MM VERTICALLY AND
   TO BE DOUBLED UP AROUND CORNERS AND REVEALS.
   CLOSE INTERNAL SKIN AT JAMBS AGAINST 150 MM WIDE D.P.C
   CAVITY BELOW GROUND LEVEL TO BE FILLED WITH LEAN MIX CONCRETE TO WITHIN
   150 MM OF D.P.C. LEVEL OF UNIT.
   ALL NEW VISIBLE BRICKWORK, INCLUDING BRICKWORK BELOW D.P.C. LEVEL AND ABOVE
   EXTERNAL GROUND LEVEL TO PERIMETER OF UNIT TO MATCH EXISTING HOUSE BRICKWORK (WHERE POSSIBLE).

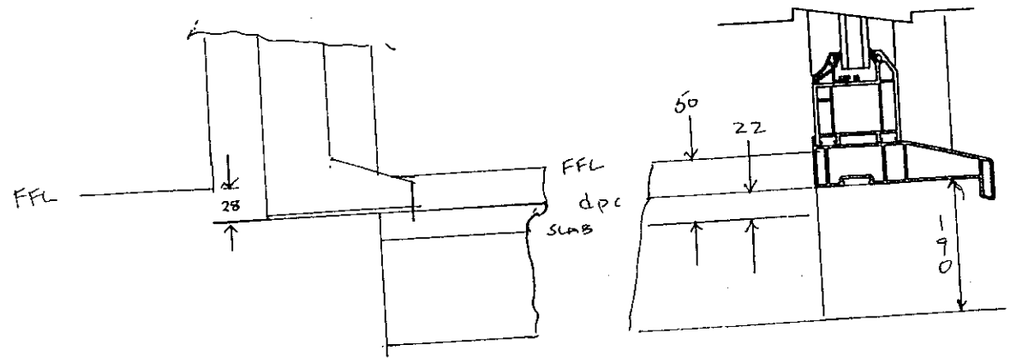

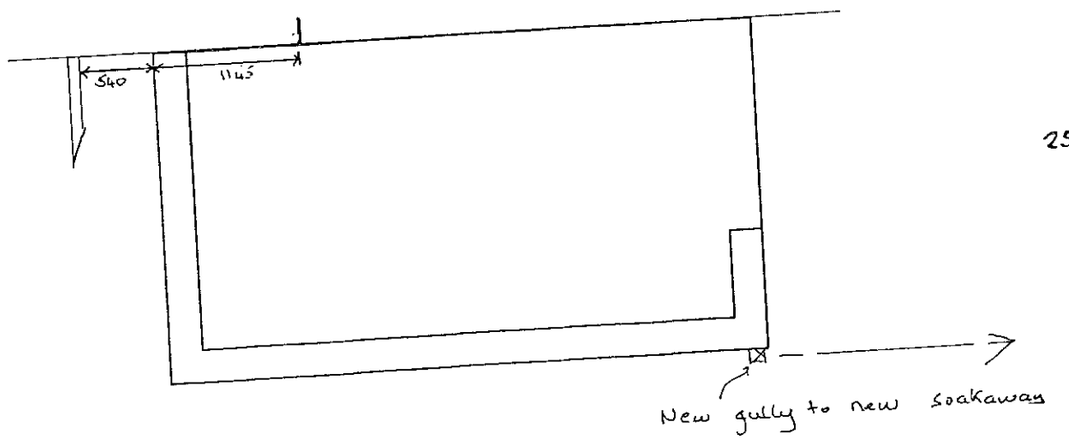

SET-OUT: Start base 1145mm from door reveal L.H.S (or 540 from face of fence)

PLUMB OF WALL OK UP TO 3500mm

5574

NOTE- BUILDER ENSURE EXISTING WALLS ARE PLUMB PRIOR TO COMMENCEMENT OF BASEWORKS.

Customers Signature	Date		Drawing No.	Unit Elevation	Scale..	Drawn..
Russell Hobart	11/1/01		099-04538	BASE LAYOUT.	1:50	GG
					Date.. 6-1-01	Surveyor. RH.11

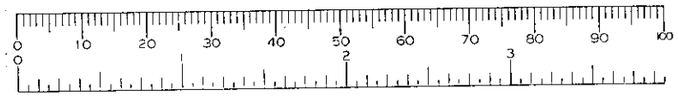

26. JAN. 2001* 3247

REAR ELEVATION 1:100

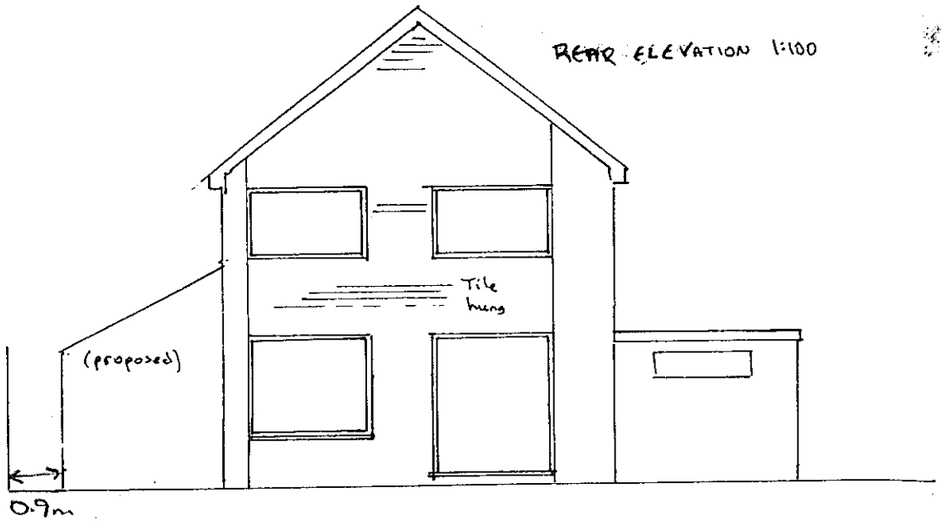

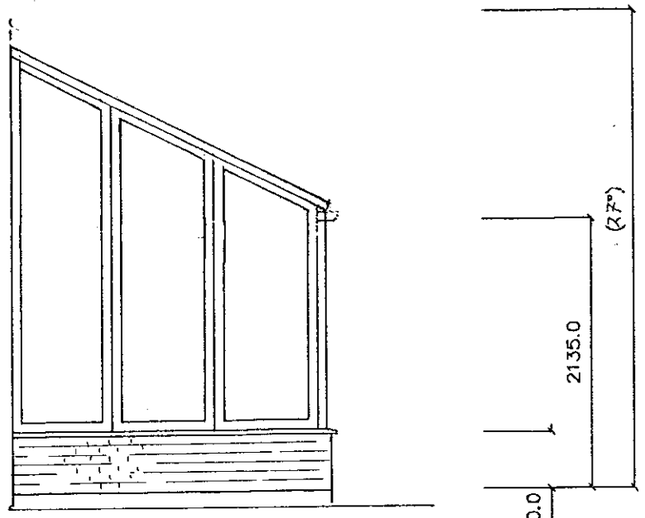

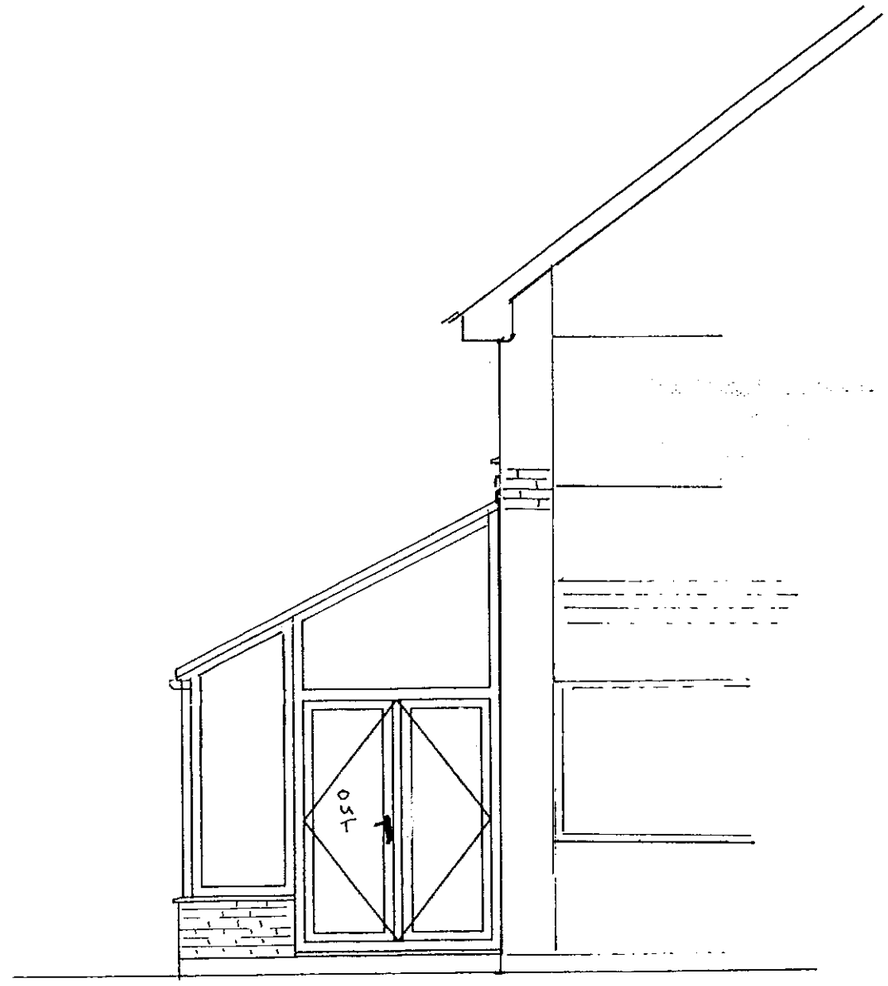

Customers Signature	Date	Drawing No.	Property Elevation:	Unit Elevation:	Scale..	Drawn..
Robert Hobart	11/1/01	099-04538	REAR	SIDE ELEVATIONS.	1:50	
					Date.. 6-1-01	Surveyor. RH

26 JAN 2001 • 3247

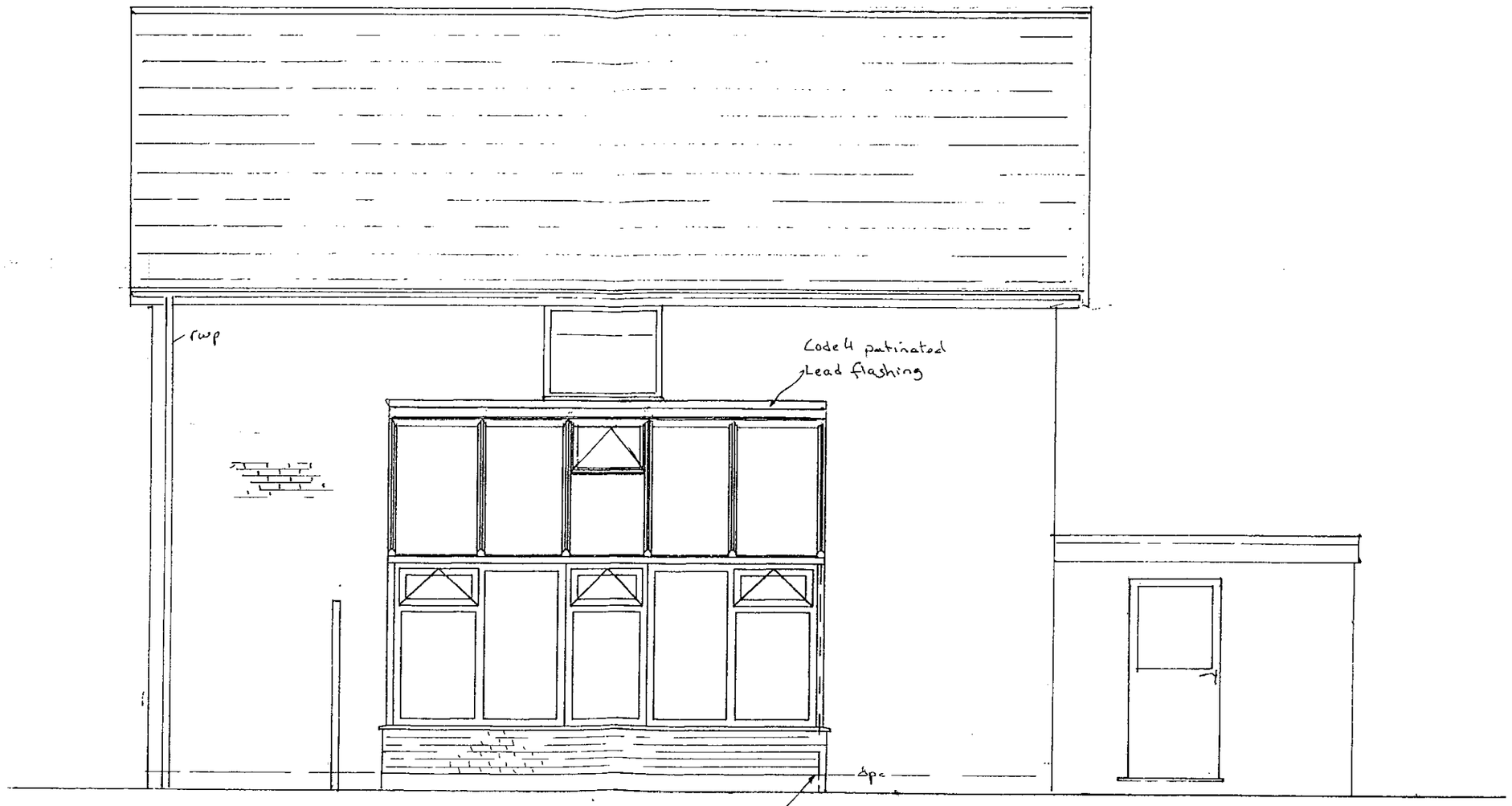

SPECIFICATION:

1 # double door where shown (open out)
3 # top hung fanlight vents where shown
1 # roof vent where shown
450mm basewall
~~30°~~ roof pitch
27° (minimum pitch that allows full ht. glass to gables)

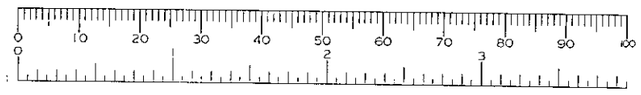

APPROVED

Customers Signature	Date	Drawing No.	Property Elevation:	Unit Elevation:	Scale..	Drawn..
Russell Hobart	11/1/01	099-04538	SIDE	FRONT ELEVATION.	1:50	GG
					Date.. 6-1-01	Surveyor. RH

26. JAN. 2001 * 3247

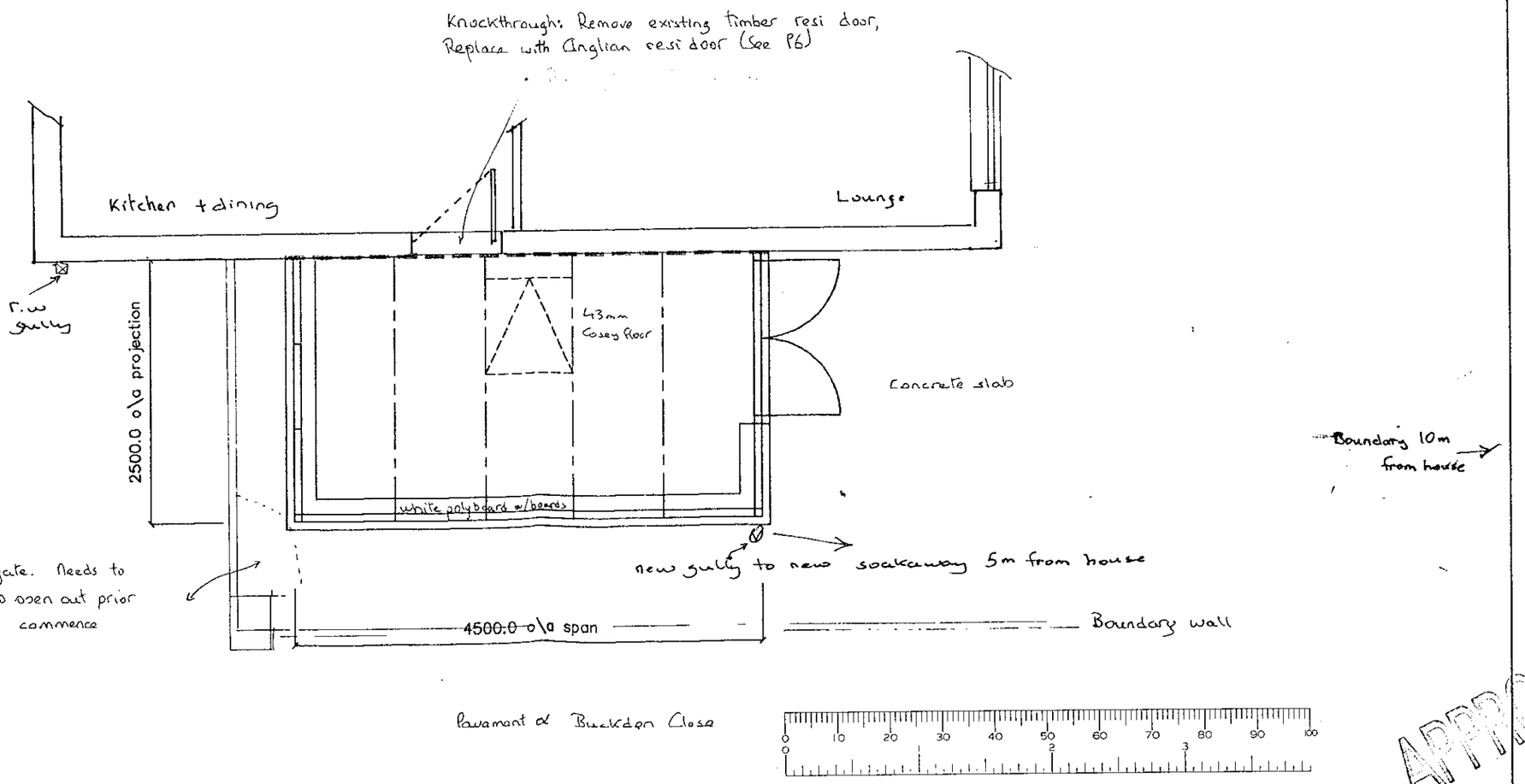

APPROVED

Customers Signature	Date	Drawing No.	Unit Elevation.	Scale..	Drawn..
[signature]	11/1/01	099-04538	PLAN LAYOUT / ROOF DETAILS.	1:50	GG
				Date.. 6-1-01	Surveyor. RHill