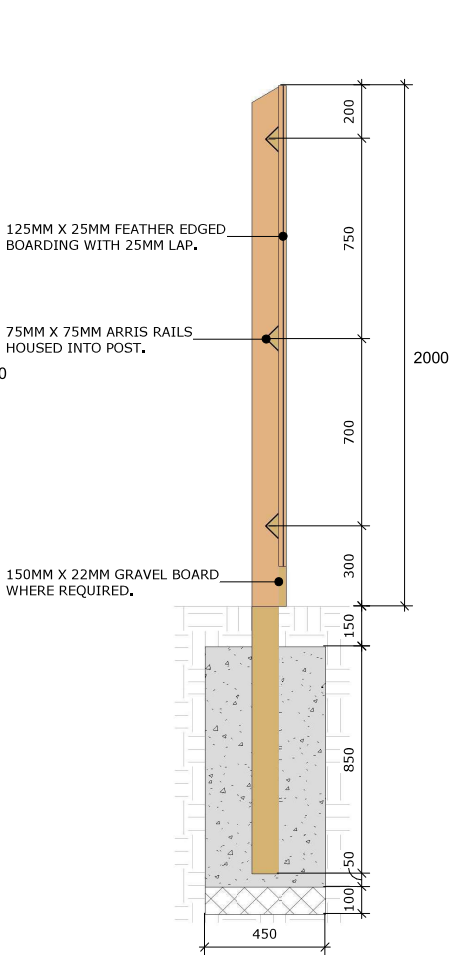
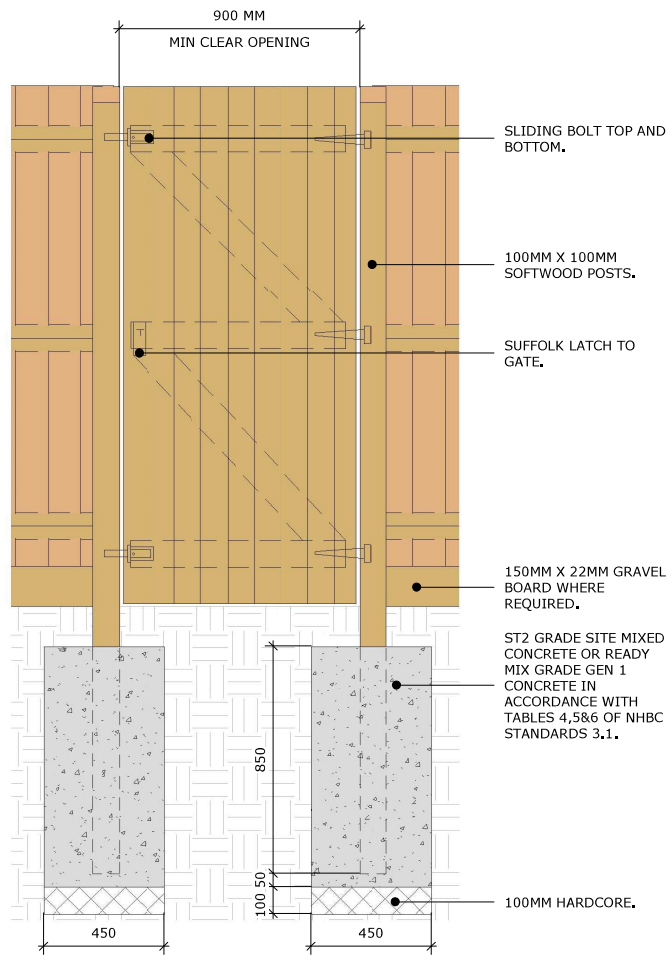


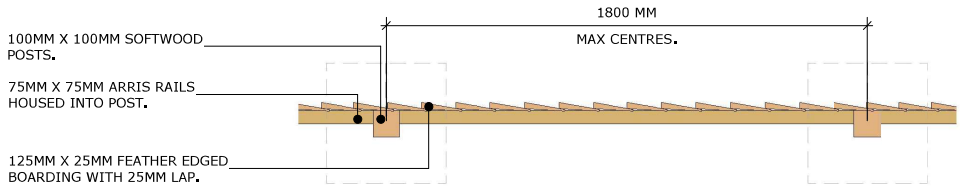
CLOSE BOARD FENCE - ELEVATION



SECTION



GATE ELEVATION



PLAN

- NOTES:
- ALL TIMBER TO BE FSC AND IMPREGNATED WITH AN APPROVED PRESERVATIVE.
 - BUSINESS UNIT TO ASSESS SUITABILITY OF DETAIL FOR INDIVIDUAL DEVELOPMENTS AND CONSULT WITH STRUCTURAL ENGINEER ACCORDINGLY.
 - TO BE READ IN CONJUNCTION WITH BS1722 PART 5.

| | | | | | | | | | |
|--|------------|--------|-------|------|------|-------|--------|----------------|--|
| category EXTERNAL WORKS DETAILS | | | | | | | | | |
| description EXTERNAL WORKS - CLOSE BOARDED FENCE (1800MM) incl. heights of 1850mm & 2000mm | | | | | | | | | |
| scale 1 : 20 | | | | | | | | revision 00 | |
| project | originator | volume | level | type | role | Class | number | | |
| GROUP | VIS | S | EX | D2 | A | FC | 0213A | | |

Vistry Group

STANDARD DETAIL

SUBJECT TO NHBC
APPROVAL