30.11.2000

TL/2000/2871

THIS DRAWING TO BE READ IN CONJUNCTION WITH THE FOLLOWING DRAWING Nos.

1. 30/BRK7033E/02

EQUIPMENT COLOURS
(SPECIFIED BY BS No.)

1. LAMPPOST: Column standard Galv finish
2. CABINET: Midnight green BS 4800 12 B 29
3. ANTENNA: N/A

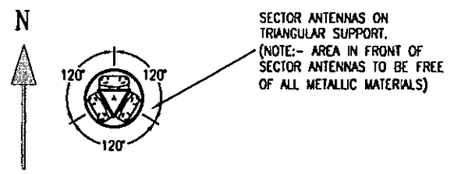

SECTIONAL PLAN ON A-A
(SEE DETAIL ACROSS FOR LOCATION)

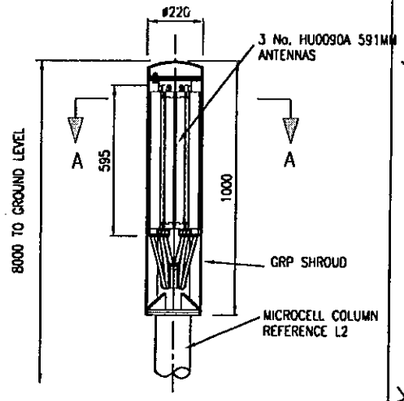

ELEVATION ON ANTENNA
ANTENNA DETAIL
SCALE :- 1:50

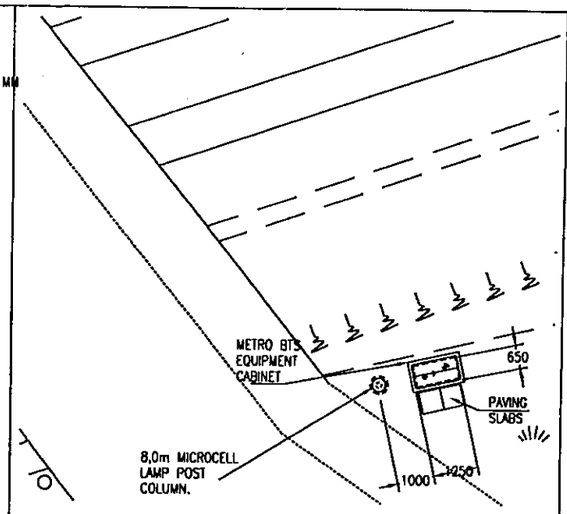

PART PLAN ON LAMPPOST COLUMN & CABINET
SCALE :- 1:175

REFUSED

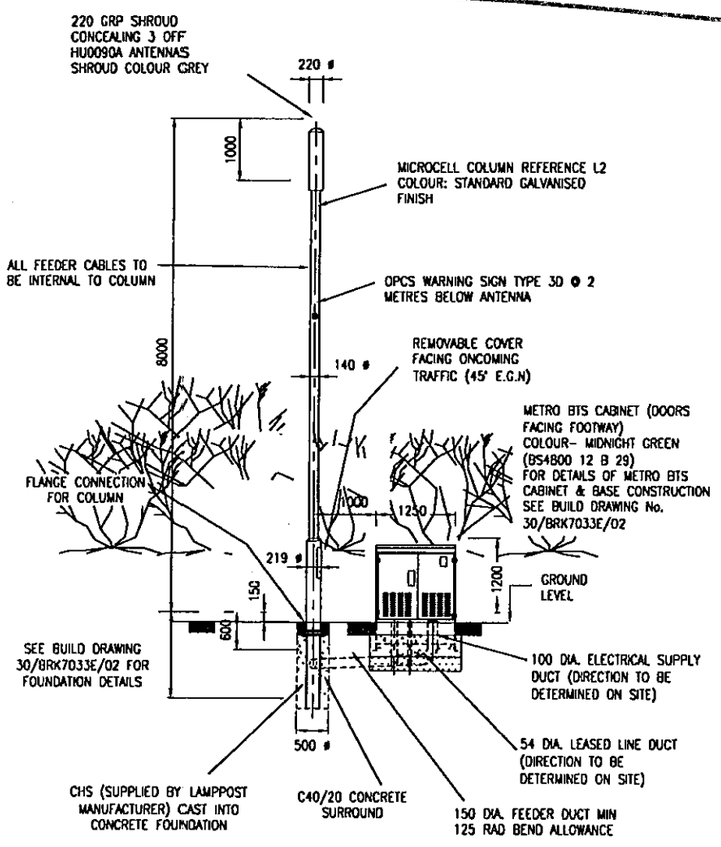

ELEVATION ON ARROW 'X' SCALE:- 1:100

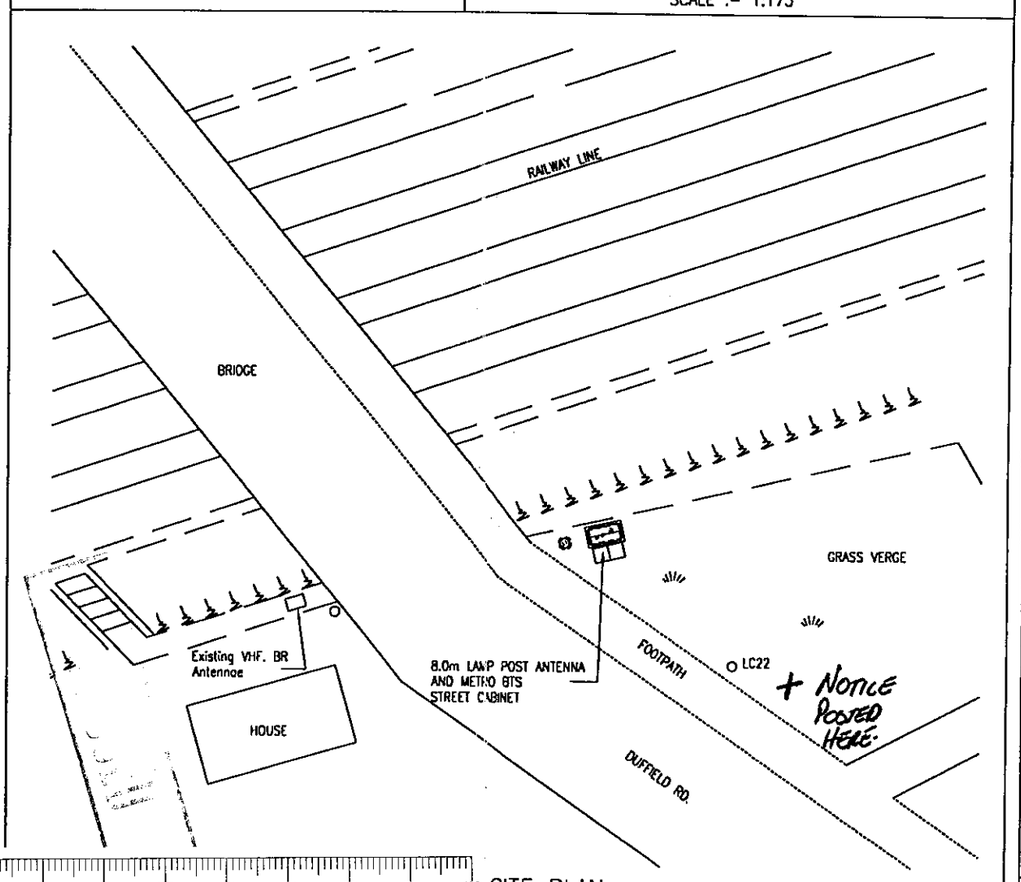

SITE PLAN
SCALE :- 1:250

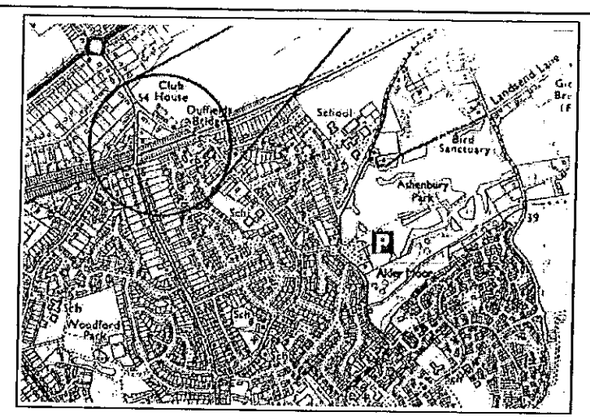

LOCATION PLAN

National Grid Reference E 476617 N 174513

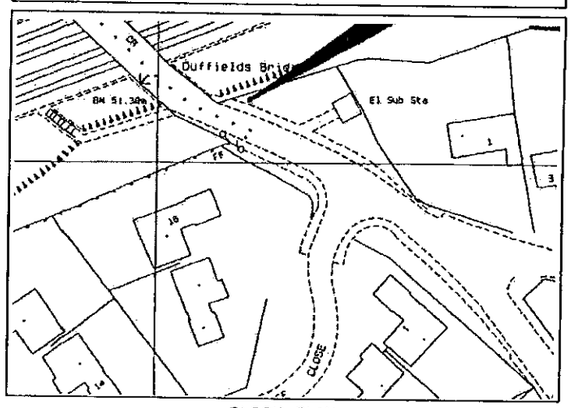

BLOCK PLAN
1:1250

UTILITIES KEY

UTILITY TYPE	CONTACT NAME	TEL. No.	SURVEY REPORT RETURN DATE
ELECTRICITY	Scottish and Southern Energy	01189 465500	16/11/99
GAS	Transco	02380 258258	22/11/99
WATER	Thames Water	0645 200800	25/11/99
SEWER	Thames Water	0645 200800	25/11/99
B.T.	B.T.	DIAL100 - ASK FOR DIAL BEFORE YOU DIG	-
OTHERS	-	-	-

PLANS ARE AVAILABLE AT THE OFFICES OF ORANGE PCS LTD. & FROM THE RELEVANT STATUTORY UNDERTAKERS SHOWING THE EXTENT OF SERVICES IN THE FOOTWAY

ANTENNA KEY

ITEM	FUNCTION / LINK No.	SECTOR	TYPE / SIZE	BEARING	HEIGHT TO C/L OF ANTENNA FROM GL (mm)	HEIGHT TO CENTRE OF DISH FROM GL (mm)	REMOTE LNA / RFU (Y/N)
A1	TXRX	-	HU0090A	0°	7600	N/A	-
A2	TXRX	-	HU0090A	120°	7600	N/A	-
A3	TXRX	-	HU0090A	240°	7600	N/A	-

FEEDER KEY

TO	QTY:	TYPE:	OUTER DIA.(mm)	MIN BEND RAD.(mm)	LENGTH (m)	COLOUR	NAME
A1	2	LDF 450	16	125	11	BLACK	-
-	-	LDF 450	16	125	11	BLACK	-
-	-	LDF 450	16	125	11	BLACK	-

REC SUPPLY REQUIRED FOR POWER

SITE NUMBER
30/BRK7033E/01

CONSULTANT

Patrick Farfan
ASSOCIATES LIMITED
E-Mail frog@patrickfarfan.com

LONDON OFFICE
Salamander Quay West
Park Lane, Harefield
Middlesex UB9 6NZ
TEL 01895 823700
FAX 01895 821214

Head Office
Saint Cuthberts,
Fourth Avenue, Trafford Park,
Manchester, M17 1DB
Tel 0161 877 7007
Fax 0161 877 4414

Offices also located in :- London, Birmingham, Belfast & Austria

THIS SITE CONFORMS TO OPCS RADIO SITE DESIGN DOC: SPEC253 WITH THE FOLLOWING EXCEPTIONS:

1.
2.
3.
4.

REV	DESCRIPTION	SITE CONTROLLER	DATE	DESIGN	DATE
0	INITIAL ISSUE	PF	28.11.00	PF	28.11.00

SCALE:-	AS SHOWN	CHECKED	
		DATE	
DRAWN	SS	APPROVED	
DATE	05/01/2000	DATE	

A3 ORIGINAL

INCHES
0 1/2 1
0 5 10 15 20 25 30 35

MILLIMETRES

ALL DIMENSIONS ARE IN MILLIMETRES UNLESS OTHERWISE STATED

OPTION NAME
COPSE MEAD

SITE ADDRESS
GRASS VERGE, EAST SIDE
ADJACENT TO SOUTH SIDE
OF RAILWAY
DUFFIELD ROAD
WOODLEY
READING RG5 4RP

SITE CONTROLLER: Paul Fitzgerald 07971 182758

NETWORK ENGINEER: Bob Francis 07973 994724

TITLE
MICROCELL - SONNING
LAMPPOST MOUNTED ANTENNA
GENERAL ARRANGEMENT

DRAWING NUMBER
30/BRK7033E/01

REV
0

CLIENT

orange

St. James Court
Great Park Road
Almondsbury Park
Bradley Stoke
Bristol
BS12 4QJ
Tel 01454 624600
Fax 01454 618501

2871

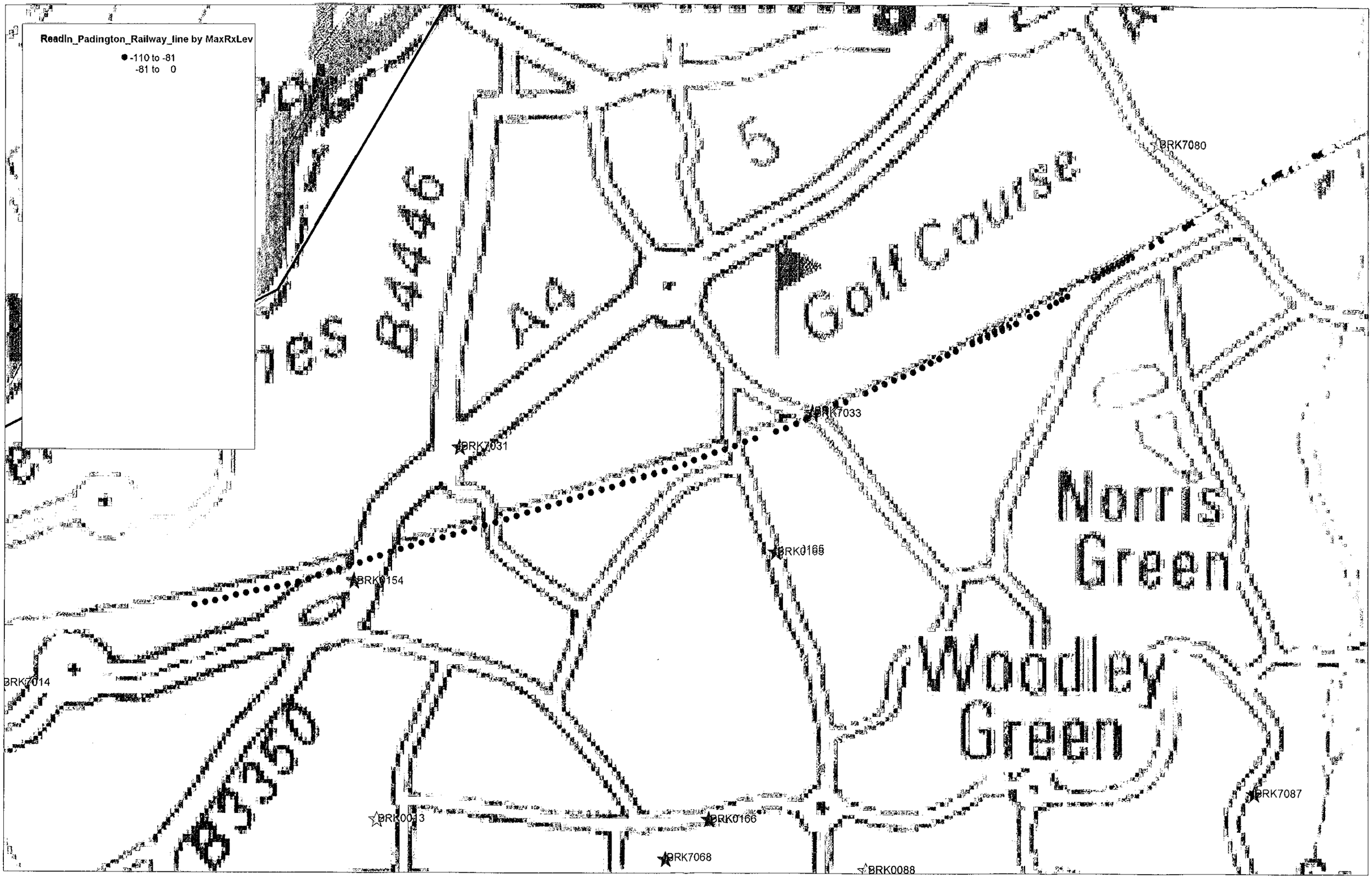
Readin_Padington_Railway_line by MaxRxLev
-110 to -81
-81 to 0
BRK7080
BRK7033
BRK7031
BRK0166
BRK0154
BRK7014
BRK0013
BRK7068
BRK0088
BRK7087
Golf Course
Norris Green
Woodley Green
0 10 20 30 40 50 60 70 80 90 100
0 2 3

2871

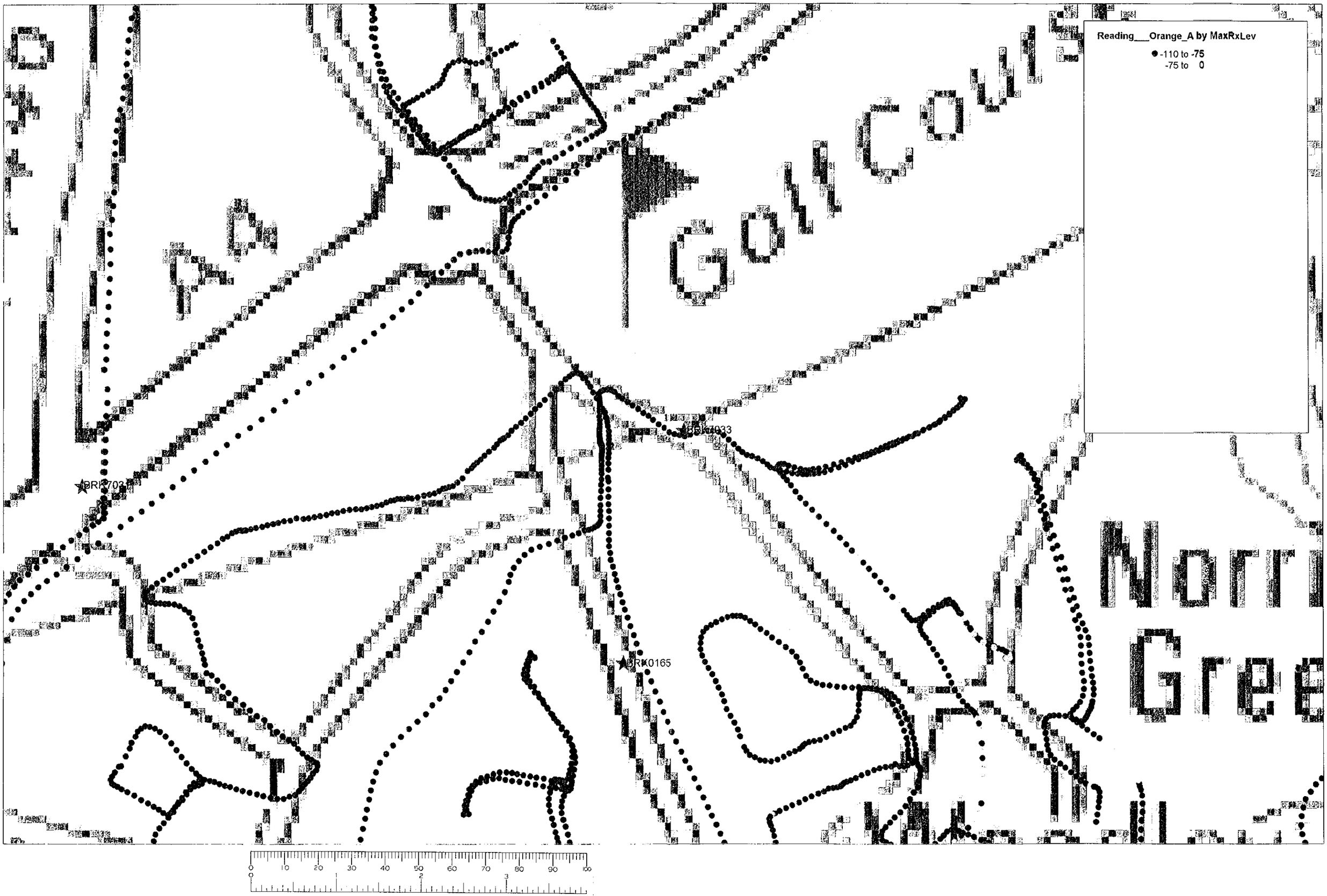
Reading___Orange_A by MaxRxLev
-110 to -75
-75 to 0
BRK0165
0 10 20 30 40 50 60 70 80 90 100
0 2 3

THIS DRAWING TO BE READ IN CONJUNCTION WITH THE FOLLOWING DRAWING Nos.

1. 30/BRK7033E/02

EQUIPMENT COLOURS
(SPECIFIED BY BS No.)

1. LAMPPOST: Column standard Galv finish
2. CABINET: Midnight green BS 4800 12 B 29
3. ANTENNA: N/A

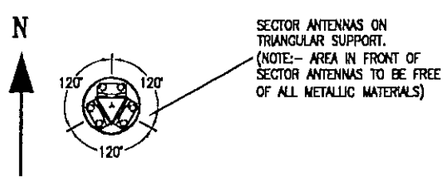

SECTIONAL PLAN ON A–A
(SEE DETAIL ACROSS FOR LOCATION)

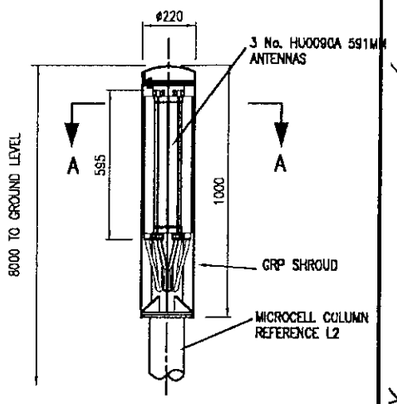

ELEVATION ON ANTENNA
ANTENNA DETAIL
SCALE :- 1:50

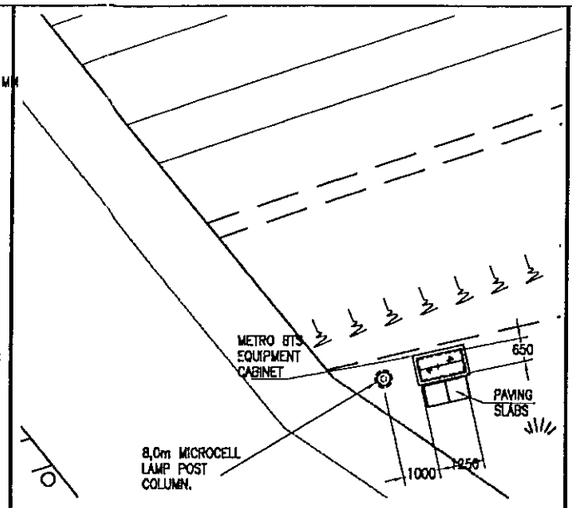

PART PLAN ON LAMPPOST COLUMN & CABINET
SCALE :- 1:175

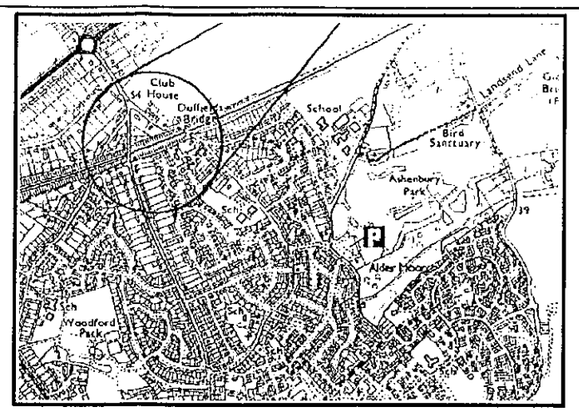

LOCATION PLAN

National Grid Reference	E 476617	N 174513

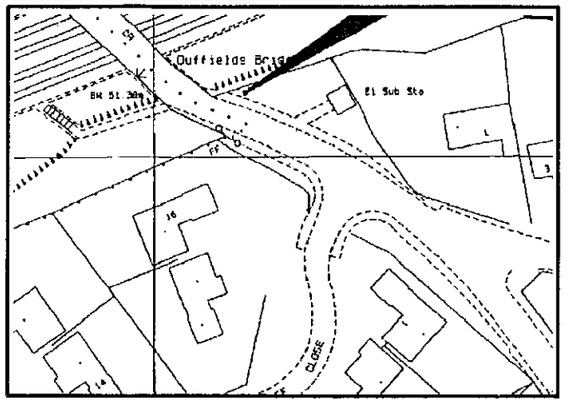

BLOCK PLAN
1:1250

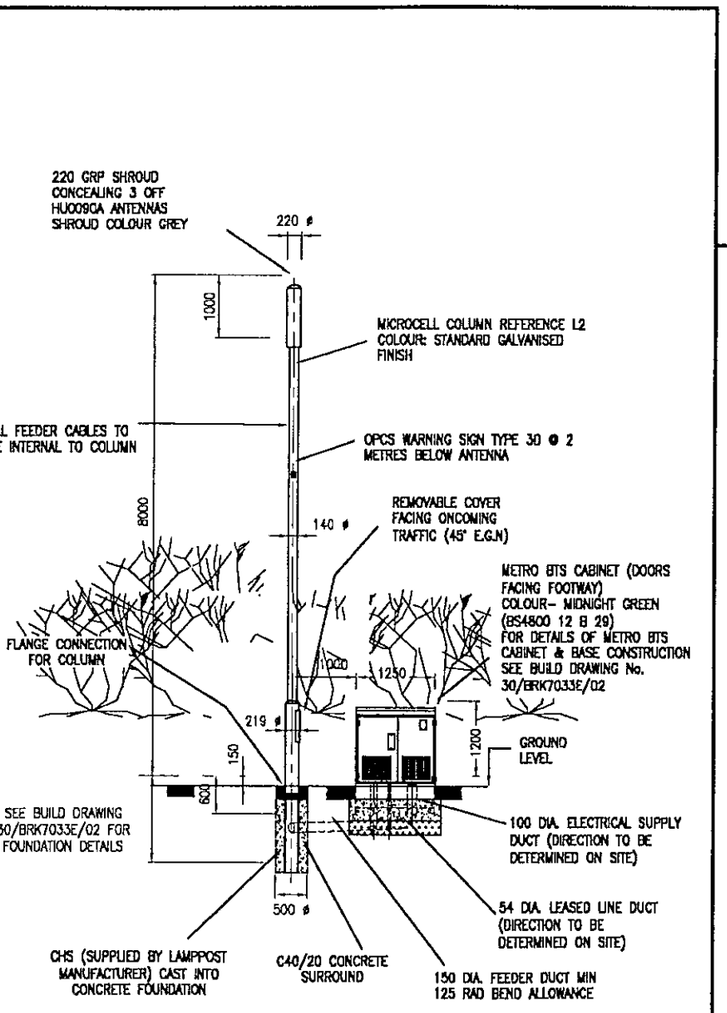

ELEVATION ON ARROW 'X' SCALE:- 1:100



SITE PLAN
SCALE :- 1:250

UTILITIES KEY

UTILITY TYPE	CONTACT NAME	TEL. No.	SURVEY REPORT RETURN DATE
ELECTRICITY	Scottish and Southern Energy	01189 465500	16/11/99
GAS	Transco	02380 258258	22/11/99
WATER	Thames Water	0645 200800	25/11/99
SEWER	Thames Water	0645 200800	25/11/99
B.T.	B.T.	DIAL100 - ASK FOR DIAL BEFORE YOU DIG	-
OTHERS	-	-	-

PLANS ARE AVAILABLE AT THE OFFICES OF ORANGE PCS LTD. & FROM THE RELEVANT STATUTORY UNDERTAKERS SHOWING THE EXTENT OF SERVICES IN THE FOOTWAY

ANTENNA KEY

ITEM	FUNCTION / LINK No.	SECTOR	TYPE / SIZE	BEARING	HEIGHT TO C/L OF ANTENNA FROM GL (mm)	HEIGHT TO CENTRE OF DISH FROM GL (mm)	REMOTE LNA / RFU (Y/N)
A1	TXRX	-	HUO090A	0°	7600	N/A	-
A2	TXRX	-	HUO090A	120°	7600	N/A	-
A3	TXRX	-	HUO090A	240°	7600	N/A	-

FEEDER KEY

TO	QTY:	TYPE:	OUTER DIA.(mm)	MIN BEND RAD.(mm)	LENGTH (m)	COLOUR	NAME
A1	2	LDF 450	18	125	11	BLACK	-
-	-	LDF 450	18	125	11	BLACK	-
-	-	LDF 450	18	125	11	BLACK	-

REC SUPPLY REQUIRED FOR POWER

SITE NUMBER
30/BRK7033E/01

CONSULTANT
Patrick Farfan
ASSOCIATES LIMITED
E-Mail frog@patrickfarfan.com

LONDON OFFICE
Salamander Quay West
Park Lane, Harefield
Middlesex UB9 6NZ
TEL 01895 823700
FAX 01895 821214

Head Office
Saint Cuthberts,
Fourth Avenue, Trafford Park,
Manchester. M17 1DB
Tel 0161 877 7007
Fax 0161 877 4414

Offices also located in :- London, Birmingham, Belfast & Austria

THIS SITE CONFORMS TO OPCS RADIO SITE DESIGN DOC: SPEC253 WITH THE FOLLOWING EXCEPTIONS:
1.
2.
3.
4.

REV	DESCRIPTION	SITE CONTROLLER	DATE	DESIGN	DATE
0	INITIAL ISSUE	PF	28.11.00	PF	28.11.00

SCALE:-	AS SHOWN	CHECKED	
		DATE	
DRAWN	SS	APPROVED	
DATE	05/01/2000	DATE	

A3 ORIGINAL
INCHES
0 1/2 1
0 5 10 15 20 25 30 35
MILLIMETRES
ALL DIMENSIONS ARE IN MILLIMETRES UNLESS OTHERWISE STATED

OPTION NAME
COPSE MEAD

SITE ADDRESS
GRASS VERGE, EAST SIDE
ADJACENT TO SOUTH SIDE
OF RAILWAY
DUFFIELD ROAD
WOODLEY
READING RG5 4RS

SITE CONTROLLER: Paul Fitzgerald 07971 186788
NETWORK ENGINEER: Mark Francis 07973 884734

TITLE
MICROCELL – SONNING
LAMPPOST MOUNTED ANTENNA
GENERAL ARRANGEMENT

DRAWING NUMBER
30/BRK7033E/01

REV
0

CLIENT
Orange
St. James Court
Great Park Road
Almondsbury Park
Bradley Stoke
Bristol
BS12 4QJ
Tel 01454 624600
Fax 01454 618501