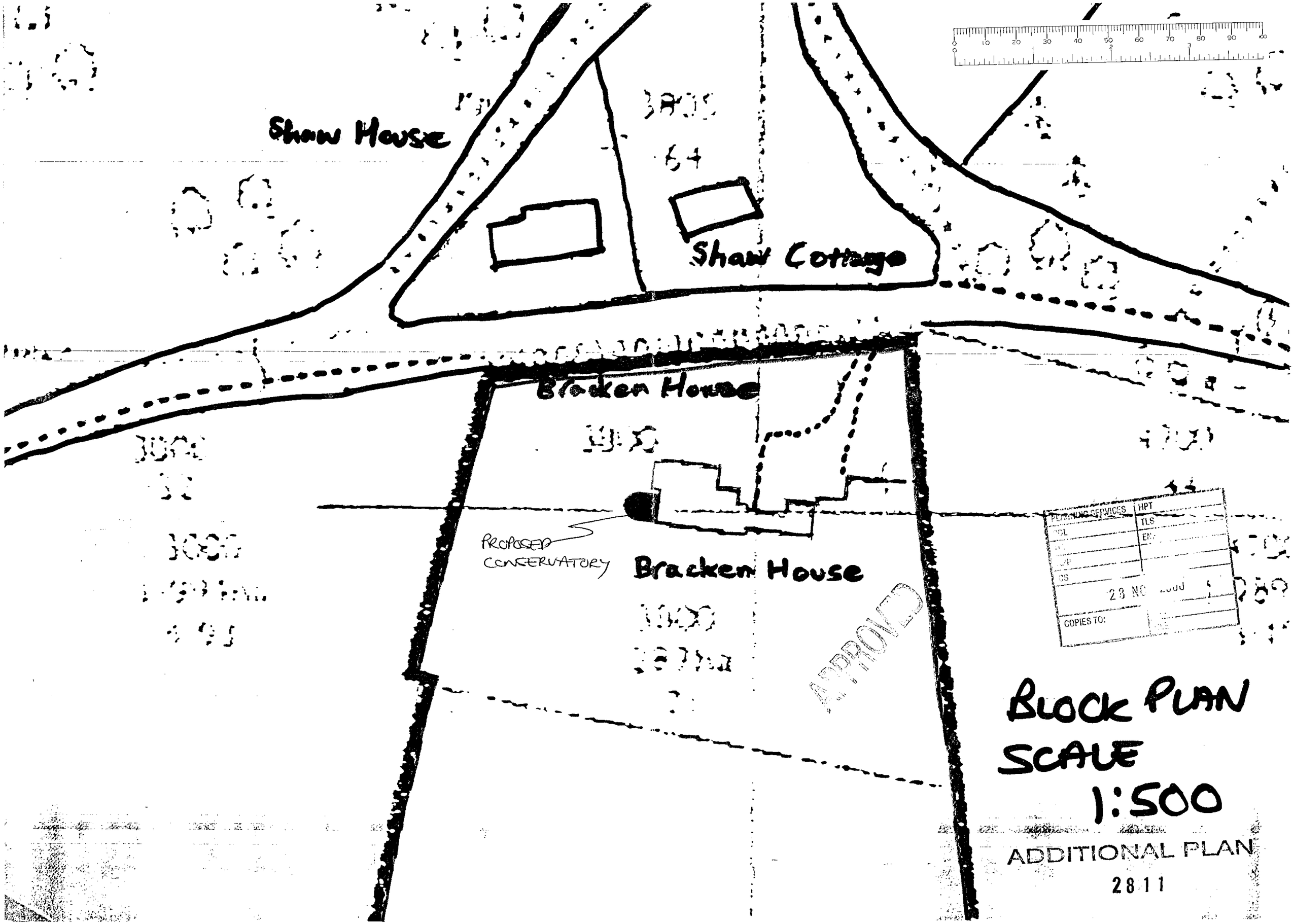
Shaw House
Shaw Cottage
Bracken House
PROPOSED CONSERVATORY
Bracken House
APPROVED
PLANNING SERVICES
HPT
TLS
COPIES TO:
BLOCK PLAN
SCALE
1:500
ADDITIONAL PLAN
2811

15.NOV.2000* 2811

Anglian Home Improvements

PROPOSED .	PVCu CONSERVATORY.
AT	BRACKEN HOUSE BUNCESSHAW ROAD FARLEY HILL READING, RG7 1UU
FOR	MR S. SCOTT

CUSTOMER CONTRACT COPY CHECK. YES ☐

SURVEYOR: PLEASE CONFIRM THAT ALL THE ABOVE DETAILS ARE CORRECT. . YES ☐

DATE.	REVISIONS.	BY.

DRAWING No. 099/03833	DRAWN BY.. Greig Haynes	DATE 26/10/00
BRANCH NAME	SURVEYOR.. PETER SMITH	DATE 6/11/00

The Company Surveyor has discussed the above survey with me and I agree to the designs and other details finalised during the Surveyor's visit and I understand that I must settle the account with the Installers upon completion.

Customers Signature ..... Date 6/11/00

Expected Installation Date FOR MARCH 2001 SUBJECT TO PLANNING (Subject to third party approval being obtained)	Comments on deferred installation ....
Method of payment (Confirmed with Customer) FINANCE (Anglian does not accept final balance payment by credit card.)	Code .....

APPROVED

APPROVAL REQUIRED ☑ Where applicable

PLANNING PERMISSION	YES ☑	NO ☐	RESTRICTIVE COVENANTS	YES ☐	NO ☑
BUILDING REGULATION	YES ☐	NO ☑	HOUSING ASSOC. CONSENT	YES ☐	NO ☑
LISTED BUILDING CONSENT	YES ☐	NO ☑	BUILDERS CONSENT	YES ☐	NO ☑
CONSERVATION AREA	YES ☐	NO ☑	LANDLORDS CONSENT	YES ☐	NO ☑
NEIGHBOURS CONSENT	YES ☐	NO ☑	PARTY WALL ACT	YES ☐	NO ☑

FLASHING CHASED INTO EXISTING WALL ABOVE LINE OF PROPOSED ROOF.

ROOF COMPRISES STRUCTURAL ALUMINIUM, VENTILATED RIDGE, ALUMINIUM GLAZING BARS WITH PVC INTERNAL AND EXTERNAL CAPPINGS. ALUMINIUM EAVES BEAM (LOAD DISTRIBUTION MEMBER) SECURED TO TOP OF WALL FRAMES. ROOF GLAZING TO MULTI-CAVITY POLYCARBONATE OR GLASS SHEETS TO CLIENTS INSTRUCTIONS, ROOF DESIGNED IN ACCORDANCE WITH CP3 CHAPTER 5 (WIND LOADING) AND BS 6399 PART 3 (SNOW LOADING). ALL DESIGNED IN ACCORDANCE WITH CP118 (STRUCTURAL USE OF ALUMINIUM).

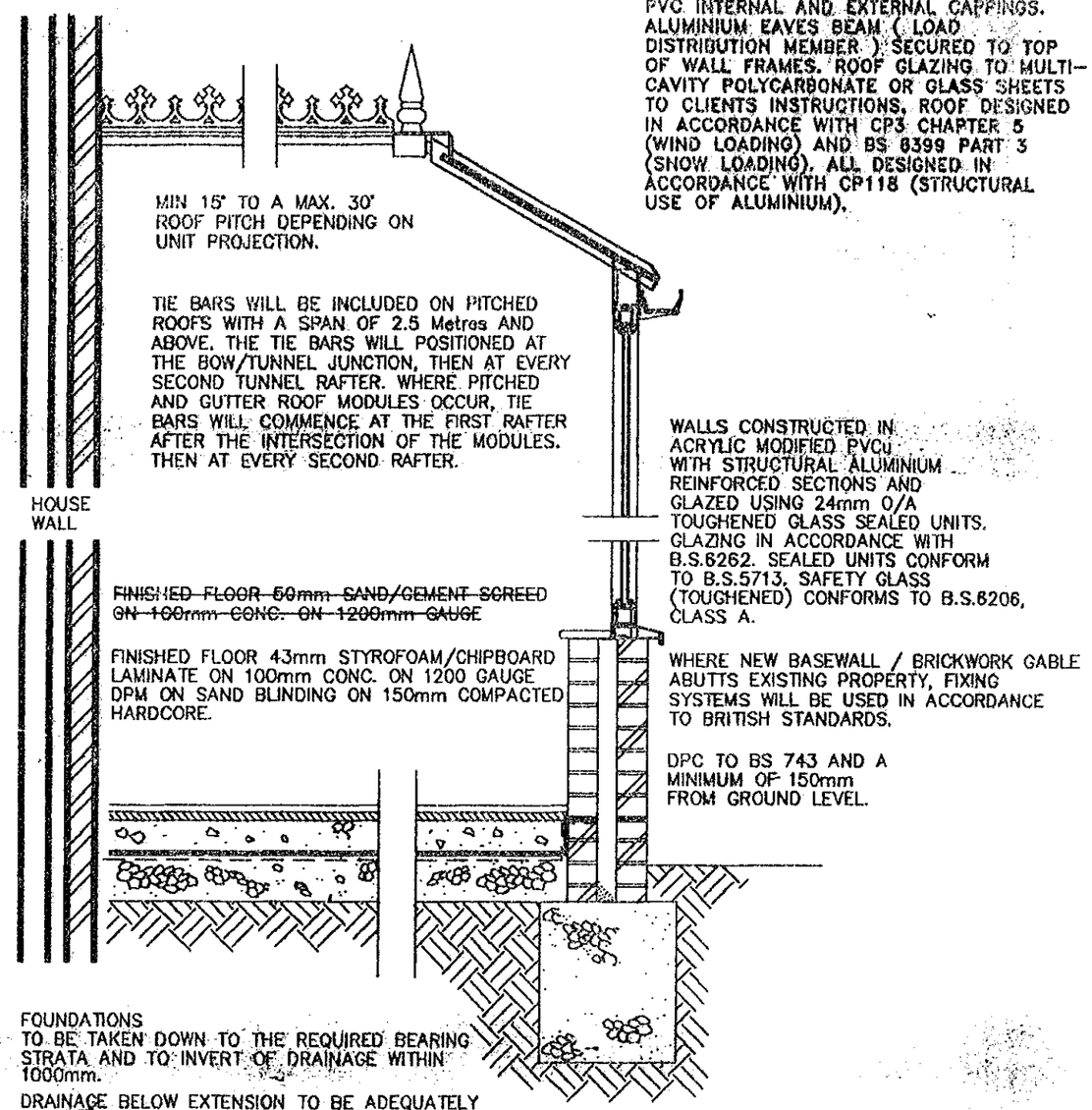

NOTE:- CONSERVATORIES WITH A PITCHED TRANSLUCENT ROOF, UNDER 30m² AREA, ARE NOT SUBJECT TO BUILDING REGULATIONS, PROVIDED IT IS BUILT AT GROUND LEVEL.

TYPICAL SECTION

NOTE:
This cross sectional drawing is shown as a "Typical Example" And is intended for information purposes only. Site Conditions and sub-soil bearing strata will dictate final Design.

DWG: SHT2NVSW REV: E

PRODUCT CHECK SHEET.

☑ Where Applicable

	PVCu WHITE KNIGHT	PVCu DUAL KNIGHT	PVCu GOLDEN OAK	PVCu CRUSADER	EXCALIBUR	TIMBER
PRODUCT:	☑	☐	☐	☐	☐	☐

NOTE - ALL CRUSADER AND EXCALIBUR CONSERVATORIES ARE EXTERNALLY GLAZED.

EXCALIBUR COLOUR: N/A OUT/ WHITE IN.

ROOF COLOUR: WHITE OUT/ WHITE IN.

ROOF MATERIAL:	POLYCARBONATE	GLASS	TIMBER	GRP
	☐	☑	☐	☐

ROOF MATERIAL COLOUR: CLEAR THICKNESS: 20mm GLASS SPEC: TOUGHENED/PILKINGTON'K'

ROOF VENT: YES ☑ NO ☐ QUANTITY: TWO MANUAL ☑ AUTOMATED ☐ RIDGEFLOW: YES ☑ NO ☐

NUMBER OF DOWNPIPES: 2 POSITION: L/H \ R/H \ INTERMEDIATE ☐

HANDLE COLOUR: SILVER ☐ WHITE ☐ GOLD ☑ BLACK ☐ TYPE: STRAIGHT ☑ CURVED ☐

DENTIL MOULDING: YES ☐ NO ☑

THRESHOLD: LOW ☑ HIGH ☐ WHEELCHAIR ☐

SPECIAL GLASS TO FRAMES AND LOCATION: PILKINGTON'K' (If Required)

OBSCURE GLAZING PATTERN AND LOCATION: N/A (If Required)

S.G.O.: YES ☐ NO ☑ LOCATION AND PATTERN No.: (If Required)

WINDOW BOARDS:	HARDWOOD	PVCu	WHITE DURABOARD	MAHOGANY DURABOARD	GOLDEN OAK DURABOARD	LIGHT OAK DURABOARD	TILED
	☐	☐	☑	☐	☐	☐	☐

THIRD PARTY APPROVAL

LOCAL COUNCIL ☑ HOUSING ASSOCIATION ☐ BUILDER ☐ OTHER ☐

ADDRESS - WOKINGHAM D.C.

BLOCK PLAN (NOT TO SCALE)

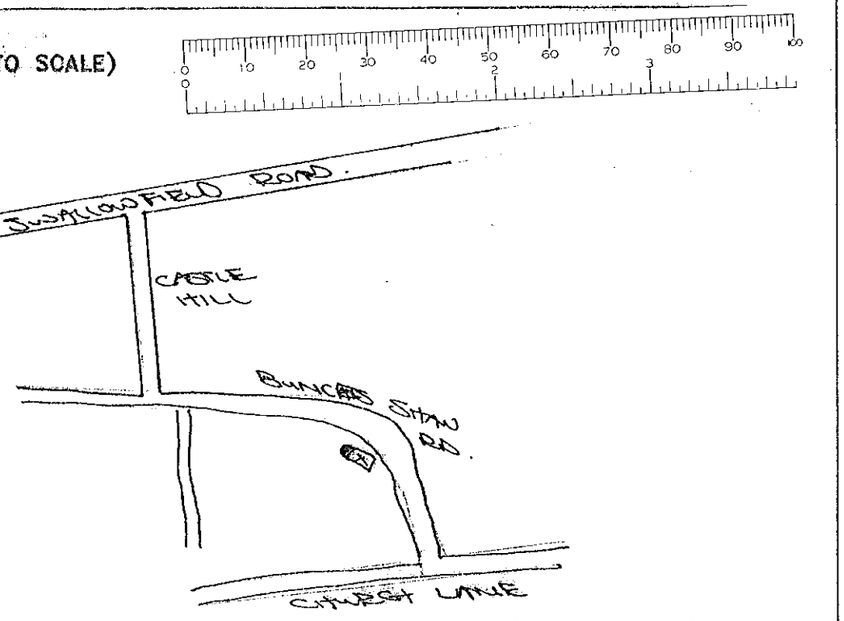

ADDITIONAL PRODUCT / PHYSICAL BARRIER:

	PVCu	HARDWOOD TIMBER	SOFTWOOD TIMBER
	☐	☐	☐

DESIGN--VIEWED EXTERNALLY.

MANUFACTURING SIZES.

HEIGHT: INC. CILL.

WIDTH:

GLASS TYPE.

HANDLES:

CILL TYPE:

THRESHOLD:

ADDITIONAL INFORMATION

ADDITIONAL PRODUCT.

DESIGN--VIEWED EXTERNALLY.

MANUFACTURING SIZES.

HEIGHT: INC. CILL.

WIDTH:

GLASS TYPE.

HANDLES:

CILL TYPE:

THRESHOLD:

APPROVED

ADDITIONAL INFORMATION

Customers Signature	Date		Drawing No.	Description.	Scale.. N/A	Drawn.. GJH
S.A. Hill	6/11/00		099/03833	CHECK SHEET.	Date.. 26/10/00	Surveyor. P. SMITH.

DWG: ENGNTEW | REV: D

SURVEYORS BASE PLAN

(TO ACCOMPANY ACTUAL BASE PLAN PROVIDED BY CONSERVATORY ADMIN.)

NOTES

1. ALL DIMENSIONS IN MILLIMETRES AND TO BE CHECKED ON SITE PRIOR TO COMMENCEMENT OF WORK.
2. ONLY FIGURED DIMENSIONS TO BE TAKEN FROM THIS DRAWING.
3. DO NOT SCALE OFF DRAWING.
4. ANY EXISTING BRICK VENTS TO BE DUCTED THROUGH PROPOSED BASE.
5. GROUND LEVEL TO BE LOWERED LOCALLY TO GIVE REQUIRED CLEARANCE FOR D.P.C.
6. SURFACE WATER TO BE DISCHARGED VIA NEW 68 DIA. RAINWATER DOWN PIPE AND SHOED INTO GRATED GULLEY AND INTO 100 DIA. UPVC DRAIN BEDDING ON PEA-SHINGLE TO FALL 1:40 min INTO NEW SOAKAWAY 5.0 m. MIN. AWAY FROM BUILDINGS, TO BE FILLED WITH HARDCORE, AGGREGATE AND PEA GRAVEL.
7. BUILD NEW BASE WALL ABOVE D.P.C LEVEL OF UNIT.
   BASE WALL TO BE CONSTRUCTED IN 100 MM THICK BLOCKWORK/~~BRICKWORK~~ INTERNALLY, 50 MM THICK CAVITY FILLED WITH FIBREGLASS INSULATION BATS, 100 MM THICK BRICKWORK EXTERNALLY, AND TO INCORPORATE D.P.C MIN 150 MM ABOVE GROUND LEVEL AND TO INCLUDE "BUTTERFLY" GALVANISED WIRE TYPE WALL TIES STAGGERED 900 MMM HORIZONTALLY, 450 MM VERTICALLY AND TO BE DOUBLED UP AROUND CORNERS AND REVEALS.
   CLOSE INTERNAL SIDE AT JAMBS AGAINST 150 MM WIDE D.P.C
   CAVITY BELOW GROUND LEVEL TO BE FILLED WITH LEAN MIX CONCRETE TO WITHIN 150 MM OF D.P.C. LEVEL OF UNIT.
   ALL NEW VISIBLE BRICKWORK, INCLUDING BRICKWORK BELOW D.P.C. LEVEL AND ABOVE EXTERNAL GROUND LEVEL TO PERIMETER OF UNIT TO MATCH EXISTING HOUSE BRICKWORK (WHERE POSSIBLE).
8. BASE WALL + HOUSE WALL TO BE PLASTERED INTERNALLY. WHITE POLYBOARD WINDOW BOARDS REQUIRED.

DPC AT SAME LEVEL AS HOUSE DPC.
FLOOR AT SAME LEVEL AS HOUSE.

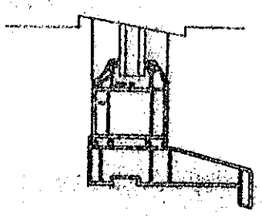

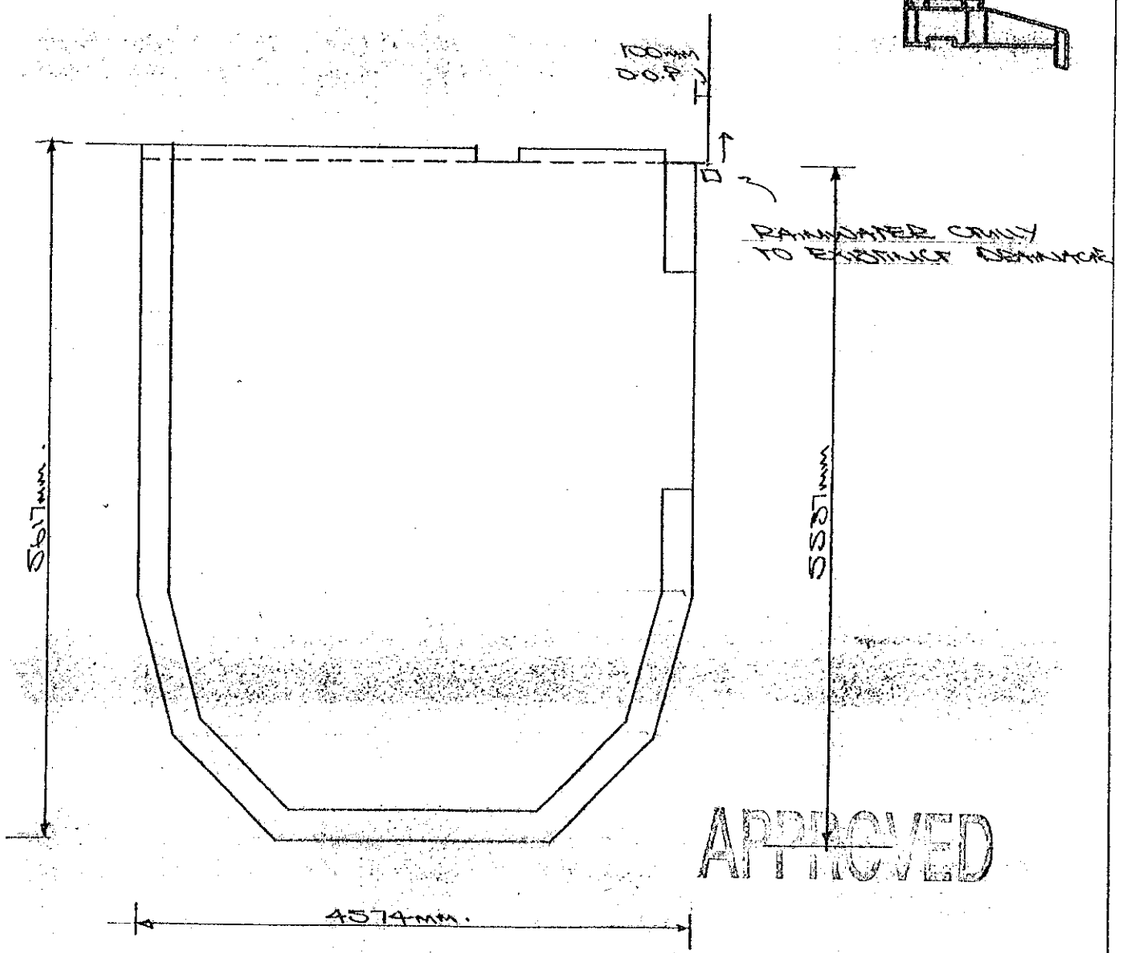

APPROVED

NOTE- BUILDER ENSURE EXISTING WALLS ARE PLUMB PRIOR TO COMMENCEMENT OF BASEWORKS.

Customers Signature	Date		Drawing No.	Unit Elevation.	Scale..	Drawn..
S.A. Story	6/11/00		099/03833	BASE LAYOUT.	1:50	GJH
					Date.. 26/10/00	Surveyor. P. SMITH

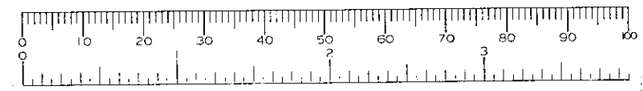

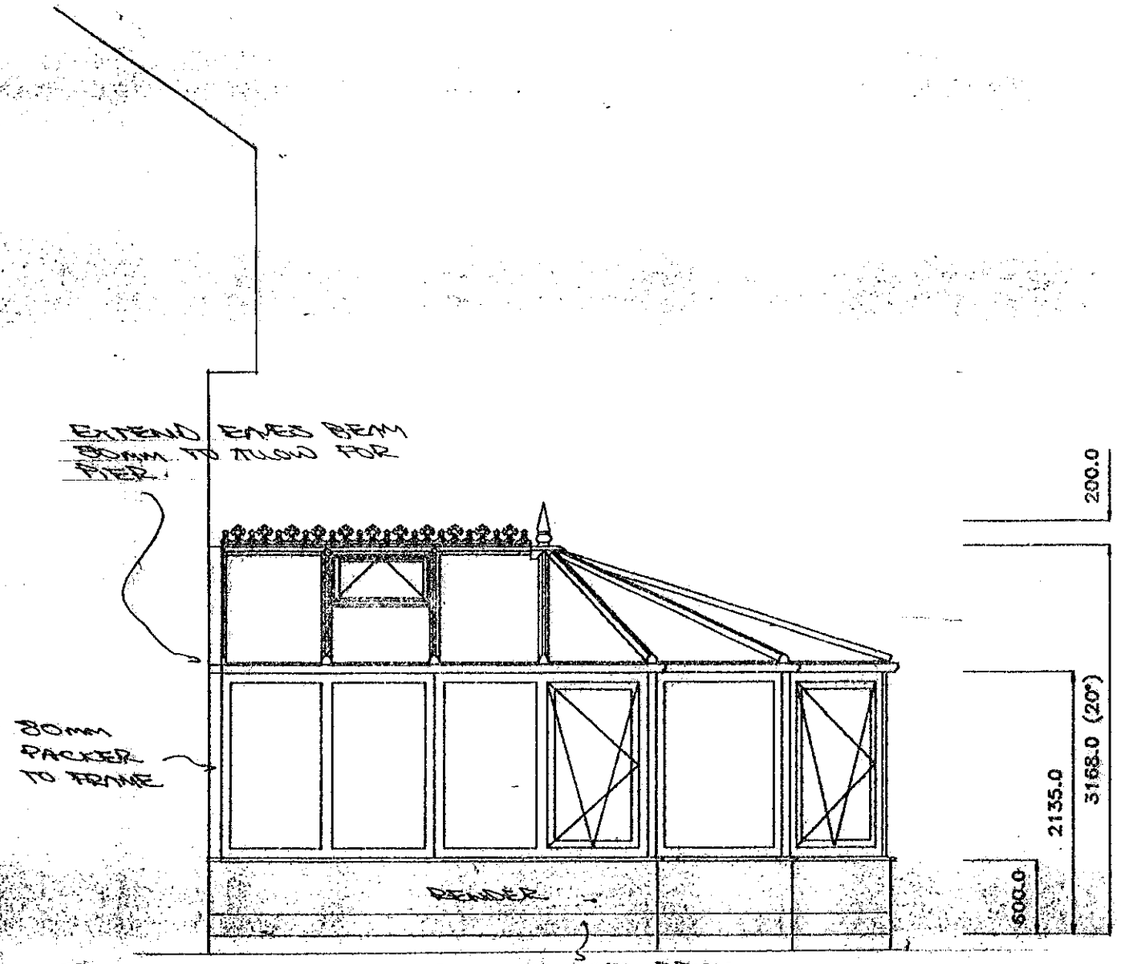

FRONT ELEVATION

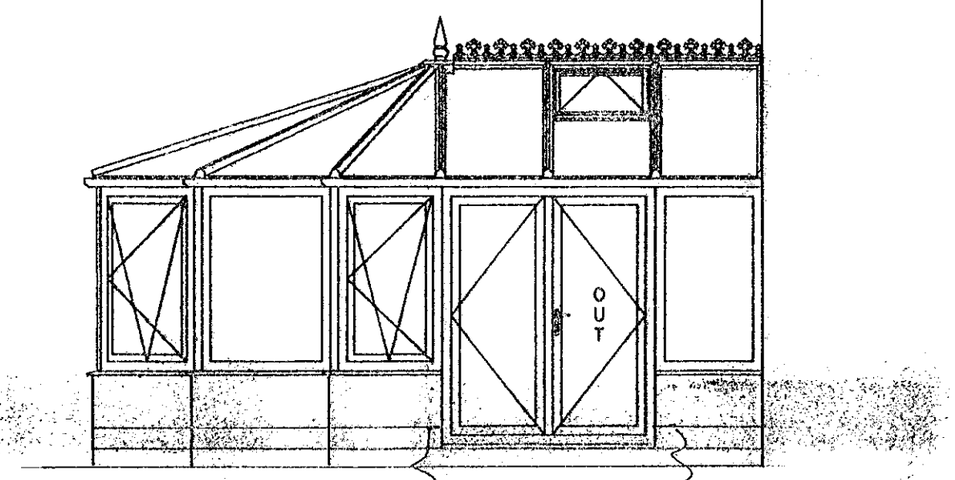

APPROVED

REAR ELEVATION.

Customers Signature	Date	Drawing No.	Property Elevation:	Unit Elevation:	Scale.. 1:50	Drawn.. GJH
.....	6/11/00	099/03833	FRONT / REAR.	SIDE ELEVATIONS.	Date.. 26/10/00	Surveyor.. P.SMITH.



APPROVED

SPECIFICATION:
1 No. DOUBLE DOOR WHERE SHOWN (OPEN OUT)
4 No. TILT & TURN VENTS WHERE SHOWN
2 No. ROOF VENTS WHERE SHOWN
ROOF PITCH 20°
RIDGEFLOW REQUIRED

Customers Signature	Date	Drawing No.	Property Elevation:	Unit Elevation:	Scale: 1:50	Drawn: GJH
S.R. Ross	6/11/00	099/03833	REAR ELEVATION	FRONT ELEVATION.	Date: 26/10/00	Surveyor: P. Smith

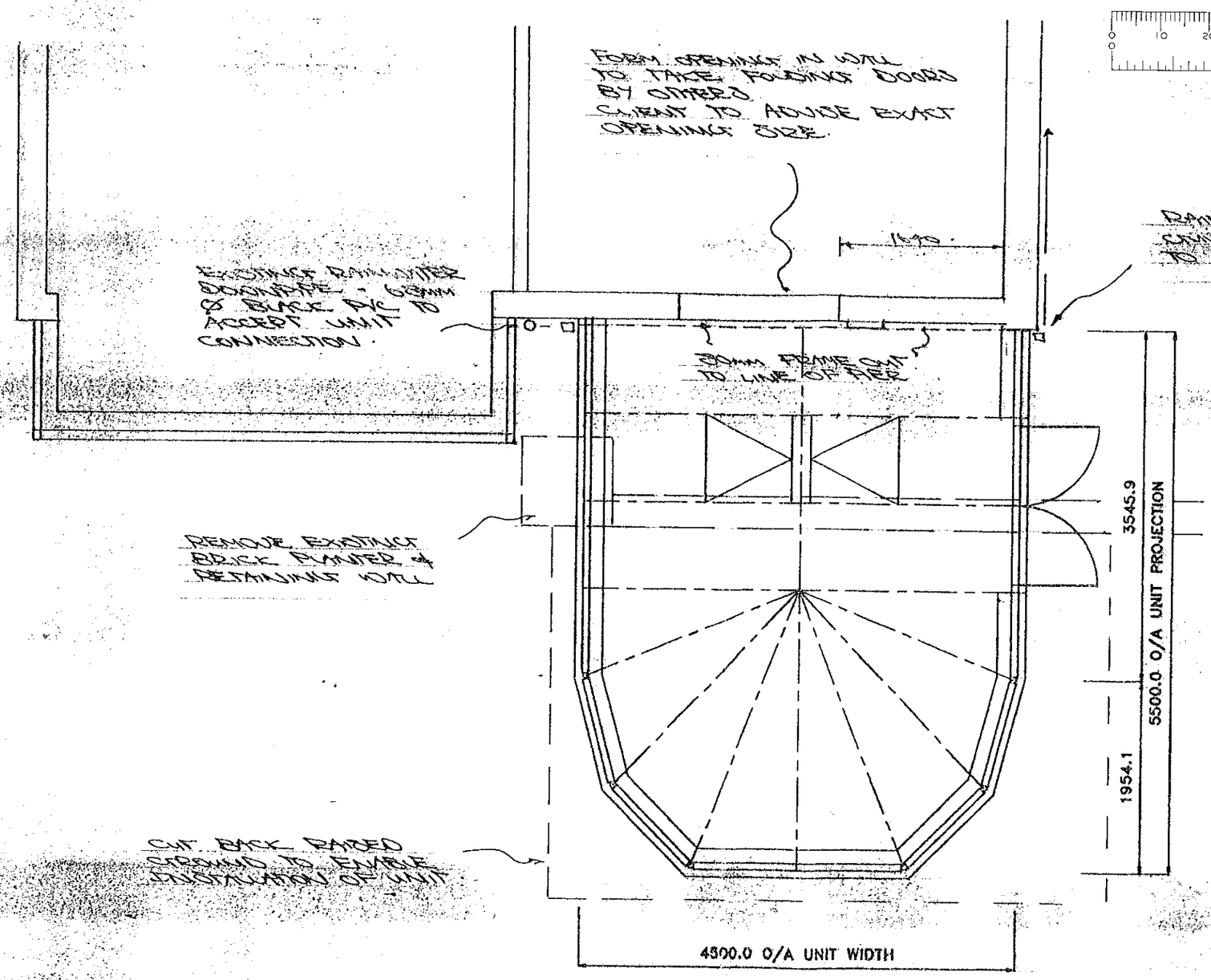

APPROVED

Customers Signature	Date	Drawing No.	Unit Elevation	Scale	Drawn
L.A. Ker	6/11/00	099/03833	PLAN LAYOUT / ROOF DETAILS.	1:50	GJH
				Date: 26/10/00	Surveyor: P.SMITH