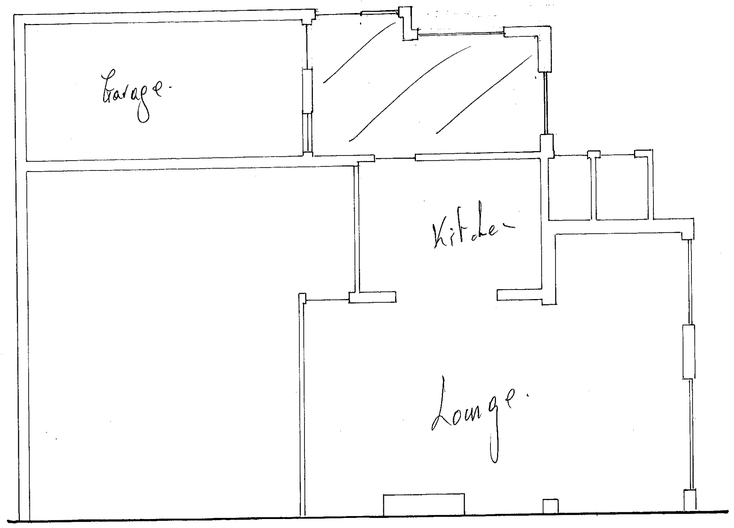

Ground Floor Plan.



Rear Elevation.



Side Elevation.

Boundary.

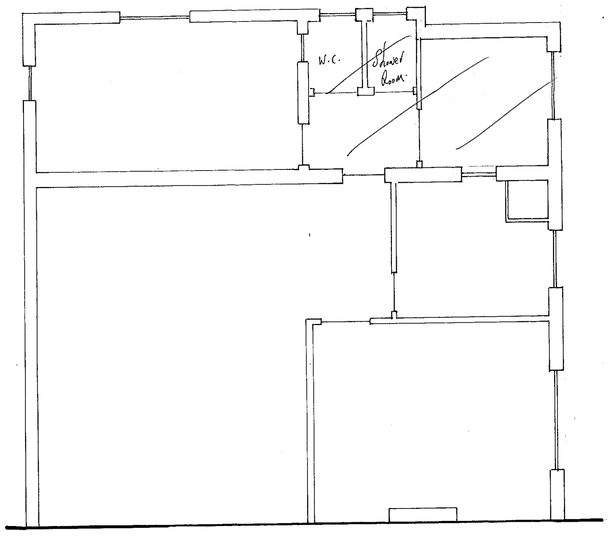

First Floor plan.



Front Elevation.

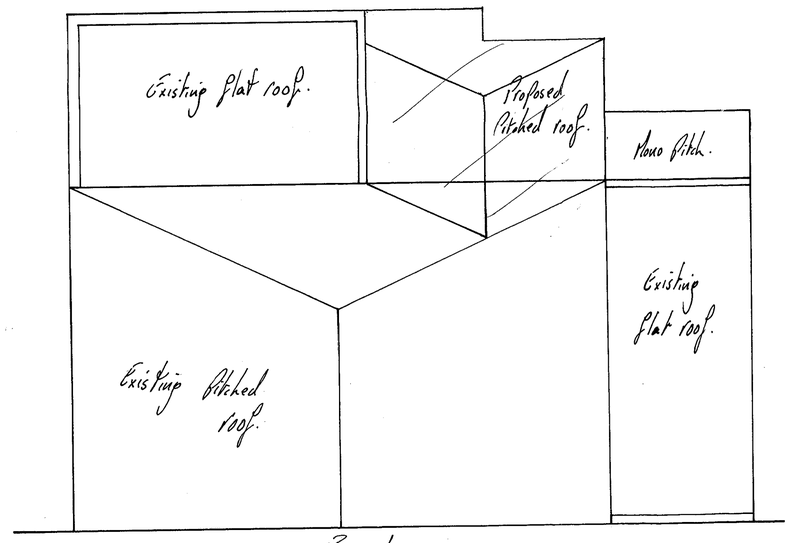

Boundary

Roof Plan.

APPROVED

NOTES: 07 JUN 2000

Foundations: Depth to be agreed with Building Inspector.
DPM: 1200 gauge polythene membrane.
Concrete: Ground floor Slab and foundation mix (1:4) Lean mix to infill cavity upto dpc (1:6)
Ground Slab: 150mm hardcore base level and compacted. 50mm Sand blinding. 1200g dpm. 150mm Concrete floated finish or tamped.
Walls: Cavity walls 100mm facing bricks to match as near to existing as possible 50mm Cavity & Wall Ties /m². Rockwool or Similar insulation. Thermalite block work internally.
Floor to First floor 175 x 50mm Set into external wall or joist hangers @ 450 c/c.
Ceiling joists 150 x 50mm Set at 450 c/c
Roof 175x25mm treated ridge board 175x50mm hip rafters. 150x50mm rafters all treated and set @ 450mm c/c's.
Wall plate 100x50mm with plate holders plugged & screwed @ 1200mm c/c's.

© Copyright

SPC Design & Build
PO Box 2383
Reading Berks.
RG6 1YE

Client
Mr & Mrs Malvill

Job Title
1 Luckmore Drive, Earley Reading Berkshire.

Drawn By S.R.B.
Scale 1:50
Date 5th April 2000.

Proposed: Plan ground & first floor. Front, Rear & Side Elevations. Roof plan.

Drg No
SPC/1 Luck/02

Rev. C. Dated 4th May 2000
Side elevation wall moved in

03/9/00

NOTES:

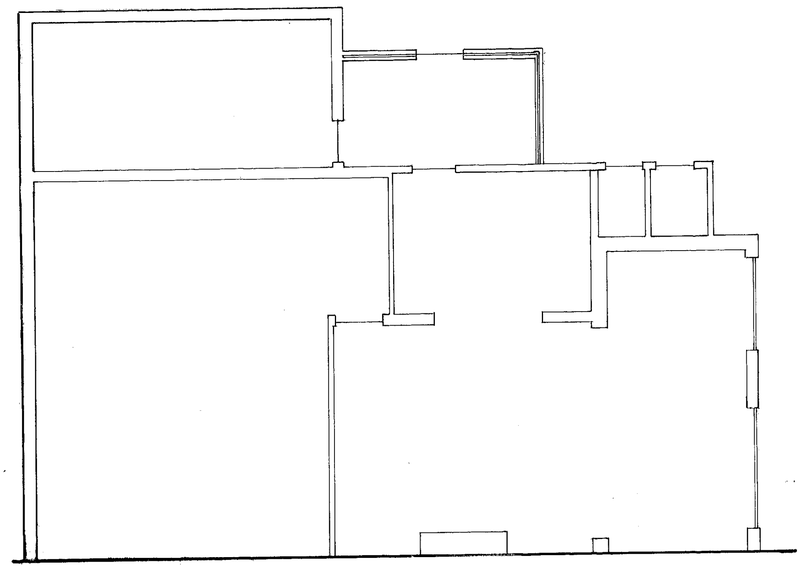

Ground floor Plan.



Rear Elevation.



Side Elevation.

07 JUN 2000* 1670

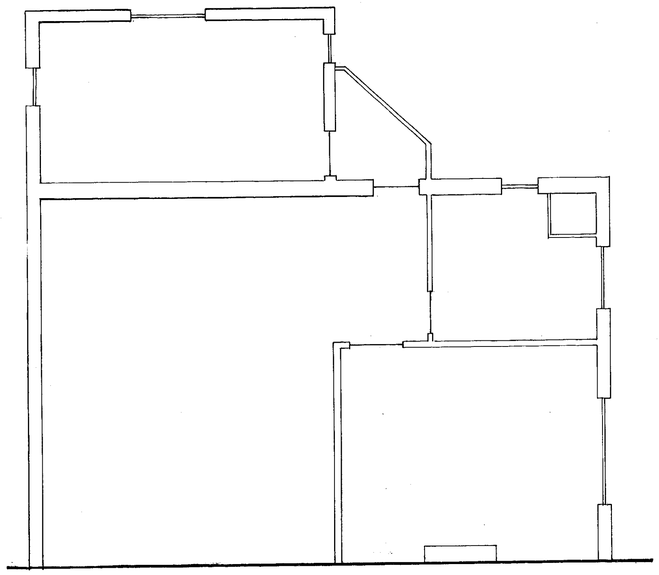

First floor Plan.



Front Elevation.

© Copyright

SPC Design & Build
PO Box 2383
Reading Berks.
RG6 1YL

Client
Mr & Mrs Marvell

Job Title
1 Luckmore Drive, Earley
Reading Berkshire.

Drawn By S.P.C.
Scale 1:50
Date 4th April 2000.

Ground & First floor plan of existing. Front, Rear & Side Elevations of existing.

Drg No
SPC/1Luck/01

Rev.